
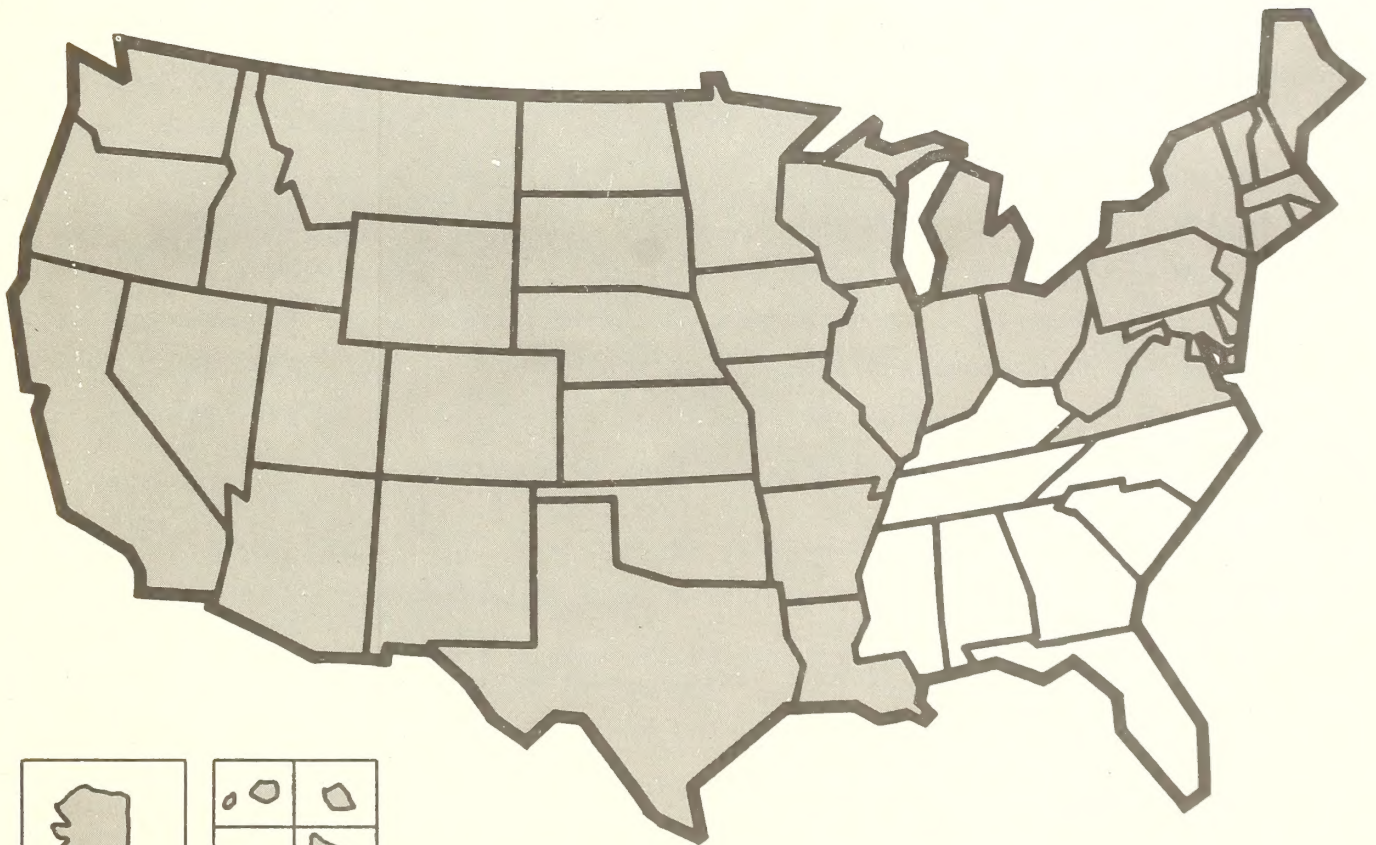


Historic, archived document

Do not assume content reflects current scientific knowledge, policies, or practices.

EMPLOYMENT IN AGRICULTURAL AND AGRIBUSINESS OCCUPATIONS

REGION 4



ECONOMIC RESEARCH SERVICE, U.S. DEPARTMENT OF AGRICULTURE
IN COOPERATION WITH
BUREAU OF THE CENSUS, U.S. DEPARTMENT OF COMMERCE
OFFICE OF EDUCATION, U.S. DEPARTMENT OF HEALTH, EDUCATION AND WELFARE
MANPOWER ADMINISTRATION AND
BUREAU OF LABOR STATISTICS, U.S. DEPARTMENT OF LABOR

ABSTRACT

Many farm and nonfarm workers require skills and knowledge of agriculture to perform their jobs. The 1970 Census of Population classified a sample of 20 percent of all persons by occupation and industry of primary employment. Those occupation-industry classifications which required competency in agriculture were identified. A compilation was made of the number of workers in each industry-occupation category by class of worker for each State. These data can be used to develop labor placement programs and assist educators to develop programs of instruction. Guidance counselors should be better able to help students with occupational information, while employment counselors can indicate potential opportunities. Planning agencies will be able to determine those industries most suitable for an area.

These data are presented in 11 volumes; one volume (ERS-570) contains summary data for all States while State data are in ten regional volumes. Each regional volume conforms to one of the ten Standard Federal Regions.

United States Summary	ERS-570
Region 1 - New England States	ERS-571
Region 2 - New York-New Jersey	ERS-572
Region 3 - Central Atlantic States (including Virginia)	ERS-573
Region 4 - Southeastern States	ERS-574
Region 5 - East North Central States	ERS-575
Region 6 - Arkansas, Louisiana, New Mexico, Oklahoma, and Texas	ERS-576
Region 7 - Iowa, Kansas, Missouri, and Nebraska	ERS-577
Region 8 - Colorado, Montana, North Dakota, South Dakota, Utah, and Wyoming	ERS-578
Region 9 - Arizona, California, Hawaii, and Nevada	ERS-579
Region 10 - Alaska, Idaho, Oregon, and Washington	ERS-580

CONTENTS

	<u>Page</u>
INTRODUCTION	1
THE NATIONAL AGRIBUSINESS MANPOWER PROJECT	2
RELATIONSHIP OF THE NATIONAL AGRIBUSINESS MANPOWER PROJECT TO THE NATIONAL-STATE INDUSTRY-OCCUPATION MATRIX SYSTEM	3
USES OF AGRIBUSINESS EMPLOYMENT DATA	4
SOURCE AND COMPARABILITY OF AGRIBUSINESS EMPLOYMENT DATA	5
Source of Data	5
Comparability and Limitations of Data	7
EXPLANATION OF SECTIONS I, II, AND III OF THE AGRIBUSINESS EMPLOYMENT TABLES	8
Occupation and Industrial Attachment	8
Class of Worker	9

TABLES

<u>Table</u>	<u>Page</u>
Index to Matrix - Occupations	10
Employment Table Section I - Occupations That Require or Utilize Agribusiness Competencies In Any Industry Where Hired	13
Employment Table Section II - Occupations That Require or Utilize Agribusiness Competencies Only In Selected Industries	75
Employment Table Section III - Occupations Within Selected Industries Where Some Workers Require, or Utilize, Agribusiness Competencies	121

PREFACE

This explanatory handbook -- and the accompanying manpower data on agribusiness occupations including occupations in both farm production and related off-farm industries -- is a culmination of 6 years of work by the National Committee on Employment Opportunities and Training Needs in Agribusiness. This handbook represents a pioneer effort to identify and define agribusiness occupations and the industries in which these occupations are located. The occupational categories and the data were taken from the 1970 census of population.

Many different concepts of the term "agribusiness" now prevail. To resolve some of the problems related to the use of various definitions, the Committee uses the concept of "occupational competency" in classifying the occupations as agribusiness.

The persistent efforts of a number of individuals have made possible this initial nationwide identification of agribusiness occupations. The current national interdepartmental committee is comprised of Melvin R. Janssen, N. P. Ralston, and Walter E. Sellers, Jr., of the U.S. Department of Agriculture; H. Neville Hunsicker (Chairman) and Philip R. Teske, of the Office of Education, U.S. Department of Health, Education, and Welfare; Kenneth R. Norell and Sheldon G. Ziman, of the Bureau of Census, U.S. Department of Commerce; and Maurice L. Hill, Willis F. Sloan (retired), Richard E. Dempsey, and David Evans of the U.S. Department of Labor. In addition, major consultants and members of work committees included: Glenn Z. Stevens, Pennsylvania State University; Conrad F. Fritsch, Texas A & M University; Glenn McNatt and Joe McCluskey (retired) of the Department of Labor; Robert B. Glasgow of the U.S. Department of Agriculture; and approximately 225 specialists who served on the reviewing teams from the participating States of Ohio, South Carolina, New York, California, Iowa, Texas, Oregon, Pennsylvania, and Minnesota.

Special recognition is due Mr. Sellers and Mr. Ziman, who did much of the work for the committee.

In the future, in addition to studying, classifying, and updating the information for accuracy and comprehensiveness, the National Committee expects to utilize the services of the U.S. Department of Labor in making future projections of employment opportunities. The Committee also will plan and coordinate the identification and qualification of essential competencies for entry and advancement in the major occupations, and will obtain commitments from established Federal and State data reporting services to regularly update employment data on agribusiness occupations in their systems.

The Committee requests that individuals, institutions, and agencies, in government and in the private sector, who find the information in this report useful assist with its further development and improvement. Users are urged to forward to the Committee any new occupations and new data which are revealed through their own studies. In this way, data on the breadth and composition of agribusiness occupations will continuously be updated.

H. N. Hunsicker, Chairman
National Committee on Employment Opportunities
and Training Needs in Agribusiness

EMPLOYMENT IN AGRICULTURAL AND AGRIBUSINESS OCCUPATIONS

INTRODUCTION

The size and composition of the Nation's large and complex agribusiness occupational sector recently has been ascertained. For many years, those conducting formal education and manpower training programs have needed to know more about the various occupational sectors of the Nation's economy -- particularly the agribusiness sector. There is a need to know the composition of this sector, its demographic makeup, future problems that can be expected, whether the sector is a contracting or expanding one, and what competencies are needed in various agribusiness occupations.

In the mid-1960's, leaders in the Federal Government, foreseeing the need to know more about employment in agribusiness, appointed a National Committee on Employment Opportunities and Training Needs in Agribusiness. For several years, this interagency committee met, debated, and sought answers on how to comprehend the complex agribusiness sector. In 1972, the Committee formulated the National Agribusiness Manpower Project, a long-range three-phase program, and appointed a subcommittee to work on the first phase (this report). The subcommittee, comprised of specialists from several Federal and State agencies with background in agriculture, education, and labor determined the agribusiness occupations based on a predetermined set of concepts. According to these concepts, an occupation is considered an agribusiness occupation if it requires or utilizes skills in, or knowledge of: (1) agricultural production and propagation of animals (land and aquatic), animal products, plants (crops and ornamental), plant products, forests and forest products; (2) the provision of services associated with agricultural production and the manufacture and distribution of supplies used in agricultural production; (3) the designing, installation, repair, operation, and servicing of machinery, equipment, and power sources and the construction of structures and conveniences used in agricultural production; (4) the inspection, processing, and marketing of agricultural products and primary byproducts; (5) aspects of greenhouse, nursery, landscaping, and other ornamental horticultural operations; (6) the conservation, propagation, improvement, and utilization of renewable natural resources; (7) the multiple uses of forest lands and resources, and (8) other agribusiness competencies. 1/

Using this definition, the Committee examined over 90,000 industry-occupational cross-classifications (matrix cells) to identify the maximum number of agribusiness cells. After the compilation of occupations was made, project coordinators from selected States met with the National Committee and organized specialists in eight subsectors to complete the identification program.

1/ For a more detailed definition of agribusiness occupational competencies, see appendix A, U.S. Summary.

Specialists from nine States were asked to indicate the relevance of selected matrix cells in each of the above competency groups. The National Committee reviewed the specialists' proposals and made final determination on the cross-classifications to be used in the employment tables.

Employment data in this report are three-dimensional, showing not only occupation and industrial attachment, but also class of worker.

The basic goal of all phases of the National Agribusiness Manpower Project is to provide a system for securing information for national and state areas on current and projected manpower and training needs in occupations requiring or utilizing agribusiness competencies. Detailed objectives of the overall project are to:

1. Identify current agribusiness job opportunities for national and State areas;
2. Project agribusiness job opportunities for national and State areas;
3. Identify skills, competencies, and training needed for current and future employment in agribusiness occupations;
4. Integrate agribusiness data into manpower information programs which will provide for periodic updating of these data;
5. Provide employment information to assist in:
 - A. Developing educational and training programs with appropriate curricula relevant to the needs of agribusiness occupations;
 - B. Counseling and placement of individuals in agribusiness jobs;
 - C. Administrative decisionmaking, budgeting, and program planning;
 - D. Community development planning related to manpower needs and resources; and
6. Provide trade associations, nongovernment organizations, and private industries with more accurate data concerning employment and training needs in agribusiness occupations.

THE NATIONAL AGRIBUSINESS MANPOWER PROJECT

Many changes have occurred in the past 20 years in the technology, organization, and management of agriculturally related industries. In addition to the new businesses created by the changes in operation, one of the most important effects of change has been in occupations serving these industries. These changes have been so rapid that occupational reference materials used by general education, vocational education, and other training authorities, including guidance and counseling personnel, do not always reflect current needs.

The effort to assess available information for occupational reference led the National Committee to the development of a plan of action in three phases:

Phase I

This phase -- the one reported on in this handbook -- involved the identification of occupations requiring or utilizing agribusiness competencies, and the extraction of corresponding manpower data from the 1970 decennial census tabulations. The use of the "agribusiness competency" criteria involved the development of common denominators for resolution of differences in definitions in use by agencies of the U.S. Departments of Agriculture; Health, Education, and Welfare; and Labor. These data provide a benchmark for education, training, and job placement authorities to coordinate preparation of information for curriculum development, guidance, job placement, and planning for community development.

Phase II

The objective of Phase II is to make projections of employment opportunities and training needs in occupations requiring agribusiness competencies. This phase will be coordinated with the U.S. Department of Labor manpower data system.

Phase III

This phase will involve the development of methods for integrating the agribusiness manpower data into existing systems of data collection and analysis to keep information current. Researchers and others (including trade associations) are encouraged to make special studies of new occupations in various industries and to inform the National Committee of results.

RELATIONSHIP OF THE NATIONAL AGRIBUSINESS MANPOWER PROJECT TO THE NATIONAL-STATE INDUSTRY-OCCUPATION MATRIX SYSTEM

Within the U.S. Department of Labor, the Bureau of Labor Statistics (BLS), in cooperation with the Manpower Administration (MA) and the State Employment Security agencies, is developing an integrated national-State industry-occupation employment matrix system, which will be completed by mid-1974. This system contains a series of 51 State matrices, including one for the District of Columbia, consistent in format, content, coding structure, and employment concepts. Each State matrix will cover employment in 441 occupational categories cross-classified by 201 industrial sectors. In addition, the system is designed to provide a flexible multipurpose computer system to utilize the State matrices for a variety of operational and research programs.

The national-State matrix system is designed to provide data and operational techniques for a variety of potential users including the National Committee. Many of the objectives of the National Agribusiness Manpower Project interface with the capabilities of the national-State matrix system. For example, the system could be used by those interested in agribusiness occupations to:

- (1) Provide projections. Provide national, State, and some sub-State manpower projections of the employment opportunities in occupations requiring agribusiness competencies. A byproduct will be its provision of projections of national and State industrial employment growth, which can be then used to plan area economic development.
- (2) Update projections. The State matrices and projections may be updated periodically by the State employment agency.
- (3) Assess education and training needed. In cooperation with the individual State agencies, the program will help to assess the education and training needed to meet the projected manpower needs. BLS has also related its occupational categories to the instructional programs of the U.S. Office of Education.

The responsibilities for the Department of Labor industry-occupation matrix program are divided among the Bureau of Labor Statistics, the Manpower Administration, and the State Employment Security agencies as follows: In general, BLS has primary responsibility for the technical development and statistical adequacy of the Department of Labor matrix system. The tabulation, estimation, analysis, and publication of the national data is the responsibility of BLS. The Manpower Administration has primary responsibility for the coordination of the program, and for providing guidance and assistance to the States in the use of and application of the manpower projections for manpower program planning and employment service operations. The cooperating State Employment Security agencies are responsible for the operation of the program at State levels under the technical guidance of BLS. In addition, the State agencies are responsible for utilizing the techniques and disseminating any resulting estimates to State and local users.

Inquiries about State and local manpower needs should be directed to the research and analysis division of the State Employment Security agencies. Inquiries about national use and future concerns in agribusiness occupations should be directed to the National Committee on Employment Opportunities and Training Needs in Agribusiness. 2/

USES OF AGRIBUSINESS EMPLOYMENT DATA

As stated earlier, little is known about the detailed structure of occupations and industries requiring agribusiness knowledge and competencies. Thus manpower analysts, placement specialists, guidance counselors, vocational educators and State and local planners have not had adequate information to plan and to develop sound programs. The data in this report can be used to resolve the problems as follows:

1. Knowledge of the relationships of industries and occupations will give State employment security workers basic information for developing their labor placement programs. It will be especially useful to

2/ H. N. Hunsicker, Educational Program Specialist, U.S. Department of HEW, 7th and D Streets, S.W., Room 5120, Washington, D.C. 20202.

identify current national and State agribusiness manpower needs by occupation and industry -- information that has been unavailable. Then data can be adapted to labor market areas.

2. The Vocational Education Act of 1963 requires that training programs be in response to demonstrated needs. The present data will permit State and local officials to develop vocational educational programs suited to needs of the area. The information from the project will also assist educators to develop programs of instruction and curriculum materials tailored to the specific needs of students.
3. Educational guidance counselors will be able to give better curriculum and instructional guidance to students when they know the opportunities in various occupations. Students can also avail themselves of better curricula and course offerings to prepare for potential jobs. Employment counselors will have greater knowledge of employment opportunities for those who have been trained.
4. State, multicounty, and local planning agencies will find the labor force composition and labor force needs useful in planning for economic development. They will be able to determine the industries most suitable for expansion in relation to the labor force, community services and other resources.

Any of the above activities can be conducted independently of the remainder. Yet, coordination and integration of all uses will result in greater effectiveness of all programs involved.

SOURCE AND COMPARABILITY OF AGRIBUSINESS EMPLOYMENT DATA

Source of Data

Data in this report are derived from the 1970 Census of Population taken by the U.S. Bureau of the Census. Twenty percent of the population were asked questions about their employment. Occupation, industry, and class of worker data were obtained from answers to items 33 to 35 on the 1970 Census of Population questionnaire (see job activity questions below). This series of questions was used to obtain information for the employed, the experienced unemployed, and experienced workers not in the labor force during the reference week. The last two categories apply to persons who had worked at some time during the previous 10 years. All three items relate to one specific job held by the person. For an employed person, the information refers to the job held during the reference week. If he was employed at two or more jobs, the job at which he worked the greatest number of hours during the reference week was to be reported. For experienced unemployed persons and for those not in the labor force, the information refers to the last job the persons held. From these data, the Committee derived the data published in this report -- data which indicate the current manpower situation in agribusiness occupations.

The following are the job activity questions on the 1970 Census of Population questionnaire:

33-35. Current or most recent job activity

Describe clearly this person's chief job activity or business last week, if any. If he had more than one job, describe the one at which he worked the most hours.

If this person had no job or business last week, give information for last job or business since 1960.

33. Industry

a. For whom did he work? (If now on active duty in the Armed Forces, print "AF" and skip to question 37).

(Name of company, business, organization, or other employer)

b. What kind of business or industry was this? (Describe activity at location where employed).

(For example: Junior high school, retail supermarket, dairy farm, TV and radio service, auto assembly plant, road construction)

c. Is this mainly: (Fill one circle)

Manufacturing

Retail trade

Wholesale trade

Other (agriculture, construction, service, government, etc.)

34. Occupation

a. What kind of work was he doing?

(For example: TV repairman, sewing machine operator, spray painter, civil engineer, farm operator, farm hand, junior high English teacher)

b. What were his most important activities or duties?

(For example: Types, keeps account books, files, sells cars, operates printing press, cleans buildings, finishes concrete)

c. What was his job title?

35. Was this person -- (Fill one circle)

Employee of private company, business, or individual for wages, salary, or commissions 0

Federal government employee	0
State government employee (city, county, etc.)	0
Self-employed in own business, professional practice, or farm	0
Own business not incorporated	0
Own business incorporated	0
Working <u>without pay</u> in family business or farm	0

The Manpower Administration acquired the employment data from the Census Bureau for BLS, who reformatted the data for their national-state matrix system. In turn, the National Committee on Employment Opportunities and Training Needs in Agribusiness transposed the data to its own tapes. In the process, computer programming techniques were designed to provide a tested model so that any sub-sector matrix on employment may be derived from the tabulations at a reasonable cost. Persons interested in the detailed technical aspects of the agribusiness computer program should address their questions to Walter E. Sellers, Jr., Economic Research Service, U.S. Department of Agriculture, Washington, D.C. 20250.

Each industry and occupation listed in the employment tables has a three-digit census code and may contain from one to several hundred detailed industries or occupations. For a listing of the detailed occupations and industries, see appendixes B and C, respectively United States volume. 3/

Comparability and Limitations of Data

The numbers of workers given in the tables in this report are census of population figures based on the chief activity or primary occupation the respondent was engaged in during the survey week. The number of persons reporting in some on-farm occupations is considerably different than the number published in the 1969 Census of Agriculture. This census reported 2.7 million farm operators, of which over a million worked 100 or more days off the farm. Thus, in the 1970 Census of Population, most of the 1 million primarily off-farm workers reported their occupations as other than farm operators.

Factors such as the survey week also affect the number of persons reporting their occupations. For instance, the 1970 decennial census reference week was during March, when activity on many farms and in farm-related industries in the Northern States was dormant or slow. During 1970, 69 percent of the

3/ Additional information on the census occupation and industry classification system is presented in the 1970 Census of Population Classified Index of Industries and Occupations.

hired farmworkers were employed on farms for less than 75 days. ^{4/} Obviously, most of these were not working on farms in March. Thus, the number of persons reporting themselves as farmers or farmworkers in the 1970 decennial census was fewer in comparison with what would have been reported during May through September. Most persons doing farm wage work during March are most likely engaged full time in that work.

In the 1970 Census of Population, the industry categories are defined in terms similar to those used in the 1967 Standard Industrial Classification (SIC). The SIC, developed under the sponsorship of the U.S. Office of Management and Budget, is designed for the classification of establishments by primary type of industrial activity in which they are engaged. One of the major purposes of the SIC is to promote uniformity and comparability in the presentation of statistical data collected by various agencies.

EXPLANATION OF SECTIONS I, II, AND III OF THE AGRIBUSINESS EMPLOYMENT TABLES

Occupation and Industrial Attachment

Occupational data presented in the employment tables in this report are separated into three sections based on the prevalence of workers within specific occupations and industries that require or utilize agribusiness occupational competencies. These competencies are a modification of the definitional concepts and logic outlined in Subject Matter Area 01 of Standard Terminology For Curriculum and Instruction in Local and State School Systems, Office of Education, U.S. Department of Health, Education and Welfare Handbook VI OE-23052. (Also refer to Appendix A United States volume).

In Section 1, for 18 selected occupations, all of the 2,996,998 workers in all industries "where employed" require or use agribusiness competencies. (e.g. all veterinarians).

In Section 2, for 54 selected occupations, all of the 663,541 workers in some industries (only those listed) require or use agribusiness competencies. (Eg. all architects - landscape architects - in horticultural services).

In Section 3, for 67 selected occupations, some of the 4.4 million workers in some industries (only those listed) require or use agribusiness competencies. (Eg. some chemists - agricultural chemists - in the chemical industry).

All manpower data tabulated in Sections 1 and 2, but only some in Section 3, require or use agribusiness competencies. (See title page of each section for explanation of contents).

The agribusiness employment tables are a subsector of the BLS matrix and consist of 108 occupations and 201 industries. The occupations of Section I

^{4/} Hired Farm Working Force, 1970, Agr. Econ. Rpt. No. 201, Economic Research Service, U.S. Dept. of Agriculture.

may exist within any one of these 201 industries. Sections 2 and 3 have a maximum of 82 selected industries in which each selected occupation may be found.

Because census data are not available in more detailed occupation-industry classifications, the National Committee was unable to ascertain what proportion of the 4.4 million workers in Section 3 required or utilized agribusiness competencies. It is left up to the State or local agencies to determine these percentages through further research. Whenever these studies are made, it is requested that they forward their findings to the National Committee.

Class of Worker

In addition to industry and occupation attachment, employment is shown in each section by class of worker. The class of worker criteria consists of four major categories: (1) private; (2) government; (3) self-employed, and (4) unpaid family workers. Each category is delineated as follows:

1. Private wage and salary workers -- Persons who worked for a private employer for wages, salary, commission, tips, pay-in-kind or pay at piece rates.
2. Government workers -- Persons who worked for any government unit, regardless of the activity of the particular agency. This category is subdivided by the level of government: (a) Federal, (b) State, (c) local (county, city, village, township, etc.).
3. Self-employed workers
 - a. Own business not incorporated -- Persons who worked for profit or fees in their own unincorporated business, profession, or trade, or who operated a farm. Included here are the owner-operators of large stores and manufacturing establishments as well as small merchants, independent craftsmen and professional men, farmers, peddlers, and other persons who conducted enterprises on their own.
 - b. Own business incorporated -- Persons who consider themselves self-employed but work for corporations. (In most cases the respondents will own or be part of a group that owns controlling interest in the corporation.) Since all workers of a corporation are defined as wage and salary workers, this category is tabulated with "private wage and salary workers."
4. Unpaid family workers -- Persons who worked without pay on a farm or in a business operated by a person to whom they are related by blood or marriage. These are usually the children or the wife of the owner of a business or farm.

Index to Matrix - Occupations

<u>Occupation</u> <u>Code</u>		<u>Section 1</u>	<u>Section 2</u>	<u>Section 3</u>
Professional, Technical, and Kindred Workers				
001	Accountants		X	X
002	Architects		X	X
005	Computer specialists, n.e.c. (not elsewhere classified)			X
011	Civil engineers		X	X
012	Electrical and electronic engineers		X	
013	Industrial engineers		X	X
014	Mechanical engineers		X	X
022	Sales engineers		X	X
023	Engineers, n.e.c.		X	X
024	Farm management advisors	X		
025	Foresters and conservationists	X		
036	Statisticians			X
042	Agricultural scientists	X		
043	Atmospheric and space scientists			X
044	Biological scientists		X	X
045	Chemists		X	X
056	Personnel and labor relations workers		X	X
072	Veterinarians	X		
085	Health technologists and technicians, n.e.c.		X	X
091	Economists		X	X
102	Agricultural teachers (College)		X	
104	Biological teachers (College)			X
105	Chemistry teachers (College)			X
111	Engineering teachers (College)			X
113	Health specialties teachers (College)			X
116	Economics teachers (College)			X
134	Trade, industrial, and technical teachers (College)			X
135	Miscellaneous teachers, college and university			X
141	Adult education teachers			X
144	Secondary school teachers			X
150	Agriculture and biological technicians, except health	X		
151	Chemical technicians		X	X
152	Draftsmen		X	
153	Electrical and electronic engineering technicians			X
163	Airplane pilots		X	X
174	Vocational and educational counselors			X
180	Athletes and kindred workers			X
181	Authors			X
183	Designers		X	X
184	Editors and reporters			X
192	Public relations men and publicity writers		X	X
Managers and Administrators, Except Farm				
201	Assessors, controllers, and treasurers; local public administration			X
202	Bank officers and financial managers			X
203	Buyers and shippers, farm products		X	
205	Buyers, wholesale and retail trade		X	X
210	Credit men		X	X
215	Inspectors, except construction, public administration			X
220	Office managers, n.e.c.		X	
221	Officers, pilots, and pursers; ship		X	
222	Officials and administrators; public administration, n.e.c.			X
223	Officials of lodges, societies, and unions			X
225	Purchasing agents and buyers, n.e.c.		X	X
231	Sales managers and department heads, retail trade		X	X
233	Sales managers, except retail trade		X	X
235	School administrators, college			X
245	Managers and administrators, n.e.c.		X	X
Sales Workers				
260	Advertising agents and salesmen		X	X
261	Auctioneers		X	X
262	Demonstrators		X	
265	Insurance agents, brokers, and underwriters			X

-- Continued

Index to Matrix - Occupations -- Continued

<u>Occupation</u> <u>Code</u>		<u>Section 1</u>	<u>Section 2</u>	<u>Section 3</u>
	Sales Workers (continued)			
271	Stock and bond salesmen			X
281	Sales representatives, manufacturing industries		X	X
282	Sales representatives, wholesale trade		X	
283	Sales clerks, retail trade		X	
	Clerical and Kindred Workers			
320	Enumerators and interviewers			X
321	Estimators and investigators, n.e.c.			X
323	Expeditors and production controllers			X
326	Insurance adjusters, examiners, and investigators			X
363	Real estate appraisers			X
372	Secretaries, n.e.c.			X
374	Shipping and receiving clerks		X	
392	Weighers		X	
394	Miscellaneous clerical workers		X	X
	Craftsmen and Kindred Workers			
403	Blacksmiths		X	
425	Decorators and window dressers		X	
441	Foremen, n.e.c. ^{1/}		X	X
450	Inspectors, scalers, and graders; log and lumber		X	
452	Inspectors, n.e.c.		X	X
480	Farm implement repairmen	X		
481	Heavy equipment mechanics, including diesel		X	X
501	Millers; grain, flour, and feed	X		
514	Pattern and model makers, excluding paper		X	X
575	Craftsmen and kindred workers, n.e.c.		X	
610	Checkers, examiners, and inspectors; manufacturing		X	X
624	Graders and sorters, manufacturing		X	
625	Produce graders and packers, except factory and farm		X	
631	Meat cutters and butchers, excluding manufacturing	X		
633	Meat cutters and butchers, manufacturing	X		
662	Sawyers		X	
690	Machine operatives, miscellaneous specified		X	
694	Miscellaneous operatives			X
	Transport Equipment Operatives			
715	Truck drivers		X	
	Laborers, Except Farm			
740	Animal caretakers, excluding farm	X		
752	Fishermen and oystermen	X		
755	Gardeners and groundskeepers, excluding farm	X		
761	Lumbermen, raftsmen, and woodchoppers		X	
763	Teamsters		X	
780	Miscellaneous laborers		X	X
	Farmers and Farm Managers			
801	Farmers (owners and tenants)	X		
802	Farm managers	X		
	Farm Laborers and Farm Foremen			
821	Farm foremen	X		
822	Farm laborers, wage workers	X		
823	Farm laborers, unpaid family workers	X		
824	Farm service laborers, self-employed	X		
	Service Workers, Excluding Private Household			
933	Attendant, personal service, n.e.c.			X

^{1/} Data currently not available on agribusiness project ADP tapes.

Employment Table Section I

Occupations That Require or Utilize Agribusiness Competencies

In Any Industry Where Hired

The 18 occupations selected for section I are positions that require or utilize agribusiness competencies in any industry in which it exists. For example, gardeners and groundskeepers are employed in 195 industries. Whether the occupation exists in horticultural services or motor vehicle equipment manufacturing, all gardeners and groundskeepers by definition require or utilize agribusiness competencies.

SECTION 1.--OCCUPATIONS THAT REQUIRE OR UTILIZE AGRIBUSINESS COMPETENCIES IN ANY INDUSTRY WHERE HIRED*, ALABAMA

CODE	INDUSTRY	TOTAL ALL CLASSES	PRIVATE	CLASS OF WORKER				LOCAL	SELF EMPLOYED	UNPAID FAMILY WORKERS
				WAGE AND SALARY WORKER GOVERNMENT WORKERS		STATE				
				TOTAL	FEDERAL	STATE				
708	CREDIT AGENCIES	4	0	4	0	0	0	0	0	
858	COLLEGES AND UNIVERSITIES	217	11	61	80	65	0	0	0	
917	FEDERAL PUBLIC ADMIN	5	0	5	0	0	0	0	0	
937	LOCAL PUBLIC ADMIN	10	0	10	0	10	0	0	0	
24 FARM MANAGEMENT ADVISORS										
18	AGRICULTURAL SERVICES, EXC HORT	10	0	4	6	0	0	0	0	
27	FORESTRY	575	213	88	237	6	26	5	0	
28	FISHERIES	20	0	20	0	0	0	0	0	
48	COAL MINING	6	0	6	0	0	0	0	0	
68	GENERAL CONTRACTORS, EXC BLDG	7	0	7	0	0	0	0	0	
107	LOGGING	104	89	7	7	0	8	0	0	
108	SAWMILL, PLANING MILL, MILL WK	51	51	0	0	0	0	0	0	
109	MISC WOOD PROD	4	4	0	0	0	0	0	0	
118	FURNITURE AND FIXTURES	4	4	0	0	0	0	0	0	
139	BLAST FURNACES, STEEL WKS	3	3	0	0	0	0	0	0	
147	OTHER PRIMARY STFL	5	5	0	0	0	0	0	0	
328	PULP, PAPER, PAPERBOARD MILLS	115	115	0	0	0	0	0	0	
337	PAPERBOARD CONTAINERS, BOXES	6	6	0	0	0	0	0	0	
417	TRUCKING SERVICE	7	7	0	0	0	0	0	0	
467	ELECTRIC LIGHT AND POWER	8	4	4	0	0	0	0	0	
569	LUMBER, CONSTR. MATERIALS	9	9	0	0	0	0	0	0	
587	WHOLESALE, NEC	10	10	0	0	0	0	0	0	
707	BANKING	6	6	0	0	0	0	0	0	
848	HEALTH SERVICES, NEC	5	0	5	0	5	0	0	0	
857	ELEMENTARY, SECONDARY	5	0	5	0	5	0	0	0	
858	COLLEGES AND UNIVERSITIES	9	0	9	0	9	0	0	0	
917	FEDERAL PUBLIC ADMIN	176	0	176	0	0	0	0	0	
927	STATE PUBLIC ADMIN	54	0	54	0	0	0	0	0	
42 AGRICULTURAL SCIENTISTS										
19	HORTICULTURAL SERVICES	28	0	0	0	0	28	0	0	
207	RADIO, TV, COMMUN EQUIP	6	6	0	0	0	0	0	0	
279	GRAIN MILL PRODUCTS	6	6	0	0	0	0	0	0	
467	ELECTRIC LIGHT AND POWER	16	0	16	0	0	0	0	0	
587	WHOLESALE, NEC	15	15	0	0	0	0	0	0	
857	ELEMENTARY, SECONDARY	6	0	6	0	6	0	0	0	
858	COLLEGES AND UNIVERSITIES	32	0	32	4	28	0	0	0	
897	MISC PROFESSIONAL SERVICES	5	0	5	0	5	0	0	0	
917	FEDERAL PUBLIC ADMIN	34	0	34	34	0	0	0	0	
927	STATE PUBLIC ADMIN	12	0	12	0	12	0	0	0	
72 VETERINARIANS										
18	AGRICULTURAL SERVICES, EXC HORT	207	93	0	0	0	114	0	0	

SECTION 1.--OCCUPATIONS THAT REQUIRE OR UTILIZE AGRIBUSINESS COMPETENCIES IN ANY INDUSTRY WHERE HIRED*, ALABAMA

CODE	INDUSTRY	TOTAL ALL CLASSES	PRIVATE	CLASS OF WORKER				LOCAL	SELF EMPLOYED	UNPAID FAMILY WORKERS
				WAGE AND SALARY WORKER		GOVERNMENT WORKERS				
				TOTAL	FEDERAL	STATE				
72 VETERINARIANS CONTINUED										
838	HOSPITALS	10	0	0	0	0	0	0	0	0
848	HEALTH SERVICES, NEC	4	0	0	0	0	4	0	0	0
858	COLLEGES AND UNIVERSITIES	5	0	5	0	0	0	0	0	0
917	FEDERAL PUBLIC ADMIN	11	0	11	0	0	0	0	0	0
927	STATE PUBLIC ADMIN	4	0	4	0	4	0	0	0	0
150 AGRI., BIOLOGICAL TECH., EXC. HEALTH										
17	AGRICULTURAL PRODUCTION	6	0	6	0	0	0	0	0	0
18	AGRICULTURAL SERVICES, EXC HORT	14	6	8	0	0	8	0	0	0
68	GENERAL CONTRACTORS, EXC BLDG	25	0	25	0	25	0	0	0	0
197	MACHINERY, NEC	5	5	0	0	0	0	0	0	0
208	ELECTRICAL MACHINERY, NEC	4	4	0	0	0	0	0	0	0
258	ORDNANCE	5	0	5	0	0	0	0	0	0
269	DAIRY PRODUCTS	19	19	0	0	0	0	0	0	0
279	GRAIN MILL PRODUCTS	6	6	0	0	0	0	0	0	0
297	MISC FOOD PREPARATION	9	9	0	0	0	0	0	0	0
357	DRUGS AND MEDICINES	10	10	0	0	0	0	0	0	0
527	FOOD AND RELATED PROD	11	11	0	0	0	0	0	0	0
679	FARM, GARDEN SUPPLY STORES	7	7	0	0	0	0	0	0	0
729	COMMERCIAL R AND D	8	5	3	0	3	0	0	0	0
828	OFFICES OF PHYSICIANS	14	14	0	0	0	0	0	0	0
838	HOSPITALS	11	7	4	0	0	4	0	0	0
848	HEALTH SERVICES, NEC	14	0	14	0	6	8	0	0	0
858	COLLEGES AND UNIVERSITIES	30	0	30	5	25	0	0	0	0
887	NONPROFIT MEMBERSHIP	11	11	0	0	0	0	0	0	0
897	MISC PROFESSIONAL SERVICES	15	11	4	0	0	0	0	0	0
917	FEDERAL PUBLIC ADMIN	43	0	43	43	0	0	0	0	0
927	STATE PUBLIC ADMIN	34	0	34	0	34	0	0	0	0
937	LOCAL PUBLIC ADMIN	16	0	16	0	0	16	0	0	0
480 FARM IMPLEMENT REPAIRMEN										
138	MISC NONMETALLIC, STONE	6	6	0	0	0	0	0	0	0
317	YARN, FABRIC MILLS	3	3	0	0	0	0	0	0	0
539	MACHINERY EQUIP, SUPPLIES	93	93	0	0	0	0	0	0	0
608	HARDWARE AND FARM EQUIPMENT	156	156	0	0	0	0	0	0	0
647	TIRE, BATTERY ACCESSORY	5	5	0	0	0	0	0	0	0
679	FARM, GARDEN SUPPLY STORES	5	5	0	0	0	0	0	0	0
759	OTHER REPAIR SERVICES	76	61	0	0	0	0	15	0	0
897	MISC PROFESSIONAL SERVICES	6	0	6	6	0	0	0	0	0
501 MILLERS; GRAIN, FLOUR, AND FEED										
139	BLAST FURNACES, STEEL WKS	10	10	0	0	0	0	0	0	0

SECTION 1.---OCCUPATIONS THAT REQUIRE OR UTILIZE AGRIBUSINESS COMPETENCIES IN ANY INDUSTRY WHERE HIRED*, ALABAMA

CODE	INDUSTRY	TOTAL ALL CLASSES	PRIVATE	CLASS OF WORKER				LOCAL	SELF EMPLOYED	UNPAID FAMILY WORKERS
				WAGE AND TOTAL	SALARY FEDERAL	GOVERNMENT STATE	WORKER STATE			
279	GRAIN MILL PRODUCTS	141	131	0	0	0	0	10	0	
349	SYNTHETIC FIBERS	5	5	0	0	0	0	0	0	
17	AGRICULTURAL PRODUCTION	15	15	0	0	0	0	0	0	
429	TRANSPORTATION SERVICES	5	5	0	0	0	0	0	0	
527	FOOD AND RELATED PROD	227	212	15	6	5	4	0	0	
528	FARM PROD--RAW MATERIAL	4	4	0	0	0	0	0	0	
609	DEPARTMENT, MAIL ORDER	13	13	0	0	0	0	0	0	
617	LIMITED PRICE STORES	7	7	0	0	0	0	0	0	
627	MISC MERCHANDISE STORES	6	6	0	0	0	0	0	0	
628	GROCERY STORES	2089	2013	34	34	0	0	36	6	
638	FOOD STORES, NEC	120	113	0	0	0	0	7	0	
639	MOTOR VEHICLE DEALERS	14	14	0	0	0	0	0	0	
648	GASOLINE SERVICE STATIONS	8	8	0	0	0	0	0	0	
669	EATING AND DRINKING PLACES	21	21	0	0	0	0	0	0	
777	HOTELS AND MOTELS	11	11	0	0	0	0	0	0	
838	HOSPITALS	13	0	13	13	0	0	0	0	
858	COLLEGES AND UNIVERSITIES	5	5	0	0	0	0	0	0	
917	FEDERAL PUBLIC ADMIN	39	0	39	39	0	0	0	0	
108	SAWMILL, PLANING MILL, MILL WK	4	4	0	0	0	0	0	0	
137	POTTERY AND RELATED PROD	5	5	0	0	0	0	0	0	
147	OTHER PRIMARY STFL	5	5	0	0	0	0	0	0	
259	MISC MANUFACTURING	10	10	0	0	0	0	0	0	
268	MEAT PRODUCTS	1135	1107	19	7	0	12	9	0	
269	DAIRY PRODUCTS	5	5	0	0	0	0	0	0	
278	CANNING AND PRESERVING	40	40	0	0	0	0	0	0	
279	GRAIN MILL PRODUCTS	9	9	0	0	0	0	0	0	
307	KNITTING MILLS	14	14	0	0	0	0	0	0	
319	APPAREL AND ACCESSORIES	30	30	0	0	0	0	0	0	
378	MISC PETROLEUM, COAL PROD	5	5	0	0	0	0	0	0	
18	AGRICULTURAL SERVICES, EXC HORT	559	522	22	5	11	6	5	10	
48	COAL MINING	9	9	0	0	0	0	0	0	
268	MEAT PRODUCTS	19	19	0	0	0	0	0	0	
429	TRANSPORTATION SERVICES	56	53	3	0	0	3	0	0	
478	SANITARY SERVICES	6	0	6	0	0	6	0	0	
528	FARM PROD--RAW MATERIAL	28	28	0	0	0	0	0	0	

SECTION 1.--OCCUPATIONS THAT REQUIRE OR UTILIZE AGRIBUSINESS COMPETENCIES IN ANY INDUSTRY WHERE HIRED*, ALABAMA

CODE	INDUSTRY	TOTAL ALL CLASSES	PRIVATE	CLASS OF WORKER				LOCAL	SELF EMPLOYED	UNPAID FAMILY WORKERS
				WAGE AND TOTAL	SALARY WORKER FEDERAL	GOVERNMENT WORKERS STATE	EXCEPT FARM			
697	MISC RETAIL TRADE STORES	7	7	0	0	0	0	0	0	
729	COMMERCIAL R AND D	6	6	0	0	0	0	0	0	
809	MISC ENTERTAINMENT	8	8	0	0	0	0	0	0	
838	HOSPITALS	25	25	0	0	0	0	0	0	
858	COLLEGES AND UNIVERSITIES	36	24	12	0	12	0	0	0	
869	MUSEUMS, ART GALLERIES; ZOOS	14	0	14	0	0	14	0	0	
887	NONPROFIT MEMBERSHIP	12	12	0	0	0	0	0	0	
897	MISC PROFESSIONAL SERVICES	11	6	5	5	0	0	0	0	
927	STATE PUBLIC ADMIN	6	0	6	0	6	0	0	0	
937	LOCAL PUBLIC ADMIN	17	0	17	0	0	17	0	0	
27	FORESTRY	5	5	0	0	0	0	0	0	
28	FISHERIES	569	258	0	0	0	0	311	0	
108	SAWMILL, PLANNING MILL, MILL WK	4	4	0	0	0	0	0	0	
109	MISC WOOD PROD	4	4	0	0	0	0	0	0	
317	YARN, FABRIC MILLS	6	6	0	0	0	0	0	0	
527	FOOD AND RELATED PROD	11	6	0	0	0	0	5	0	
607	LUMBER, BUILDING MATERIAL	4	4	0	0	0	0	0	0	
759	OTHER REPAIR SERVICES	7	7	0	0	0	0	0	0	
18	AGRICULTURAL SERVICES, EXC HORT	9	0	0	0	0	0	9	0	
19	HORTICULTURAL SERVICES	1026	614	9	0	0	9	403	0	
27	FORESTRY	5	5	0	0	0	0	0	0	
28	FISHERIES	4	0	4	0	4	0	0	0	
48	COAL MINING	5	5	0	0	0	0	0	0	
57	NONMETALLIC MINING, QUARRYING	6	6	0	0	0	0	0	0	
67	GENERAL BUILDING CONTRACTORS	35	35	0	0	0	0	0	0	
68	GENERAL CONTRACTORS, EXC BLDG	64	6	58	0	22	36	0	0	
69	SPECIAL TRADE CONTRACTORS	24	24	0	0	0	0	0	0	
107	LOGGING	26	26	0	0	0	0	0	0	
108	SAWMILL, PLANNING MILL, MILL WK	23	23	0	0	0	0	0	0	
127	CEMENT, CONCRETE, PLASTER	5	5	0	0	0	0	0	0	
128	STRUCTURAL CLAY PROD	6	6	0	0	0	0	0	0	
138	MISC NONMETALLIC, STONE	5	5	0	0	0	0	0	0	
139	BLAST FURNACES, STEEL WKS	42	42	0	0	0	0	0	0	
147	OTHER PRIMARY STEEL	13	13	0	0	0	0	0	0	
148	PRIMARY ALUMINUM IND	5	5	0	0	0	0	0	0	
158	FABRICATED METAL PROD	5	5	0	0	0	0	0	0	
168	MISC FABRICATED METAL PROD	8	8	0	0	0	0	0	0	

SECTION 1.--OCCUPATIONS THAT REQUIRE OR UTILIZE AGRIBUSINESS COMPETENCIES IN ANY INDUSTRY WHERE HIRED*, ALABAMA

CODE	INDUSTRY	TOTAL ALL CLASSES	PRIVATE	CLASS OF WORKER				LOCAL	SELF EMPLOYED	UNPAID FAMILY WORKERS
				WAGE AND TOTAL	SALARY FEDERAL	GOVERNMENT STATE	WORKER STATE			
	755 GARDENERS AND GROUNDSKEEPERS, EXC. FARM CONTINUED									
179	CONSTRUCTION MACHINES	10	10	0	0	0	0	0	0	0
219	MOTOR VEHICLE EQUIP	4	4	0	0	0	0	0	0	0
317	YARN, FABRIC MILLS	29	29	0	0	0	0	0	0	0
318	MISC TEXTILE MILL PRODUCTS	8	8	0	0	0	0	0	0	0
319	APPAREL AND ACCESSORIES	4	4	0	0	0	0	0	0	0
328	PULP, PAPER, PAPERBOARD MILLS	26	26	0	0	0	0	0	0	0
407	RAILROADS, RAILWAY EXPRESS	4	4	0	0	0	0	0	0	0
417	TRUCKING SERVICE	3	3	0	0	0	0	0	0	0
427	AIR TRANSPORTATION	5	0	5	0	0	0	0	0	0
448	TELEPHONE (WIRE AND RADIO)	14	11	3	0	3	0	0	0	0
467	ELECTRIC LIGHT AND POWER	32	20	12	7	0	5	0	0	0
477	WATER SUPPLY	23	4	19	0	0	19	0	0	0
478	SANITARY SERVICES	17	0	17	0	7	10	0	0	0
527	FOOD AND RELATED PROD	6	6	0	0	0	0	0	0	0
539	MACHINERY EQUIP, SUPPLIES	3	3	0	0	0	0	0	0	0
558	PETROLEUM PRODUCTS	4	4	0	0	0	0	0	0	0
587	WHOLESALE, NEC	27	27	0	0	0	0	0	0	0
608	HARDWARE AND FARM EQUIPMENT	7	7	0	0	0	0	0	0	0
609	DEPARTMENT, MAIL ORDER	6	6	0	0	0	0	0	0	0
628	GROCERY STORES	5	0	5	0	0	0	0	0	0
679	FARM, GARDEN SUPPLY STORES	13	13	0	0	0	0	0	0	0
687	JEWELRY STORES	12	12	0	0	0	0	0	0	0
689	RETAIL FLORISTS	6	6	0	0	0	0	0	0	0
707	BANKING	6	6	0	0	0	0	0	0	0
717	INSURANCE	6	0	6	0	0	0	0	0	0
718	REAL ESTATE, RE LAW INSURANCE	306	189	111	7	0	104	6	0	0
728	SERVICES BUILDINGS	13	13	0	0	0	0	0	0	0
759	OTHER REPAIR SERVICES	7	7	0	0	0	0	0	0	0
769	PRIVATE HOUSEHOLDS	1299	1299	0	0	0	0	0	0	0
777	HOTELS AND MOTELS	52	52	0	0	0	0	0	0	0
778	LODGING PLACES, EXC HOTELS	14	14	0	0	0	0	0	0	0
809	MISC ENTERTAINMENT	394	308	86	10	0	76	0	0	0
828	OFFICES OF PHYSICIANS	4	4	0	0	0	0	0	0	0
838	HOSPITALS	77	45	32	10	11	11	0	0	0
839	CONVALESCENT INSTITUTIONS	4	4	0	0	0	0	0	0	0
857	ELEMENTARY, SECONDARY	79	18	61	5	0	56	0	0	0
858	COLLEGES AND UNIVERSITIES	190	79	111	0	104	7	0	0	0
869	MUSEUMS, ART GALLERIES; ZOOS	12	6	6	0	0	6	0	0	0
877	RELIGIOUS ORGANIZATIONS	54	48	6	6	0	0	0	0	0
878	WELFARE SERVICES	16	0	16	0	0	16	0	0	0
887	NONPROFIT MEMBERSHIP	20	20	0	0	0	0	0	0	0

SECTION 1.--OCCUPATIONS THAT REQUIRE OR UTILIZE AGRIBUSINESS COMPETENCIES IN ANY INDUSTRY WHERE HIRED*, ALABAMA

CODE	INDUSTRY	TOTAL ALL CLASSES	PRIVATE	CLASS OF WORKER				LOCAL	SELF EMPLOYED	UNPAID FAMILY WORKERS
				WAGE AND SALARY WORKER	GOVERNMENT WORKERS	FEDERAL	STATE			
				TOTAL	GARDENERS AND GROUNDSKEEPERS, EXC. FARM CONTINUED					
907	POSTAL SERVICE	4	0	4	0	0	0	0	0	
917	FEDERAL PUBLIC ADMIN	73	0	73	0	0	0	0	0	
927	STATE PUBLIC ADMIN	27	0	27	0	27	0	0	0	
937	LOCAL PUBLIC ADMIN	209	0	209	0	0	209	0	0	
17	AGRICULTURAL PRODUCTION	18235	0	0	0	0	0	18235	0	
18	AGRICULTURAL SERVICES, EXC HORT	37	0	0	0	0	0	37	0	
17	AGRICULTURAL PRODUCTION	858	837	16	5	11	0	0	0	
18	AGRICULTURAL SERVICES, EXC HORT	23	23	0	0	0	0	0	0	
17	AGRICULTURAL PRODUCTION	439	318	121	39	61	21	0	0	
18	AGRICULTURAL SERVICES, EXC HORT	16	16	0	0	0	0	0	0	
17	AGRICULTURAL PRODUCTION	14443	14059	300	42	194	64	75	9	
18	AGRICULTURAL SERVICES, EXC HORT	631	617	14	14	0	0	0	0	
17	AGRICULTURAL PRODUCTION	1048	0	0	0	0	0	4	1044	
17	AGRICULTURAL PRODUCTION	35	0	0	0	0	0	35	0	
18	AGRICULTURAL SERVICES, EXC HORT	30	0	0	0	0	0	30	0	

* 18 OCCUPATIONS WHICH MAY FALL WITHIN ANYONE OF 201 INDUSTRIES

SECTION 1.--OCCUPATIONS THAT REQUIRE OR UTILIZE AGRIBUSINESS COMPETENCIES IN ANY INDUSTRY WHERE HIRED*, ALABAMA

CODE	OCCUPATION	TOTAL ALL CLASSES	PRIVATE	CLASS OF WORKER			LOCAL	SELF EMPLOYED	UNPAID FAMILY WORKERS
				WAGE AND SALARY WORKER		GOVERNMENT WORKERS			
				TOTAL	FEDERAL				
SUMMARY ALL INDUSTRIES									
24	FARM MANAGEMENT ADVISORS	236	11	225	70	80	75	0	0
25	FORESTERS AND CONSERVATIONISTS	1199	526	634	292	326	16	34	5
42	AGRICULTURAL SCIENTISTS	160	27	105	59	40	6	28	0
72	VETERINARIANS	241	93	24	16	4	4	124	0
150	AGRI. BIOLOGICAL TECH., EXC. HEALTH	317	125	192	63	93	36	0	0
480	FARM IMPLEMENT REPAIRMEN	350	329	6	6	0	0	15	0
501	MILLERS; GRAIN, FLOUR, AND FEED	156	146	0	0	0	0	10	0
631	MEAT CUTTERS AND BUTCHERS, EXC. MFG.	2597	2447	101	92	5	4	43	6
633	MEAT CUTTERS AND BUTCHERS, MFG.	1262	1234	19	7	0	12	9	0
740	ANIMAL CARETAKERS, EXCEPT FARM	819	719	85	10	29	46	5	10
752	FISHERMEN AND OYSTERMEN	610	294	0	0	0	0	316	0
755	GARDENERS AND GROUNDSKEEPERS, EXC. FARM	4450	3152	880	132	178	570	418	0
801	FARMERS (OWNERS AND TENANTS)	18272	0	0	0	0	0	18272	0
802	FARM MANAGERS	881	860	16	5	11	0	0	5
821	FARM FOREMEN	455	334	121	39	61	21	0	0
822	FARM LABORERS, WAGE WORKERS	15074	14676	314	56	194	64	75	9
823	FARM LABORERS, UNPAID FAMILY WORKERS	1048	0	0	0	0	0	4	1044
824	FARM SERVICE LABORERS, SELF-EMPLOYED	65	0	0	0	0	0	65	0
TOTAL 18 OCCUPATIONS		48192	24973	2722	847	1021	854	19418	1079

* 18 OCCUPATIONS WHICH MAY FALL WITHIN ANYONE OF 201 INDUSTRIES

SECTION 1.--OCCUPATIONS THAT REQUIRE OR UTILIZE AGRIBUSINESS COMPETENCIES IN ANY INDUSTRY WHERE HIRED*, FLORIDA

CODE	INDUSTRY	TOTAL ALL CLASSES	PRIVATE	CLASS OF WORKER			LOCAL	SELF EMPLOYED	UNPAID FAMILY WORKERS
				WAGE AND SALARY WORKER		GOVERNMENT WORKERS			
				TOTAL	FEDERAL				
	24 FARM MANAGEMENT ADVISORS								
18	AGRICULTURAL SERVICES, EXC HORT	5	0	0	0	0	0	0	
708	CREDIT AGENCIES	9	0	9	0	0	0	0	
858	COLLEGES AND UNIVERSITIES	96	0	25	45	26	0	0	
917	FEDERAL PUBLIC ADMIN	4	0	4	0	0	0	0	
	25 FORESTERS AND CONSERVATIONISTS								
18	AGRICULTURAL SERVICES, EXC HORT	10	5	5	0	0	0	0	
27	FORESTRY	895	96	799	70	724	5	0	
28	FISHERIES	66	50	0	0	0	16	0	
68	GENERAL CONTRACTORS, EXC BLDG	6	0	6	0	0	0	0	
107	LOGGING	38	23	0	0	0	15	0	
108	SAWMILL, PLANING MILL, MILL WK	11	11	0	0	0	0	0	
109	MISC WOOD PROD	4	4	0	0	0	0	0	
328	PULP, PAPER, PAPFRBOARD MILLS	94	94	0	0	0	0	0	
478	SANITARY SERVICES	45	0	45	5	0	40	0	
527	FOOD AND RELATED PROD	5	0	0	0	0	0	0	
607	LUMBER, BUILDING MATERIAL	5	0	0	0	0	0	0	
718	REAL ESTATE, RE LAW INSURANCE	5	5	0	0	0	0	0	
729	COMMERCIAL R AND D	4	0	4	4	0	0	0	
809	MISC ENTERTAINMENT	17	10	7	0	0	7	0	
848	HEALTH SERVICES, NEC	6	0	0	0	0	6	0	
858	COLLEGES AND UNIVERSITIES	6	0	6	0	6	0	0	
888	ENG AND ARCH SERVICES	4	4	0	0	0	0	0	
917	FEDERAL PUBLIC ADMIN	159	0	159	159	0	0	0	
927	STATE PUBLIC ADMIN	170	0	170	0	170	0	0	
937	LOCAL PUBLIC ADMIN	29	0	29	0	0	29	0	
	42 AGRICULTURAL SCIENTISTS								
17	AGRICULTURAL PRODUCTION	73	29	38	0	38	0	6	
18	AGRICULTURAL SERVICES, EXC HORT	19	7	0	0	0	0	0	
19	HORTICULTURAL SERVICES	34	29	0	0	0	0	12	
28	FISHERIES	17	5	12	0	7	5	0	
68	GENERAL CONTRACTORS, EXC BLDG	10	0	10	10	0	0	0	
297	MISC FOOD PREPARATION	4	4	0	0	0	0	0	
347	INDUSTRIAL CHEMICALS	7	7	0	0	0	0	0	
367	AGRICULTURAL CHEMICALS	4	4	0	0	0	0	0	
587	WHOLESALE, NEC	5	5	0	0	0	0	0	
609	DEPARTMENT, MAIL ORDER	4	4	0	0	0	0	0	
729	COMMERCIAL R AND D	4	4	0	0	0	0	0	
738	BUSINESS MANAGEMENT SERVICES	13	7	0	0	0	0	6	
807	MOTION PICTURES, THEATERS	6	6	0	0	0	0	0	
809	MISC ENTERTAINMENT	11	11	0	0	0	0	0	
		4	4	0	0	0	0	0	

SECTION 1.--OCCUPATIONS THAT REQUIRE OR UTILIZE AGRIBUSINESS COMPETENCIES IN ANY INDUSTRY WHERE HIRED*, FLORIDA

CODE	INDUSTRY	TOTAL ALL CLASSES	PRIVATE	CLASS OF WORKER				LOCAL	SELF EMPLOYED	UNPAID FAMILY WORKERS
				WAGE AND SALARY WORKER GOVERNMENT WORKERS		STATE				
				TOTAL	FEDERAL	STATE	STATE			
				42 AGRICULTURAL SCIENTISTS						
848	HEALTH SERVICES, NEC	6	0	0	0	6	0	0	0	
858	COLLEGES AND UNIVERSITIES	52	0	0	0	52	0	0	0	
897	MISC PROFESSIONAL SERVICES	19	9	10	0	10	0	0	0	
917	FEDERAL PUBLIC ADMIN	62	0	62	0	0	0	0	0	
927	STATE PUBLIC ADMIN	54	0	54	0	0	0	0	0	
937	LOCAL PUBLIC ADMIN	23	0	23	0	0	23	0	0	
				72 VETERINARIANS						
17	AGRICULTURAL PRODUCTION	12	7	0	0	0	0	5	0	
18	AGRICULTURAL SERVICES, EXC HORT	584	212	0	0	6	0	366	0	
19	HORTICULTURAL SERVICES	5	4	0	0	5	0	0	0	
729	COMMERCIAL R AND D	4	4	0	0	0	0	0	0	
809	MISC ENTERTAINMENT	10	5	0	0	5	0	0	0	
838	HOSPITALS	6	6	0	0	0	0	0	0	
858	COLLEGES AND UNIVERSITIES	9	5	0	0	4	0	0	0	
887	NONPROFIT MEMBERSHIP	4	4	0	0	0	0	0	0	
917	FEDERAL PUBLIC ADMIN	17	0	17	0	0	0	0	0	
927	STATE PUBLIC ADMIN	25	0	25	0	0	0	0	0	
				150 AGRI., BIOLOGICAL TECH., EXC. HEALTH						
17	AGRICULTURAL PRODUCTION	13	9	0	0	4	0	0	0	
18	AGRICULTURAL SERVICES, EXC HORT	16	6	5	0	5	0	5	0	
27	FORESTRY	10	5	5	0	0	0	0	0	
28	FISHERIES	15	15	0	0	0	0	0	0	
68	GENERAL CONTRACTORS, EXC BLDG	28	0	28	4	24	0	0	0	
227	AIRCRAFT AND PARTS	6	6	0	0	0	0	0	0	
269	DAIRY PRODUCTS	70	70	0	0	0	0	0	0	
278	CANNING AND PRESFRVING	117	117	0	0	0	0	0	0	
279	GRAIN MILL PRODUCTS	6	6	0	0	0	0	0	0	
287	BAKERY PRODUCTS	4	4	0	0	0	0	0	0	
289	BEVERAGE INDUSTRIES	52	52	0	0	0	0	0	0	
297	MISC FOOD PREPARATION	41	41	0	0	0	0	0	0	
357	DRUGS AND MEDICINES	17	17	0	0	0	0	0	0	
477	WATER SUPPLY	6	0	6	0	0	6	0	0	
527	FOOD AND RELATED PROD	19	19	0	0	0	0	0	0	
539	MACHINERY EQUIP, SUPPLIES	6	6	0	0	0	0	0	0	
629	DAIRY PROD STORES	11	11	0	0	0	0	0	0	
679	FARM, GARDEN SUPPLY STORES	10	10	0	0	0	0	0	0	
729	COMMERCIAL R AND D	45	45	0	0	0	0	0	0	
838	HOSPITALS	21	11	10	5	0	5	0	0	
848	HEALTH SERVICES, NEC	12	0	12	0	12	0	0	0	

SECTION 1.--OCCUPATIONS THAT REQUIRE OR UTILIZE AGRIBUSINESS COMPETENCIES IN ANY INDUSTRY WHERE HIRED**, FLORIDA

CODE	INDUSTRY	TOTAL ALL CLASSES	PRIVATE	CLASS OF WORKER			LOCAL	SELF EMPLOYED	UNPAID FAMILY WORKERS
				WAGE AND TOTAL	SALARY FEDERAL	GOVERNMENT STATE			
				150 AGRI.** BIOLOGICAL TECH.** EXC. HEALTH CONTINUED					
858	COLLEGES AND UNIVERSITIES	56	15	41	5	36	0	0	0
869	MUSEUMS, ART GALLERIES; ZOOS	10	6	0	0	0	0	0	4
888	ENG AND ARCH SERVICES	15	15	0	0	0	0	0	0
897	MISC PROFESSIONAL SERVICES	11	6	5	0	0	0	0	0
917	FEDERAL PUBLIC ADMIN	30	0	30	0	0	0	0	0
927	STATE PUBLIC ADMIN	52	0	52	0	0	0	0	0
937	LOCAL PUBLIC ADMIN	7	0	7	0	0	7	0	0
				480 FARM IMPLEMENT REPAIRMEN					
17	AGRICULTURAL PRODUCTION	82	82	0	0	0	0	0	0
18	AGRICULTURAL SERVICES, EXC HORT	17	17	0	0	0	0	0	0
57	NONMETALLIC MINING, QUARRYING	7	7	0	0	0	0	0	0
67	GENERAL BUILDING CONTRACTORS	5	5	0	0	0	0	0	0
68	GENERAL CONTRACTORS, EXC BLDG	9	9	0	0	0	0	0	0
69	SPECIAL TRADE CONTRACTORS	10	10	0	0	0	0	0	0
178	FARM MACHINERY, EQUIP	10	10	0	0	0	0	0	0
207	RADIO, TV, COMMUN EQUIP	7	7	0	0	0	0	0	0
338	NEWSPAPER PUBLISHING, PRINTING	5	5	0	0	0	0	0	0
467	ELECTRIC LIGHT AND POWER	6	6	0	0	0	0	0	0
479	OTHER UTILITIES, NEC	28	28	0	0	0	0	0	0
527	FOOD AND RELATED PROD	3	3	0	0	0	0	0	0
539	MACHINERY EQUIP, SUPPLIES	187	179	0	0	0	0	0	8
587	WHOLESALE, NEC	5	5	0	0	0	0	0	0
608	HARDWARE AND FARM EQUIPMENT	117	112	0	0	0	0	0	5
718	REAL ESTATE, RE LAW INSURANCE	6	6	0	0	0	0	0	0
759	OTHER REPAIR SERVICES	164	131	0	0	0	0	0	33
839	CONVALESCENT INSTITUTIONS	4	4	0	0	0	0	0	0
				501 MILLERS; GRAIN, FLOUR, AND FEED					
259	MISC MANUFACTURING	4	4	0	0	0	0	0	0
278	CANNING AND PRESERVING	5	5	0	0	0	0	0	0
279	GRAIN MILL PRODUCTS	35	35	0	0	0	0	0	0
339	PRINTING, PUBLISHING EXC NEWS	6	6	0	0	0	0	0	0
				631 MEAT CUTTERS AND BUTCHERS, EXC. MFG.					
17	AGRICULTURAL PRODUCTION	3	3	0	0	0	0	0	0
28	FISHERIES	24	19	5	0	0	5	0	0
418	WAREHOUSING AND STORAGE	22	22	0	0	0	0	0	0
527	FOOD AND RELATED PROD	716	709	0	0	0	0	0	7
609	DEPARTMENT, MAIL ORDER	16	16	0	0	0	0	0	0
627	MISC MERCHANDISE STORES	12	12	0	0	0	0	0	0

SECTION 1.--OCCUPATIONS THAT REQUIRE OR UTILIZE AGRIBUSINESS COMPETENCIES IN ANY INDUSTRY WHERE HIRED*, FLORIDA

CODE	INDUSTRY	TOTAL ALL CLASSES	PRIVATE	CLASS OF WORKER				LOCAL	SELF EMPLOYED	UNPAID FAMILY WORKERS
				WAGE AND SALARY WORKER		GOVERNMENT WORKERS				
				TOTAL	FEDERAL	STATE				
				631 MEAT CUTTERS AND BUTCHERS, EXC. MFG.						
				CONTINUED						
628	GROCERY STORES	5198	4965	98	87	0	11	116	19	
637	RETAIL BAKERIES	10	10	0	0	0	0	0	0	
638	FOOD STORES, NEC	637	522	0	0	0	0	109	6	
657	APPAREL, ACCESSORIES STORES	6	6	0	0	0	0	0	0	
668	APPLIANCE, TV, RADIO STORES	12	12	0	0	0	0	0	0	
669	EATING AND DRINKING PLACES	244	238	0	0	0	0	6	0	
677	DRUG STORES	8	8	0	0	0	0	0	0	
748	OTHER MISC BUSINESS SERVICES	6	6	0	0	0	0	0	0	
749	AUTO SERVICES, EXC REPAIR	7	7	0	0	0	0	0	0	
777	HOTELS AND MOTELS	83	83	0	0	0	0	0	0	
779	LAUNDRY, CLEANING	5	5	0	0	0	0	0	0	
807	MOTION PICTURES, THEATERS	6	6	0	0	0	0	0	0	
838	HOSPITALS	59	7	46	17	29	0	6	0	
858	COLLEGES AND UNIVERSITIES	5	0	5	0	5	0	0	0	
917	FEDERAL PUBLIC ADMIN	34	0	34	34	0	0	0	0	
927	STATE PUBLIC ADMIN	5	0	5	0	5	0	0	0	
				633 MEAT CUTTERS AND BUTCHERS, MFG.						
108	SAWMILL, PLANING MILL, MILL WK	7	7	0	0	0	0	0	0	
118	FURNITURE AND FIXTURES	5	5	0	0	0	0	0	0	
168	MISC FABRICATED METAL PROD	9	9	0	0	0	0	0	0	
268	MEAT PRODUCTS	640	601	11	0	0	11	28	0	
269	DAIRY PRODUCTS	4	4	0	0	0	0	0	0	
278	CANNING AND PRESFRVING	79	79	0	0	0	0	0	0	
287	PAKERY PRODUCTS	8	0	8	8	0	0	0	0	
319	APPAREL AND ACCESSORIES	37	37	0	0	0	0	0	0	
327	MISC FABRICATED PRODUCTS	4	4	0	0	0	0	0	0	
				740 ANIMAL CARETAKERS, EXCEPT FARM						
18	AGRICULTURAL SERVICES, EXC HORT	1111	857	13	0	7	6	207	34	
19	HORTICULTURAL SERVICES	11	11	0	0	0	0	0	0	
28	FISHERIES	99	65	4	0	4	0	30	0	
67	GENERAL BUILDING CONTRACTORS	14	14	0	0	0	0	0	0	
68	GENERAL CONTRACTORS, EXC BLDG	4	4	0	0	0	0	0	0	
247	OPTICAL, HEALTH SERV SUPPLIES	6	6	0	0	0	0	0	0	
268	MEAT PRODUCTS	10	10	0	0	0	0	0	0	
279	GRAIN MILL PRODUCTS	4	4	0	0	0	0	0	0	
297	MISC FOOD PREPARATION	5	5	0	0	0	0	0	0	
527	FOOD AND RELATED PROD	8	8	0	0	0	0	0	0	
528	FARM PROD--RAW MATERIAL	35	35	0	0	0	0	0	0	
587	WHOLESALE, NEC	23	23	0	0	0	0	0	0	

SECTION 1.--OCCUPATIONS THAT REQUIRE OR UTILIZE AGRIBUSINESS COMPETENCIES IN ANY INDUSTRY WHERE HIRED*, FLORIDA

CODE	INDUSTRY	TOTAL ALL CLASSES	PRIVATE	CLASS OF WORKER				LOCAL	SELF EMPLOYED	UNPAID FAMILY WORKERS
				WAGE AND SALARY WORKER		GOVERNMENT WORKERS				
				TOTAL	FEDERAL	STATE				
				740 ANIMAL CARETAKERS, EXCEPT FARM CONTINUED						
697	MISC RETAIL TRADF STORES	70	70	0	0	0	0	0	0	0
729	COMMERCIAL R AND D	4	4	0	0	0	0	0	0	0
747	DETECTIVE AND PROTECTIVE	4	4	0	0	0	0	0	0	0
769	PRIVATE HOUSEHOLDS	15	15	0	0	0	0	0	0	0
778	LODGING PLACES, EXC HOTELS	9	9	0	0	0	0	0	0	0
798	OTHER PERSONAL SERVICES	10	5	0	0	0	0	5	0	0
807	MOTION PICTURES, THEATERS	10	10	0	0	0	0	0	0	0
809	MISC ENTERTAINMENT	230	221	5	5	0	0	4	0	0
838	HOSPITALS	7	7	0	0	0	0	0	0	0
848	HEALTH SERVICES, NEC	4	4	0	0	0	0	0	0	0
858	COLLEGES AND UNIVERSITIES	39	4	35	3	0	0	0	0	0
869	MUSEUMS, ART GALLERIES, ZOOS	55	40	15	0	0	15	0	0	0
887	NONPROFIT MEMBERSHIP	33	33	0	0	0	0	0	0	0
897	MISC PROFESSIONAL SERVICES	19	13	6	6	0	0	0	0	0
917	FEDERAL PUBLIC ADMIN	10	0	10	10	0	0	0	0	0
937	LOCAL PUBLIC ADMIN	97	0	97	0	0	97	0	0	0
				752 FISHERMEN AND OYSTERMEN						
18	AGRICULTURAL SERVICES, EXC HORT	25	12	0	0	0	0	13	0	0
27	FORESTRY	18	12	0	0	0	0	6	0	0
28	FISHERIES	3198	1363	5	0	5	0	1793	37	0
48	COAL MINING	6	0	0	0	0	0	6	0	0
68	GENERAL CONTRACTORS, EXC BLDG	5	0	0	0	0	0	5	0	0
279	GRAIN MILL PRODUCTS	4	4	0	0	0	0	0	0	0
289	BEVERAGE INDUSTRIES	6	6	0	0	0	0	0	0	0
367	AGRICULTURAL CHEMICALS	5	5	0	0	0	0	0	0	0
417	TRUCKING SERVICE	6	6	0	0	0	0	0	0	0
527	FOOD AND RELATED PROD	51	41	0	0	0	0	10	0	0
587	WHOLESALE, NEC	7	7	0	0	0	0	0	0	0
627	MISC MERCHANDISE STORES	7	7	0	0	0	0	0	0	0
808	BOWLING ALLEYS, BILLIARDS	6	0	0	0	0	0	6	0	0
857	ELEMENTARY, SECONDARY	5	0	0	0	0	0	5	0	0
867	EDUCATIONAL SERVICES, NEC	3	3	0	0	0	0	0	0	0
927	STATE PUBLIC ADMIN	4	0	4	0	4	0	0	0	0
				755 GARDENERS AND GROUNDSKEEPERS, EXC. FARM						
18	AGRICULTURAL SERVICES, EXC HORT	89	46	4	0	4	0	39	0	0
19	HORTICULTURAL SERVICES	9364	4258	89	17	10	62	4960	57	0
27	FORESTRY	90	76	14	6	8	0	0	0	0
28	FISHERIES	24	18	0	0	0	0	6	0	0
57	NONMETALLIC MINING, QUARRYING	21	21	0	0	0	0	0	0	0

SECTION 1.---OCCUPATIONS THAT REQUIRE OR UTILIZE AGRIBUSINESS COMPETENCIES IN ANY INDUSTRY WHERE HIRED*, FLORIDA

CODE	INDUSTRY	TOTAL ALL CLASSES	PRIVATE	CLASS OF WORKER			LOCAL	SELF EMPLOYED	UNPAID FAMILY WORKERS
				WAGE AND TOTAL	GOVERNMENT FEDERAL	WORKERS STATE			
	755 GARDENERS AND GROUNDSKEEPERS, EXC. FARM CONTINUED								
67	GENERAL BUILDING CONTRACTORS	70	65	5	0	5	0	0	0
68	GENERAL CONTRACTORS, EXC BLDG	260	55	205	7	121	77	0	0
69	SPECIAL TRADE CONTRACTORS	64	48	0	0	0	0	16	0
107	LOGGING	28	28	0	0	0	0	0	0
108	SAWMILL, PLANING MILL, MILL WK	20	20	0	0	0	0	0	0
127	CEMENT, CONCRETE, PLASTER	11	11	0	0	0	0	0	0
158	FABRICATED METAL PROD	6	6	0	0	0	0	0	0
168	MISC FABRICATED METAL PROD	5	5	0	0	0	0	0	0
178	FARM MACHINERY, EQUIP	5	0	0	0	0	0	5	0
197	MACHINERY, NEC	7	0	0	0	0	0	7	0
207	RADIO, TV, COMMUN EQUIP	4	4	0	0	0	0	0	0
208	ELECTRICAL MACHINERY, NEC	16	16	0	0	0	0	0	0
227	AIRCRAFT AND PARTS	14	14	0	0	0	0	0	0
258	ORDNANCE	21	21	0	0	0	0	0	0
268	MEAT PRODUCTS	16	16	0	0	0	0	0	0
278	CANNING AND PRESERVING	16	16	0	0	0	0	0	0
328	PULP, PAPER, PAPERBOARD MILLS	4	4	4	4	0	0	0	0
329	MISC PAPER AND PULP PRODUCT	28	24	0	0	0	0	0	0
339	PRINTING, PUBLISHING EXC NEWS	5	5	0	0	0	0	0	0
367	AGRICULTURAL CHEMICALS	7	7	0	0	0	0	0	0
387	MISC PLASTIC PRODUCTS	6	6	0	0	0	0	0	0
407	RAILROADS, RAILWAY EXPRESS	22	6	0	0	0	0	0	0
417	TRUCKING SERVICE	13	5	8	0	0	8	0	0
419	WATER TRANSPORTATION	4	0	4	0	0	4	0	0
427	AIR TRANSPORTATION	53	21	32	11	8	13	0	0
429	TRANSPORTATION SERVICES	5	0	5	0	5	0	0	0
448	TELEPHONE (WIRE AND RADIO)	21	21	0	0	0	0	0	0
467	ELECTRIC LIGHT AND POWER	37	33	4	0	0	4	0	0
468	ELECTRIC-GAS UTILITIES	16	11	5	0	0	5	0	0
469	GAS, STEAM SUPPLY SYSTEMS	5	5	0	0	0	0	0	0
477	WATER SUPPLY	34	0	34	0	6	28	0	0
478	SANITARY SERVICES	42	15	27	0	0	27	0	0
527	FOOD AND RELATED PROD	48	42	0	0	0	0	6	0
539	MACHINERY EQUIP, SUPPLIES	9	9	0	0	0	0	0	0
558	PETROLEUM PRODUCTS	24	19	0	0	0	0	5	0
569	LUMBER, CONSTR. MATERIALS	4	4	0	0	0	0	0	0
587	WHOLESALE, NEC	67	67	0	0	0	0	0	0
607	LUMBER, BUILDING MATERIAL	8	8	0	0	0	0	0	0
608	HARDWARE AND FARM EQUIPMENT	18	11	0	0	0	0	7	0
609	DEPARTMENT, MAIL ORDER	12	12	0	0	0	0	0	0
619	DIRECT SELLING	5	5	0	0	0	0	0	0

SECTION 1.--OCCUPATIONS THAT REQUIRE OR UTILIZE AGRIBUSINESS COMPETENCIES IN ANY INDUSTRY WHERE HIRED*, FLORIDA

CODE	INDUSTRY	TOTAL ALL CLASSES	PRIVATE	CLASS OF WORKER				LOCAL	SELF EMPLOYED	UNPAID FAMILY WORKERS
				WAGE AND TOTAL	SALARY WORKER GOVERNMENT WORKERS FEDERAL	WORKER STATE				
	755 GARDENERS AND GROUNDSKEEPERS, EXC. FARM CONTINUED									
627	MISC MERCHANDISE STORES	4	4	0	0	0	0	0	0	0
628	GROCERY STORES	11	11	0	0	0	0	0	0	0
639	MOTOR VEHICLE DEALERS	6	6	0	0	0	0	0	0	0
648	GASOLINE SERVICE STATIONS	15	15	0	0	0	0	0	0	0
649	MISC VEHICLE DEALERS	23	23	0	0	0	0	0	0	0
667	HOME FURNISHING STORES	5	5	0	0	0	0	0	0	0
668	APPLIANCE, TV, RADIO STORES	5	5	0	0	0	0	0	0	0
669	EATING AND DRINKING PLACES	39	39	0	0	0	0	6	0	0
677	DRUG STORES	5	5	0	0	0	0	0	0	0
679	FARM, GARDEN SUPPLY STORES	162	146	0	0	0	0	16	0	0
689	RETAIL FLORISTS	37	37	0	0	0	0	0	0	0
697	MISC RETAIL TRADE STORES	16	16	0	0	0	0	0	0	0
707	BANKING	23	14	5	5	0	0	4	0	0
708	CREDIT AGENCIES	23	19	4	0	0	0	4	0	0
717	INSURANCE	12	6	0	0	0	0	6	0	0
718	REAL ESTATE, RE LAW INSURANCE	905	820	75	0	14	61	6	4	0
727	ADVERTISING	6	6	0	0	0	0	0	0	0
728	SERVICES BUILDINGS	85	68	12	7	5	0	5	0	0
737	EMPLOYMENT, TEMPORARY HELP	10	10	0	0	0	0	0	0	0
748	OTHER MISC BUSINESS SERVICES	37	32	5	5	0	0	0	0	0
759	OTHER REPAIR SERVICES	14	14	0	0	0	0	0	0	0
769	PRIVATE HOUSEHOLDS	2846	2830	0	0	0	0	0	16	10
777	HOTELS AND MOTELS	459	444	0	0	0	0	5	0	0
778	LODGING PLACES, EXC HOTELS	268	230	4	0	0	4	28	6	0
798	OTHER PERSONAL SERVICES	31	26	0	0	0	0	0	0	5
807	MOTION PICTURES, THEATERS	35	35	0	0	0	0	0	0	0
809	MISC ENTERTAINMENT	2149	1844	302	14	26	262	3	0	0
828	OFFICES OF PHYSICIANS	17	17	0	0	0	0	0	0	0
829	OFFICES OF DENTISTS	5	5	0	0	0	0	0	0	0
838	HOSPITALS	182	105	73	16	43	14	4	0	0
839	CONVALESCENT INSTITUTIONS	38	33	0	0	0	0	5	0	0
848	HEALTH SERVICES, NEC	12	0	12	0	12	0	0	0	0
857	ELEMENTARY, SECONDARY	289	75	206	0	24	182	8	0	0
858	COLLEGES AND UNIVERSITIES	427	166	261	0	218	43	0	0	0
869	MUSEUMS, ART GALLERIES, ZOO'S	10	5	5	0	5	0	0	0	0
877	RELIGIOUS ORGANIZATIONS	116	116	0	0	0	0	0	0	0
878	WELFARE SERVICES	20	15	5	0	0	5	0	0	0
887	NONPROFIT MEMBERSHIP	45	45	0	0	0	0	0	0	0
888	ENG AND ARCH SERVICES	22	17	0	0	0	0	5	0	0
897	MISC PROFESSIONAL SERVICES	6	6	0	0	0	0	0	0	0
907	POSTAL SERVICE	4	0	4	4	0	0	0	0	0

SECTION 1.--OCCUPATIONS THAT REQUIRE OR UTILIZE AGRIBUSINESS COMPETENCIES IN ANY INDUSTRY WHERE HIRED*, FLORIDA

CODE	INDUSTRY	TOTAL ALL CLASSES	PRIVATE	CLASS OF WORKER				LOCAL	SELF EMPLOYED	UNPAID FAMILY WORKERS
				WAGE AND SALARY WORKER GOVERNMENT WORKERS		STATE				
				TOTAL	FEDERAL	STATE	LOCAL			
				755 GARDENERS AND GROUNDSKEEPERS, EXC. FARM CONTINUED						
917	FEDERAL PUBLIC ADMIN	197	0	197	0	0	0	0	0	
927	STATE PUBLIC ADMIN	169	0	0	169	0	0	0	0	
937	LOCAL PUBLIC ADMIN	1410	0	1410	0	0	1410	0	0	
				801 FARMERS (OWNERS AND TENANTS)						
17	AGRICULTURAL PRODUCTION	11594	0	0	0	0	0	11594	0	
18	AGRICULTURAL SERVICES, EXC HORT	62	0	0	0	0	0	62	0	
				802 FARM MANAGERS						
17	AGRICULTURAL PRODUCTION	2760	2740	20	5	15	0	0	0	
18	AGRICULTURAL SERVICES, EXC HORT	62	62	0	0	0	0	0	0	
				821 FARM FOREMEN						
17	AGRICULTURAL PRODUCTION	2665	2602	63	5	39	19	0	0	
18	AGRICULTURAL SERVICES, EXC HORT	142	138	4	4	0	0	0	0	
				822 FARM LABORERS, WAGE WORKERS						
17	AGRICULTURAL PRODUCTION	47423	46181	519	117	182	220	478	245	
18	AGRICULTURAL SERVICES, EXC HORT	2720	2700	20	12	0	8	0	0	
				823 FARM LABORERS, UNPAID FAMILY WORKERS						
17	AGRICULTURAL PRODUCTION	823	0	0	0	0	0	7	816	
18	AGRICULTURAL SERVICES, EXC HORT	21	0	0	0	0	0	0	21	
				824 FARM SERVICE LABORERS, SELF-EMPLOYED						
17	AGRICULTURAL PRODUCTION	89	5	0	0	0	0	84	0	
18	AGRICULTURAL SERVICES, EXC HORT	139	12	0	0	0	0	127	0	

* 18 OCCUPATIONS WHICH MAY FALL WITHIN ANYONE OF 201 INDUSTRIES

SECTION 1.--OCCUPATIONS THAT REQUIRE OR UTILIZE AGRIBUSINESS COMPETENCIES IN ANY INDUSTRY WHERE HIRED*, FLORIDA

CODE	OCCUPATION	TOTAL ALL CLASSES	PRIVATE	CLASS OF WORKER			LOCAL	SELF EMPLOYED	UNPAID FAMILY WORKERS
				WAGE AND TOTAL	GOVERNMENT FEDERAL	SALARY WORKER STATE			
					SUMMARY ALL INDUSTRIES				
24	FARM MANAGEMENT ADVISORS	114	0	109	38	45	26	5	0
25	FORESTERS AND CONSERVATIONISTS	1579	302	1236	244	905	87	41	0
42	AGRICULTURAL SCIENTISTS	427	131	267	72	167	28	29	0
72	VETERINARIANS	676	243	62	17	45	0	371	0
150	AGRI., BIOLOGICAL TECH., EXC. HEALTH	706	492	205	54	133	18	9	0
480	FARM IMPLEMENT REPAIRMEN	672	626	0	0	0	0	46	0
501	MILLERS; GRAIN, FLOUR, AND FEED	50	50	0	0	0	0	0	0
631	MEAT CUTTERS AND BUTCHERS, EXC. MFG.	7118	6656	193	138	39	16	244	25
633	MEAT CUTTERS AND BUTCHERS, MFG.	793	746	19	8	0	11	28	0
740	ANIMAL CARETAKERS, EXCEPT FARM	1946	1481	185	24	43	118	246	34
752	FISHERMEN AND OYSTERMEN	3356	1466	9	0	9	0	1844	37
755	GARDENERS AND GROUNDSKEEPERS, EXC. FARM	20856	12417	3189	293	683	2213	5152	98
801	FARMERS (OWNERS AND TENANTS)	11656	0	0	0	0	0	11656	0
802	FARM MANAGERS	2822	2802	20	5	15	0	0	0
821	FARM FOREMEN	2807	2740	67	9	39	19	0	0
822	FARM LABORERS, WAGE WORKERS	50143	48881	539	129	182	228	478	245
823	FARM LABORERS, UNPAID FAMILY WORKERS	844	0	0	0	0	0	7	837
824	FARM SERVICE LABORERS, SELF-EMPLOYED	228	17	0	0	0	0	211	0
	TOTAL 18 OCCUPATIONS	106793	79050	6100	1031	2305	2764	20367	1276

* 18 OCCUPATIONS WHICH MAY FALL WITHIN ANYONE OF 201 INDUSTRIES

SECTION 14---OCCUPATIONS THAT REQUIRE OR UTILIZE AGRIBUSINESS COMPETENCIES IN ANY INDUSTRY WHERE HIRED*, GEORGIA

CODE	INDUSTRY	TOTAL ALL CLASSES	PRIVATE	CLASS OF WORKER				LOCAL	SELF EMPLOYED	UNPAID FAMILY WORKERS
				WAGE AND TOTAL	GOVERNMENT FEDERAL	WORKERS STATE	WORKERS STATE			
27	FORESTRY	7	0	7	0	0	0	7	0	0
708	CREDIT AGENCIES	12	0	12	12	0	0	0	0	0
858	COLLEGES AND UNIVERSITIES	240	4	236	61	96	79	0	0	0
867	EDUCATIONAL SERVICES, NEC	5	0	5	5	0	0	0	0	0
907	POSTAL SERVICE	5	0	5	5	0	0	0	0	0
917	FEDERAL PUBLIC ADMIN	17	0	17	17	0	0	0	0	0
927	STATE PUBLIC ADMIN	7	0	7	0	7	0	0	0	0
937	LOCAL PUBLIC ADMIN	6	0	6	0	0	6	0	0	0
24 FARM MANAGEMENT ADVISORS										
17	AGRICULTURAL PRODUCTION	29	0	23	18	0	5	6	0	0
18	AGRICULTURAL SERVICES, EXC HORT	10	5	5	0	5	0	0	0	0
27	FORESTRY	1126	195	866	170	649	47	65	0	0
28	FISHERIES	18	0	18	13	5	0	0	0	0
68	GENERAL CONTRACTORS, EXC BLDG	6	0	6	6	0	0	0	0	0
107	LOGGING	88	80	0	0	0	0	8	0	0
108	SAWMILL, PLANING MILL, MILL WK	25	25	0	0	0	0	0	0	0
109	MISC WOOD PROD	10	10	0	0	0	0	0	0	0
197	MACHINERY, NEC	4	4	0	0	0	0	0	0	0
318	MISC TEXTILE MILL PRODUCTS	5	5	0	0	0	0	0	0	0
328	PULP, PAPER, PAPERBOARD MILLS	114	114	0	0	0	0	0	0	0
337	PAPERBOARD CONTAINERS, BOXES	18	18	0	0	0	0	0	0	0
339	PRINTING, PUBLISHING EXC NEWS	6	6	0	0	0	0	0	0	0
467	ELECTRIC LIGHT AND POWER	5	5	0	0	0	0	0	0	0
568	PAPER AND ITS PRODUCTS	5	5	0	0	0	0	0	0	0
569	LUMBER, CONSTR. MATERIALS	6	6	0	0	0	0	0	0	0
587	WHOLESALE, NEC	7	7	0	0	0	0	0	0	0
697	MISC RETAIL TRADE STORES	6	6	0	0	0	0	0	0	0
728	SERVICES BUILDINGS	5	5	0	0	0	0	0	0	0
769	PRIVATE HOUSEHOLDS	5	0	0	0	0	0	5	0	0
858	COLLEGES AND UNIVERSITIES	18	9	9	0	9	0	0	0	0
987	NONPROFIT MEMBERSHIP	15	15	0	0	0	0	0	0	0
888	ENG AND ARCH SERVICES	4	0	0	0	0	0	4	0	0
917	FEDERAL PUBLIC ADMIN	259	0	259	259	0	0	0	0	0
927	STATE PUBLIC ADMIN	69	0	69	0	69	0	0	0	0
937	LOCAL PUBLIC ADMIN	5	0	5	0	0	5	0	0	0
25 FORESTERS AND CONSERVATIONISTS										
17	AGRICULTURAL PRODUCTION	29	0	23	18	0	5	6	0	0
18	AGRICULTURAL SERVICES, EXC HORT	10	5	5	0	5	0	0	0	0
27	FORESTRY	1126	195	866	170	649	47	65	0	0
28	FISHERIES	18	0	18	13	5	0	0	0	0
68	GENERAL CONTRACTORS, EXC BLDG	6	0	6	6	0	0	0	0	0
107	LOGGING	88	80	0	0	0	0	8	0	0
108	SAWMILL, PLANING MILL, MILL WK	25	25	0	0	0	0	0	0	0
109	MISC WOOD PROD	10	10	0	0	0	0	0	0	0
197	MACHINERY, NEC	4	4	0	0	0	0	0	0	0
318	MISC TEXTILE MILL PRODUCTS	5	5	0	0	0	0	0	0	0
328	PULP, PAPER, PAPERBOARD MILLS	114	114	0	0	0	0	0	0	0
337	PAPERBOARD CONTAINERS, BOXES	18	18	0	0	0	0	0	0	0
339	PRINTING, PUBLISHING EXC NEWS	6	6	0	0	0	0	0	0	0
467	ELECTRIC LIGHT AND POWER	5	5	0	0	0	0	0	0	0
568	PAPER AND ITS PRODUCTS	5	5	0	0	0	0	0	0	0
569	LUMBER, CONSTR. MATERIALS	6	6	0	0	0	0	0	0	0
587	WHOLESALE, NEC	7	7	0	0	0	0	0	0	0
697	MISC RETAIL TRADE STORES	6	6	0	0	0	0	0	0	0
728	SERVICES BUILDINGS	5	5	0	0	0	0	0	0	0
769	PRIVATE HOUSEHOLDS	5	0	0	0	0	0	5	0	0
858	COLLEGES AND UNIVERSITIES	18	9	9	0	9	0	0	0	0
987	NONPROFIT MEMBERSHIP	15	15	0	0	0	0	0	0	0
888	ENG AND ARCH SERVICES	4	0	0	0	0	0	4	0	0
917	FEDERAL PUBLIC ADMIN	259	0	259	259	0	0	0	0	0
927	STATE PUBLIC ADMIN	69	0	69	0	69	0	0	0	0
937	LOCAL PUBLIC ADMIN	5	0	5	0	0	5	0	0	0
42 AGRICULTURAL SCIENTISTS										
17	AGRICULTURAL PRODUCTION	49	4	45	16	29	0	0	0	0
18	AGRICULTURAL SERVICES, EXC HORT	5	0	0	0	0	0	0	0	0
19	HORTICULTURAL SERVICES	30	21	5	0	5	0	4	5	0
27	FORESTRY	18	0	18	18	0	0	0	0	0

SECTION 1.--OCCUPATIONS THAT REQUIRE OR UTILIZE AGRIBUSINESS COMPETENCIES IN ANY INDUSTRY WHERE HIRED**, GEORGIA

CODE	INDUSTRY	TOTAL ALL CLASSES	PRIVATE	CLASS OF WORKER				LOCAL	SELF EMPLOYED	UNPAID FAMILY WORKERS
				WAGE AND SALARY WORKER		GOVERNMENT WORKERS				
				TOTAL	FEDERAL	STATE				
42 AGRICULTURAL SCIENTISTS CONTINUED										
347	INDUSTRIAL CHEMICALS	3	3	0	0	0	0	0	0	0
379	RUBBER PRODUCTS	6	6	0	0	0	0	0	0	0
587	WHOLESALE, NEC	6	6	0	0	0	0	0	0	0
718	REAL ESTATE, RE LAW INSURANCE	4	4	0	0	0	0	0	0	0
729	COMMERCIAL R AND D	16	5	11	5	6	0	0	0	0
838	HOSPITALS	4	4	0	0	0	0	0	0	0
858	COLLEGES AND UNIVERSITIES	63	5	58	0	58	0	0	0	0
888	ENG AND ARCH SERVICES	6	6	0	0	0	0	0	0	0
897	MISC PROFESSIONAL SERVICES	5	0	5	5	0	0	0	0	0
917	FEDERAL PUBLIC ADMIN	90	0	90	90	0	0	0	0	0
927	STATE PUBLIC ADMIN	10	0	10	0	10	0	0	0	0
937	LOCAL PUBLIC ADMIN	34	0	34	0	0	34	0	0	0
72 VETERINARIANS										
17	AGRICULTURAL PRODUCTION	6	0	0	0	0	0	0	6	0
18	AGRICULTURAL SERVICES, EXC HORT	416	132	23	17	6	0	261	0	0
279	GRAIN MILL PRODUCTS	5	5	0	0	0	0	0	0	0
357	DRUGS AND MEDICINES	5	5	0	0	0	0	0	0	0
528	FARM PROD-RAW MATERIAL	5	5	0	0	0	0	0	0	0
679	FARM, GARDEN SUPPLY STORES	4	4	0	0	0	0	0	0	0
828	OFFICES OF PHYSICIANS	5	5	0	0	0	0	0	0	0
838	HOSPITALS	12	0	0	0	0	0	0	6	6
848	HEALTH SERVICES, NEC	11	0	11	11	0	0	0	0	0
858	COLLEGES AND UNIVERSITIES	41	5	36	0	36	0	0	0	0
917	FEDERAL PUBLIC ADMIN	29	0	29	29	0	0	0	0	0
150 AGRI., BIOLOGICAL TECH., EXC. HEALTH										
17	AGRICULTURAL PRODUCTION	26	9	12	0	12	0	5	0	0
18	AGRICULTURAL SERVICES, EXC HORT	18	8	0	0	0	0	10	0	0
28	FISHERIES	5	0	5	0	5	0	0	0	0
48	COAL MINING	4	4	0	0	0	0	0	0	0
68	GENERAL CONTRACTORS, EXC BLDG	108	0	108	0	108	0	0	0	0
128	STRUCTURAL CLAY PROD	5	5	0	0	0	0	0	0	0
259	MISC MANUFACTURING	4	4	0	0	0	0	0	0	0
268	MEAT PRODUCTS	14	14	0	0	0	0	0	0	0
269	DAIRY PRODUCTS	66	66	0	0	0	0	0	0	0
278	CANNING AND PRESERVING	9	9	0	0	0	0	0	0	0
279	GRAIN MILL PRODUCTS	4	4	0	0	0	0	0	0	0
287	BAKERY PRODUCTS	5	5	0	0	0	0	0	0	0
288	CONFECTIONARY PRODUCTS	11	11	0	0	0	0	0	0	0
289	BEVERAGE INDUSTRIES	73	73	0	0	0	0	0	0	0

SECTION 1.--OCCUPATIONS THAT REQUIRE OR UTILIZE AGRIBUSINESS COMPETENCIES IN ANY INDUSTRY WHERE HIRED*, GEORGIA

CODE	INDUSTRY	TOTAL ALL CLASSES	PRIVATE	CLASS OF WORKER			LOCAL	SELF EMPLOYED	UNPAID FAMILY WORKERS
				WAGE AND SALARY WORKER GOVERNMENT WORKERS		STATE			
				TOTAL	FEDERAL				
	150 AGRIC., BIOLOGICAL TECH., EXC. HEALTH CONTINUED								
297	MISC FOOD PREPARATION	26	26	0	0	0	0	0	
357	DRUGS AND MEDICINES	16	16	0	0	0	0	0	
508	DRUGS, CHEMICALS, ALLIED PROD	6	6	0	0	0	0	0	
527	FOOD AND RELATED PROD.	17	17	0	0	0	0	0	
539	MACHINERY EQUIP, SUPPLIES	6	6	0	0	0	0	0	
587	WHOLESALE, NEC	9	9	0	0	0	0	0	
729	COMMERCIAL R AND D	35	24	6	0	0	5	0	
838	HOSPITALS	5	0	5	0	0	0	0	
848	HEALTH SERVICES, NEC	19	0	19	0	0	0	0	
858	COLLEGES AND UNIVERSITIES	38	14	0	0	24	0	0	
887	NONPROFIT MEMBERSHIP	17	17	0	0	0	0	0	
888	ENG AND ARCH SERVICES	10	10	0	0	0	0	0	
897	MISC PROFESSIONAL SERVICES	5	0	0	0	5	0	0	
917	FEDERAL PUBLIC ADMIN	78	0	78	0	0	0	0	
927	STATE PUBLIC ADMIN	48	0	48	0	0	0	0	
937	LOCAL PUBLIC ADMIN	6	0	6	0	0	0	0	
	480. FARM IMPLEMENT REPAIRMEN								
178	FARM MACHINERY, EQUIP	6	6	0	0	0	0	0	
197	MACHINERY, NEC	7	7	0	0	0	0	0	
317	YARN, FABRIC MILLS	10	10	0	0	0	0	0	
319	APPAREL AND ACCESSORIES	5	5	0	0	0	0	0	
527	FOOD AND RELATED PROD	8	8	0	0	0	0	0	
539	MACHINERY EQUIP, SUPPLIES	113	107	0	0	0	6	0	
569	LUMBER, CONSTR. MATERIALS	6	6	0	0	0	0	0	
608	HARDWARE AND FARM EQUIPMENT	244	244	0	0	0	0	0	
679	FARM, GARDEN SUPPLY STORES	15	15	0	0	0	0	0	
688	FUEL AND ICE DEALERS	4	4	0	0	0	0	0	
697	MISC RETAIL TRADE STORES	6	6	0	0	0	0	0	
759	OTHER REPAIR SERVICES	64	46	0	0	0	18	0	
	501 MILLERS; GRAIN, FLOUR, AND FEED								
279	GRAIN MILL PRODUCTS	167	153	0	0	0	14	0	
328	PULP, PAPER, PAPERBOARD MILLS	4	4	0	0	0	0	0	
	631 MEAT CUTTERS AND BUTCHERS, EXC. MFG.								
18	AGRICULTURAL SERVICES, EXC HORT	3	3	0	0	0	0	0	
28	FISHERIES	6	6	0	0	0	0	0	
68	GENERAL CONTRACTORS, EXC BLDG	5	5	0	0	0	0	0	
418	WAREHOUSING AND STORAGE	20	20	0	0	0	0	0	
527	FOOD AND RELATED PROD.	392	387	5	5	0	0	0	

SECTION 1.--OCCUPATIONS THAT REQUIRE OR UTILIZE AGRIBUSINESS COMPETENCIES IN ANY INDUSTRY WHERE HIRED*, GEORGIA

CODE	INDUSTRY	TOTAL ALL CLASSES	PRIVATE	CLASS OF WORKER				LOCAL	SELF EMPLOYED	UNPAID FAMILY WORKERS
				WAGE AND TOTAL	GOVERNMENT FEDERAL	WORKER STATE	WORKERS STATE			
631 MEAT CUTTERS AND BUTCHERS, EXC. MFG.										
CONTINUED										
528	FARM PROD--RAW MATERIAL	6	6	0	0	0	0	0	0	0
539	MACHINERY EQUIP, SUPPLIES	5	5	0	0	0	0	0	0	0
559	SCRAP AND WASTE MATERIAL	3	3	0	0	0	0	0	0	0
609	DEPARTMENT, MAIL ORDER	27	27	0	0	0	0	0	0	0
617	LIMITED PRICE STORES	5	5	0	0	0	0	0	0	0
627	MISC MERCHANDISE STORES	23	18	5	5	0	0	0	0	0
628	GROCERY STORES	3075	2965	36	31	0	5	74	0	0
63A	FOOD STORES, NEC	182	166	0	0	0	0	16	0	0
648	GASOLINE SERVICE STATIONS	5	5	0	0	0	0	0	0	0
669	EATING AND DRINKING PLACES	54	49	0	0	0	0	5	0	0
757	AUTO REPAIR	6	6	0	0	0	0	0	0	0
779	LAUNDRY, CLEANING	5	5	0	0	0	0	0	0	0
838	HOSPITALS	18	4	14	3	11	0	0	0	0
867	EDUCATIONAL SERVICES, NEC	4	0	4	0	4	0	0	0	0
917	FEDERAL PUBLIC ADMIN	52	0	52	0	0	0	0	0	0
927	STATE PUBLIC ADMIN	4	0	4	0	4	0	0	0	0
633 MEAT CUTTERS AND BUTCHERS, MFG.										
108	SAWMILL, PLANING MILL, MILL WK	5	5	0	0	0	0	0	0	0
118	FURNITURE AND FIXTURES	5	5	0	0	0	0	0	0	0
197	MACHINERY, NEC	9	9	0	0	0	0	0	0	0
237	MOBILE DWELLING	6	6	0	0	0	0	0	0	0
258	ORONANCE	4	4	0	0	0	0	0	0	0
259	MISC MANUFACTURING	5	5	0	0	0	0	0	0	0
268	MEAT PRODUCTS	1970	1920	37	10	0	27	13	0	0
269	DAIRY PRODUCTS	6	6	0	0	0	0	0	0	0
278	CANNING AND PRESERVING	48	48	0	0	0	0	0	0	0
279	GRAIN MILL PRODUCTS	8	8	0	0	0	0	0	0	0
297	MISC FOOD PREPARATION	11	4	0	0	0	0	0	0	0
309	FLOOR COVERINGS	11	11	0	0	0	0	0	0	0
317	YARN, FABRIC MILLS	6	6	0	0	0	0	0	0	0
318	MISC TEXTILE MILL PRODUCTS	20	20	0	0	0	0	0	0	0
319	APPAREL AND ACCESSORIES	91	91	0	0	0	0	0	0	0
328	PULP, PAPER, PAPERBOARD MILLS	5	5	0	0	0	0	0	0	0
339	PRINTING, PUBLISHING EXC NEWS	5	5	0	0	0	0	0	0	0
740 ANIMAL CARETAKERS, EXCEPT FARM										
18	AGRICULTURAL SERVICES, EXC HORT	852	782	0	0	0	0	70	0	0
28	FISHERIES	24	13	11	0	11	0	0	0	0
237	MOBILE DWELLING	7	7	0	0	0	0	0	0	0
247	OPTICAL, HEALTH SERV SUPPLIES	4	4	0	0	0	0	0	0	0

SECTION 1.--OCCUPATIONS THAT REQUIRE OR UTILIZE AGRIBUSINESS COMPETENCIES IN ANY INDUSTRY WHERE HIRED*, GEORGIA

CODE	INDUSTRY	TOTAL ALL CLASSES	CLASS OF WORKER				LOCAL	SELF EMPLOYED	UNPAID FAMILY WORKERS
			PRIVATE	WAGE AND SALARY WORKER GOVERNMENT WORKERS					
				TOTAL	FEDERAL	STATE			
					740 ANIMAL CARETAKERS, EXCEPT FARM CONTINUED				
268	MEAT PRODUCTS	36	36	0	0	0	0	0	
279	GRAIN MILL PRODUCTS	9	9	0	0	0	0	0	
299	TOBACCO MANUFACTURING	5	5	0	0	0	0	0	
317	YARN, FABRIC MILLS	5	5	0	0	0	0	0	
429	TRANSPORTATION SERVICES	9	9	0	0	0	0	0	
528	FARM PROD-RAW MATERIAL	28	28	0	0	0	0	0	
587	WHOLESALE, NEC	6	6	0	0	0	0	0	
709	STOCK BROKERS, INVESTMENT	5	5	0	0	0	0	0	
769	PRIVATE HOUSEHOLDS	20	20	0	0	0	0	0	
777	HOTELS AND MOTELS	5	5	0	0	0	0	0	
808	BOWLING ALLEYS, RILLIARDS	3	3	0	0	0	0	0	
809	MISC ENTERTAINMENT	16	16	0	0	0	0	0	
838	HOSPITALS	4	4	0	0	0	0	0	
848	HEALTH SERVICES, NEC	10	10	0	0	0	10	0	
858	COLLEGES AND UNIVERSITIES	23	13	10	0	0	0	0	
869	MUSEUMS, ART GALLERIES, ZOOS	26	0	26	0	0	26	0	
887	NONPROFIT MEMBERSHIP	5	5	0	0	0	0	0	
897	MISC PROFESSIONAL SERVICES	6	0	6	0	0	0	0	
917	FEDERAL PUBLIC ADMIN	13	0	13	0	0	0	0	
927	STATE PUBLIC ADMIN	4	0	4	0	0	0	0	
937	LOCAL PUBLIC ADMIN	54	0	54	0	0	54	0	
					752 FISHERMEN AND OYSTERMEN				
18	AGRICULTURAL SERVICES, EXC HORT	9	4	0	0	0	0	0	
28	FISHERIES	253	117	0	0	0	130	6	
109	MISC WOOD PROD	4	4	0	0	0	0	0	
408	STREET RAILWAYS, BUS LINE	12	12	0	0	0	0	0	
417	TRUCKING SERVICE	6	6	0	0	0	0	0	
527	FOOD AND RELATED PROD	4	4	0	0	0	0	0	
608	HARDWARE AND FARM EQUIPMENT	5	5	0	0	0	0	0	
907	POSTAL SERVICE	6	0	6	0	0	0	0	
					755 GARDENERS AND GROUNDSKEEPERS, EXC. FARM				
18	AGRICULTURAL SERVICES, EXC HORT	16	14	2	0	0	0	0	
19	HORTICULTURAL SERVICES	1897	1100	41	11	15	750	6	
27	FORESTRY	10	5	5	0	5	0	0	
67	GENERAL BUILDING CONTRACTORS	47	42	5	0	5	0	0	
68	GENERAL CONTRACTORS, EXC BLDG	143	44	99	0	72	27	0	
107	LOGGING	33	33	0	0	0	0	0	
108	SAWMILL, PLANNING MILL, MILL WK	24	24	0	0	0	0	0	
109	MISC WOOD PROD	5	5	0	0	0	0	0	

SECTION 1.--OCCUPATIONS THAT REQUIRE OR UTILIZE AGRIBUSINESS COMPETENCIES IN ANY INDUSTRY WHERE HIRED*, GEORGIA

CODE	INDUSTRY	TOTAL ALL CLASSES	PRIVATE	CLASS OF WORKER				LOCAL	SELF EMPLOYED	UNPAID FAMILY WORKERS
				WAGE AND SALARY WORKER		GOVERNMENT WORKERS				
				TOTAL	FEDERAL	STATE	STATE			
				755 GARDENERS AND GROUNDSKEEPERS, EXC. FARM						
				CONTINUED						
118	FURNITURE AND FIXTURES	10	10	0	0	0	0	0	0	0
127	CEMENT, CONCRETE, PLASTER	11	11	0	0	0	0	0	0	0
138	MISC NONMETALLIC, STONE	6	6	0	0	0	0	0	0	0
168	MISC FABRICATED METAL PROD	5	5	0	0	0	0	0	0	0
208	ELECTRICAL MACHINERY, NEC	5	5	0	0	0	0	0	0	0
219	MOTOR VEHICLE EQUIP	3	3	0	0	0	0	0	0	0
227	AIRCRAFT AND PARTS	6	6	0	0	0	0	0	0	0
237	MOBILE DWELLING	7	7	0	0	0	0	0	0	0
259	MISC MANUFACTURING	5	5	0	0	0	0	0	0	0
268	MEAT PRODUCTS	5	5	0	0	0	0	0	0	0
309	FLOOR COVERINGS	4	4	0	0	0	0	0	0	0
317	YARN, FABRIC MILLS	35	35	0	0	0	0	0	0	0
318	MISC TEXTILE MILL PRODUCTS	6	6	0	0	0	0	0	0	0
328	PULP, PAPER, PAPERBOARD MILLS	36	36	0	0	0	0	0	0	0
337	PAPERBOARD CONTAINERS, BOXES	10	10	0	0	0	0	0	0	0
339	PRINTING, PUBLISHING EXC NEWS	6	6	0	0	0	0	0	0	0
348	PLASTICS, SYNTHETICS	4	4	0	0	0	0	0	0	0
368	MISC CHEMICALS	16	16	0	0	0	0	0	0	0
419	WATER TRANSPORTATION	5	5	0	0	0	0	0	0	0
427	AIR TRANSPORTATION	13	0	13	0	0	13	0	0	0
467	ELECTRIC LIGHT AND POWER	33	33	0	0	0	0	0	0	0
468	ELECTRIC-GAS UTILITIES	6	0	6	0	0	6	0	0	0
469	GAS, STEAM SUPPLY SYSTEMS	4	4	0	0	0	0	0	0	0
477	WATER SUPPLY	16	11	5	0	0	5	0	0	0
478	SANITARY SERVICES	43	4	39	0	0	33	0	0	0
527	FOOD AND RELATED PROD	8	8	0	0	0	0	0	0	0
529	ELECTRICAL GOODS	4	4	0	0	0	0	0	0	0
539	MACHINERY EQUIP, SUPPLIES	6	0	6	0	0	6	0	0	0
557	METALS AND MINERALS, NEC	7	7	0	0	0	0	0	0	0
609	DEPARTMENT, MAIL ORDER	10	10	0	0	0	0	0	0	0
627	MISC MERCHANDISE STORES	6	6	0	0	0	0	0	0	0
638	FOOD STORES, NEC	5	0	5	0	5	0	0	0	0
667	HOME FURNISHING STORES	5	5	0	0	0	0	0	0	0
669	EATING AND DRINKING PLACES	11	11	0	0	0	0	0	0	0
679	FARM, GARDEN SUPPLY STORES	53	34	0	0	0	0	13	6	0
689	RETAIL FLORISTS	14	14	0	0	0	0	0	0	0
707	BANKING	10	10	0	0	0	0	0	0	0
709	STOCK BROKERS, INVESTMENT	5	5	0	0	0	0	0	0	0
717	INSURANCE	4	0	4	0	0	0	0	0	0
718	REAL ESTATE, RE LAW INSURANCE	394	273	111	5	0	106	10	0	0
728	SERVICES BUILDINGS	16	16	0	0	0	0	0	0	0

SECTION 1.--OCCUPATIONS THAT REQUIRE OR UTILIZE AGRIBUSINESS COMPETENCIES IN ANY INDUSTRY WHERE HIRED*, GEORGIA

CODE	INDUSTRY	TOTAL ALL CLASSES	PRIVATE	CLASS OF WORKER				LOCAL	SELF EMPLOYED	UNPAID FAMILY WORKERS
				WAGE AND SALARY WORKER		GOVERNMENT WORKERS				
				TOTAL	FEDERAL	STATE				
	755 GARDENERS AND GROUNDSKEEPERS, EXC. FARM CONTINUED									
738	BUSINESS MANAGEMENT SERVICES	5	5	0	0	0	0	0	0	
748	OTHER MISC BUSINESS SERVICES	6	6	0	0	0	0	0	0	
769	PRIVATE HOUSEHOLDS	1778	1763	0	0	0	0	0	15	
777	HOTELS AND MOTELS	100	100	0	0	0	0	0	0	
778	LODGING PLACES, EXC HOTELS	60	43	12	0	12	0	5	0	
799	OTHER PERSONAL SERVICES	18	18	0	0	0	0	0	0	
807	MOTION PICTURES, THEATERS	5	5	0	0	0	0	0	0	
809	MISC ENTERTAINMENT	581	521	60	5	15	40	0	0	
828	OFFICES OF PHYSICIANS	14	14	0	0	0	0	0	0	
838	HOSPITALS	117	43	70	13	57	0	4	0	
839	CONVALESCENT INSTITUTIONS	23	23	0	0	0	0	0	0	
857	ELEMENTARY, SECONDARY	75	5	70	0	11	59	0	0	
858	COLLEGES AND UNIVERSITIES	348	148	193	0	188	5	7	0	
877	RELIGIOUS ORGANIZATIONS	37	37	0	0	0	0	0	0	
878	WELFARE SERVICES	10	6	4	4	0	0	0	0	
879	RESIDENTIAL WELFARE	16	16	0	0	0	0	0	0	
887	NONPROFIT MEMBERSHIP	11	11	0	0	0	0	0	0	
888	ENG AND ARCH SERVICES	10	10	0	0	0	0	0	0	
907	POSTAL SERVICE	11	0	11	11	0	0	0	0	
917	FEDERAL PUBLIC ADMIN	70	0	70	70	0	0	0	0	
927	STATE PUBLIC ADMIN	116	0	116	0	116	0	0	0	
937	LOCAL PUBLIC ADMIN	284	0	284	0	0	284	0	0	
	801 FARMERS (OWNERS AND TENANTS)	25613	0	0	0	0	0	25613	0	
17	AGRICULTURAL PRODUCTION	101	0	0	0	0	0	101	0	
18	AGRICULTURAL SERVICES, EXC HORT									
	802 FARM MANAGERS	1319	1297	18	0	18	0	0	4	
17	AGRICULTURAL PRODUCTION	21	21	0	0	0	0	0	0	
18	AGRICULTURAL SERVICES, EXC HORT									
	821 FARM FOREMEN	643	603	40	0	34	6	0	0	
17	AGRICULTURAL PRODUCTION	85	85	0	0	0	0	0	0	
18	AGRICULTURAL SERVICES, EXC HORT									
	822 FARM LABORERS, WAGE WORKERS	26669	26126	344	46	232	66	171	28	
17	AGRICULTURAL PRODUCTION	1211	1199	12	5	0	7	0	0	
18	AGRICULTURAL SERVICES, EXC HORT									
	823 FARM LABORERS, UNPAID FAMILY WORKERS	1369	0	0	0	0	0	0	1369	
17	AGRICULTURAL PRODUCTION									

SECTION 1.--OCCUPATIONS THAT REQUIRE OR UTILIZE AGRIBUSINESS COMPETENCIES IN ANY INDUSTRY WHERE HIRED*, GEORGIA

CODE	INDUSTRY	TOTAL ALL CLASSES	PRIVATE	CLASS OF WORKER				SELF EMPLOYED	UNPAID FAMILY WORKERS
				WAGE AND SALARY WORKER GOVERNMENT WORKERS		LOCAL			
				TOTAL	FEDERAL STATE	TOTAL			
18	AGRICULTURAL SERVICES, EXC HORT	5	0	0	0	0	0	5	
17	AGRICULTURAL PRODUCTION	33	0	0	0	0	33	0	
18	AGRICULTURAL SERVICES, EXC HORT	36	0	0	0	0	36	0	

823 FARM LABORERS, UNPAID FAMILY WORKERS
CONTINUED

824 FARM SERVICE LABORERS, SELF-EMPLOYED

* 18 OCCUPATIONS WHICH MAY FALL WITHIN ANYONE OF 201 INDUSTRIES

SECTION 1.--OCCUPATIONS THAT REQUIRE OR UTILIZE AGRIBUSINESS COMPETENCIES IN ANY INDUSTRY WHERE HIRED*, GEORGIA

CODE	OCCUPATION	TOTAL ALL CLASSES	PRIVATE	WAGE AND TOTAL	CLASS OF WORKER			LOCAL	SELF EMPLOYED	UNPAID FAMILY WORKERS
					GOVERNMENT	FEDERAL	STATE			
SUMMARY ALL INDUSTRIES										
24	FARM MANAGEMENT ADVISORS	299	4	295	100	103	92	0	0	
25	FORESTERS AND CONSERVATIONISTS	1868	520	1260	466	737	57	88	0	
42	AGRICULTURAL SCIENTISTS	349	64	276	134	108	34	9	0	
72	VETERINARIANS	539	161	99	57	42	0	273	6	
150	AGRI., BIOLOGICAL TECH., EXC. HEALTH	693	357	316	108	202	6	20	0	
480	FARM IMPLEMENT REPAIRMEN	488	464	0	0	0	0	24	0	
501	MILLERS; GRAIN, FLOUR, AND FEED	171	157	0	0	0	0	14	0	
631	MEAT CUTTERS AND BUTCHERS, EXC. MFG.	3900	3685	120	96	19	5	95	0	
633	MEAT CUTTERS AND BUTCHERS, MFG.	2208	2158	37	10	0	27	13	0	
740	ANIMAL CARETAKERS, EXCEPT FARM	1179	975	134	19	25	90	70	0	
752	FISHERMEN AND OYSTERMEN	299	152	6	6	0	0	135	6	
755	GARDENERS AND GROUNDSKEEPERS, EXC. FARM	6728	4681	1231	125	498	608	789	27	
801	FARMERS (OWNERS AND TENANTS)	25714	0	0	0	0	0	25714	0	
802	FARM MANAGERS	1340	1318	18	0	18	0	0	4	
821	FARM FOREMEN	728	688	40	0	34	6	0	0	
822	FARM LABORERS, WAGE WORKERS	27880	27325	356	51	232	73	171	28	
823	FARM LABORERS, UNPAID FAMILY WORKERS	1374	0	0	0	0	0	0	1374	
824	FARM SERVICE LABORERS, SELF-EMPLOYED	69	0	0	0	0	0	69	0	
TOTAL 18 OCCUPATIONS		75826	42709	4188	1172	2018	998	27484	1445	

* 18 OCCUPATIONS WHICH MAY FALL WITHIN ANYONE OF 201 INDUSTRIES

SECTION 1.--OCCUPATIONS THAT REQUIRE OR UTILIZE AGRIBUSINESS COMPETENCIES IN ANY INDUSTRY WHERE HIRED*, KENTUCKY

CODE	INDUSTRY	TOTAL ALL CLASSES	PRIVATE	CLASS OF WORKER			LOCAL	SELF EMPLOYED	UNPAID FAMILY WORKERS
				WAGE AND TOTAL	SALARY, WORKER GOVERNMENT	WORKERS STATE			
708	CREDIT AGENCIES	14	0	14	0	0	0	0	
848	HEALTH SERVICES, NEC	9	0	9	0	0	0	0	
858	COLLEGES AND UNIVERSITIES	264	9	117	107	31	0	0	
917	FEDERAL PUBLIC ADMIN	5	0	5	0	0	0	0	
927	STATE PUBLIC ADMIN	5	0	5	0	0	0	0	
24 FARM MANAGEMENT ADVISORS									
				14	0	0	0	0	
				9	0	0	0	0	
				255	107	31	0	0	
				5	0	0	0	0	
				5	0	0	0	0	
25 FORESTERS AND CONSERVATIONISTS									
17	AGRICULTURAL PRODUCTION	10	0	10	0	0	0	0	
18	AGRICULTURAL SERVICES, EXC HORT	5	0	5	0	0	0	0	
27	FORESTRY	586	20	251	308	7	0	0	
48	COAL MINING	6	6	0	0	0	0	0	
68	GENERAL CONTRACTORS, EXC BLDG	6	0	6	0	0	0	0	
107	LOGGING	24	10	0	0	0	14	0	
108	SAWMILL, PLANNG MILL, MILL WK	4	0	0	0	0	4	0	
207	RADIO, TV, COMMUN EQUIP	4	4	0	0	0	0	0	
467	ELECTRIC LIGHT AND POWER	5	0	5	0	0	0	0	
778	LODGING PLACES, EXC HOTELS	5	0	5	0	0	0	0	
858	COLLEGES AND UNIVERSITIES	6	6	0	0	0	0	0	
917	FEDERAL PUBLIC ADMIN	145	0	145	0	0	0	0	
927	STATE PUBLIC ADMIN	32	0	32	0	0	0	0	
42 AGRICULTURAL SCIENTISTS									
17	AGRICULTURAL PRODUCTION	9	0	9	0	0	0	0	
18	AGRICULTURAL SERVICES, EXC HORT	6	6	0	0	0	0	0	
19	HORTICULTURAL SERVICES	14	5	3	0	3	6	0	
27	FORESTRY	10	0	10	0	0	0	0	
28	FISHERIES	12	0	12	0	0	0	0	
68	GENERAL CONTRACTORS, EXC BLDG	10	0	10	0	0	0	0	
199	HOUSEHOLD APPLIANCES	10	10	0	0	0	0	0	
367	AGRICULTURAL CHEMICALS	6	6	0	0	0	0	0	
587	WHOLESALE, NEC	5	5	0	0	0	0	0	
679	FARM, GARDEN SUPPLY STORES	5	5	0	0	0	0	0	
858	COLLEGES AND UNIVERSITIES	31	0	31	5	26	0	0	
887	NONPROFIT MEMBERSHIP	5	5	0	0	0	0	0	
917	FEDERAL PUBLIC ADMIN	59	0	59	0	0	0	0	
927	STATE PUBLIC ADMIN	13	0	13	0	0	0	0	
937	LOCAL PUBLIC ADMIN	4	0	4	0	0	0	0	
72 VETERINARIANS									
17	AGRICULTURAL PRODUCTION	13	9	0	0	0	4	0	
18	AGRICULTURAL SERVICES, EXC HORT	325	109	0	0	0	216	0	
838	HOSPITALS	4	4	0	0	0	0	0	

SECTION 1.--OCCUPATIONS THAT REQUIRE OR UTILIZE AGRIBUSINESS COMPETENCIES IN ANY INDUSTRY WHERE HIRED*, KENTUCKY

CODE	INDUSTRY	TOTAL ALL CLASSES	PRIVATE	CLASS OF WORKER				LOCAL	SELF EMPLOYED	UNPAID FAMILY WORKERS
				WAGE AND TOTAL	SALARY FEDERAL	GOVERNMENT WORKERS	STATE			
848	HEALTH SERVICES, NEC	6	0	6	0	0	0	0	0	
858	COLLEGES AND UNIVERSITIES	6	0	6	0	0	0	0	0	
887	NONPROFIT MEMBERSHIP	5	5	0	0	0	0	0	0	
72 VETERINARIANS CONTINUED										
18	AGRICULTURAL SERVICES, EXC HORT	59	38	5	0	0	5	0	16	
68	GENERAL CONTRACTORS, EXC BLDG	18	5	13	0	0	13	0	0	
259	MISC MANUFACTURING	5	5	0	0	0	0	0	0	
268	MEAT PRODUCTS	4	4	0	0	0	0	0	0	
269	DAIRY PRODUCTS	63	58	5	0	0	0	0	0	
287	BAKERY PRODUCTS	5	5	0	0	0	0	0	0	
289	BEVERAGE INDUSTRIES	52	47	5	0	0	0	0	0	
297	MISC FOOD PREPARATION	34	34	0	0	0	0	0	0	
299	TOBACCO MANUFACTURING	5	5	0	0	0	0	0	0	
359	PAINTS, VARNISHES	3	3	0	0	0	0	0	0	
527	FOOD AND RELATED PROD	14	14	0	0	0	0	0	0	
528	FARM PROD-RAW MATERIAL	9	0	0	0	0	0	0	9	
608	HARDWARE AND FARM EQUIPMENT	9	0	0	0	0	0	0	9	
729	COMMERCIAL R AND D	10	10	0	0	0	0	0	0	
828	OFFICES OF PHYSICIANS	4	4	0	0	0	0	0	0	
838	HOSPITALS	5	0	5	0	0	0	0	0	
848	HEALTH SERVICES, NEC	4	0	4	0	0	0	0	0	
858	COLLEGES AND UNIVERSITIES	32	6	26	0	0	20	0	0	
888	ENG AND ARCH SERVICES	6	6	0	0	0	0	0	0	
897	MISC PROFESSIONAL SERVICES	7	7	0	0	0	0	0	0	
917	FEDERAL PUBLIC ADMIN	13	0	13	0	0	0	0	0	
927	STATE PUBLIC ADMIN	7	0	7	0	0	7	0	0	
937	LOCAL PUBLIC ADMIN	5	0	5	0	0	0	0	0	
480 FARM IMPLEMENT REPAIRMEN										
17	AGRICULTURAL PRODUCTION	13	13	0	0	0	0	0	0	
18	AGRICULTURAL SERVICES, EXC HORT	5	0	0	0	0	0	0	5	
48	COAL MINING	5	5	0	0	0	0	0	0	
69	SPECIAL TRADE CONTRACTORS	4	4	0	0	0	0	0	0	
139	BLAST FURNACES, STEEL WKS	6	6	0	0	0	0	0	0	
527	FOOD AND RELATED PROD	6	6	0	0	0	0	0	0	
537	HARDWARE, PLUMBING	6	6	0	0	0	0	0	0	
539	MACHINERY EQUIP. SUPPLIES	57	57	0	0	0	0	0	0	
608	HARDWARE AND FARM EQUIPMENT	334	324	0	0	0	0	0	10	
679	FARM, GARDEN SUPPLY STORES	6	6	0	0	0	0	0	0	
759	OTHER REPAIR SERVICES	63	40	0	0	0	0	0	23	

SECTION 1.--OCCUPATIONS THAT REQUIRE OR UTILIZE AGRIBUSINESS COMPETENCIES IN ANY INDUSTRY WHERE HIRED*, KENTUCKY

CODE	INDUSTRY	TOTAL ALL CLASSES	PRIVATE	CLASS OF WORKER					LOCAL	SELF EMPLOYED	UNPAID FAMILY WORKERS
				WAGE AND TOTAL	SALARY WORKER GOVERNMENT WORKERS			FEDERAL			
					STATE	STATE	STATE				
				480 FARM IMPLEMENT REPAIRMEN CONTINUED							
809	MISC ENTERTAINMENT	6	6	0	0	0	0	0	0	0	0
858	COLLEGES AND UNIVERSITIES	6	0	6	0	0	6	0	0	0	0
897	MISC PROFESSIONAL SERVICES	6	6	0	0	0	0	0	0	0	0
907	POSTAL SERVICE	4	0	4	4	0	0	0	0	0	0
917	FEDERAL PUBLIC ADMIN	6	0	6	6	0	0	0	0	0	0
927	STATE PUBLIC ADMIN	6	0	6	0	0	6	0	0	0	0
279	GRAIN MILL PRODUCTS	207	172	0	0	0	0	0	31	4	0
289	BEVERAGE INDUSTRIES	29	29	0	0	0	0	0	0	0	0
17	AGRICULTURAL PRODUCTION	6	6	0	0	0	0	0	0	0	0
418	WAREHOUSING AND STORAGE	29	16	0	0	0	0	0	13	0	0
527	FOOD AND RELATED PROD	205	200	0	0	0	0	0	5	0	0
587	WHOLESALE, NEC	5	5	0	0	0	0	0	0	0	0
609	DEPARTMENT, MAIL ORDER	6	6	0	0	0	0	0	0	0	0
628	GROCERY STORES	2060	1892	16	10	6	6	0	142	10	0
637	RETAIL BAKERIES	5	5	0	0	0	0	0	0	0	0
638	FOOD STORES, NEC	177	117	0	0	0	0	0	57	3	0
648	GASOLINE SERVICE STATIONS	5	5	0	0	0	0	0	0	0	0
669	EATING AND DRINKING PLACES	59	59	0	0	0	0	0	0	0	0
777	HOTELS AND MOTELS	6	6	0	0	0	0	0	0	0	0
838	HOSPITALS	11	0	11	4	0	7	0	0	0	0
858	COLLEGES AND UNIVERSITIES	11	0	11	0	0	11	0	0	0	0
907	POSTAL SERVICE	4	0	4	4	0	0	0	0	0	0
917	FEDERAL PUBLIC ADMIN	16	0	16	16	0	0	0	0	0	0
158	FABRICATED METAL PROD	5	5	0	0	0	0	0	0	0	0
168	MISC FABRICATED METAL PROD	4	4	0	0	0	0	0	0	0	0
188	OFFICE, ACCOUNTING MACHINES	6	6	0	0	0	0	0	0	0	0
259	MISC MANUFACTURING	14	14	0	0	0	0	0	0	0	0
268	MEAT PRODUCTS	850	834	5	5	0	0	0	11	0	0
278	CANNING AND PRESERVING	15	9	0	0	0	0	0	6	0	0
279	GRAIN MILL PRODUCTS	13	13	0	0	0	0	0	0	0	0
319	APPAREL AND ACCESSORIES	27	27	0	0	0	0	0	0	0	0
389	FOOTWEAR, EXCEPT RUBBER	8	8	0	0	0	0	0	0	0	0
18	AGRICULTURAL SERVICES, EXC HORT	185	147	16	0	0	16	0	22	0	0
				633 MEAT CUTTERS AND BUTCHERS, MFG.							
				740 ANIMAL CARETAKERS, EXCEPT FARM							

SECTION 1.--OCCUPATIONS THAT REQUIRE OR UTILIZE AGRIBUSINESS COMPETENCIES IN ANY INDUSTRY WHERE HIRED*, KENTUCKY

CODE	INDUSTRY	TOTAL ALL CLASSES	PRIVATE	CLASS OF WORKER				LOCAL	SELF EMPLOYED	UNPAID FAMILY WORKERS
				WAGE AND TOTAL	AND SALARY FEDERAL	WORKER STATE	GOVERNMENT STATE			
				740 ANIMAL CARETAKERS, EXCEPT FARM CONTINUED						
19	HORTICULTURAL SERVICES	6	0	0	0	0	0	0	0	0
27	FORESTRY	6	0	6	0	0	6	0	0	0
429	TRANSPORTATION SERVICES	37	37	0	0	0	0	0	0	0
528	FARM PROD-RAW MATERIAL	22	22	0	0	0	0	0	0	0
697	MISC RETAIL TRADE STORES	4	4	0	0	0	0	0	0	0
769	PRIVATE HOUSEHOLDS	10	10	0	0	0	0	0	0	0
809	MISC ENTERTAINMENT	143	129	7	7	0	0	0	7	0
858	COLLEGES AND UNIVERSITIES	41	6	35	0	0	24	11	0	0
869	MUSEUMS, ART GALLERIES, ZOO	22	11	11	0	0	0	11	0	0
887	NONPROFIT MEMBERSHIP	10	10	0	0	0	0	0	0	0
937	LOCAL PUBLIC ADMIN	32	0	32	0	0	0	32	0	0
				752 FISHERMEN AND OYSTERMEN						
28	FISHERIES	53	20	0	0	0	0	0	28	5
427	AIR TRANSPORTATION	3	3	0	0	0	0	0	0	0
509	DRY GOODS AND APPAREL	8	8	0	0	0	0	0	0	0
628	GROCERY STORES	11	11	0	0	0	0	0	0	0
				755 GARDENERS AND GROUNDSKEEPERS, EXC. FARM						
19	HORTICULTURAL SERVICES	989	654	26	6	20	0	0	304	5
27	FORESTRY	5	0	5	5	0	0	0	0	0
67	GENERAL BUILDING CONTRACTORS	5	5	0	0	0	0	0	0	0
68	GENERAL CONTRACTORS, EXC BLDG	51	0	51	7	35	9	0	0	0
69	SPECIAL TRADE CONTRACTORS	7	7	0	0	0	0	0	0	0
108	SAWMILL, PLANING MILL, MILL WK	24	19	5	5	0	0	0	0	0
109	MISC WOOD PROD	5	5	0	0	0	0	0	0	0
118	FURNITURE AND FIXTURES	5	5	0	0	0	0	0	0	0
127	CEMENT, CONCRETE, PLASTER	5	5	0	0	0	0	0	0	0
138	MISC NONMETALLIC. STONE	5	5	0	0	0	0	0	0	0
197	MACHINERY, NEC	4	4	0	0	0	0	0	0	0
199	HOUSEHOLD APPLIANCES	5	5	0	0	0	0	0	0	0
208	ELECTRICAL MACHINERY, NEC	6	6	0	0	0	0	0	0	0
219	MOTOR VEHICLE EQUIP	7	7	0	0	0	0	0	0	0
258	ORDNANCE	4	0	4	4	0	0	0	0	0
259	MISC MANUFACTURING	7	7	0	0	0	0	0	0	0
289	BEVERAGE INDUSTRIES	13	13	0	0	0	0	0	0	0
299	TOBACCO MANUFACTURING	4	4	0	0	0	0	0	0	0
319	APPAREL AND ACCESSORIES	9	9	0	0	0	0	0	0	0
328	PULP, PAPER, PAPERBOARD MILLS	4	4	0	0	0	0	0	0	0
339	PRINTING, PUBLISHING EXC NEWS	4	4	0	0	0	0	0	0	0
347	INDUSTRIAL CHEMICALS	5	5	0	0	0	0	0	0	0

SECTION 1.--OCCUPATIONS THAT REQUIRE OR UTILIZE AGRIBUSINESS COMPETENCIES IN ANY INDUSTRY WHERE HIRED*, KENTUCKY

CODE	INDUSTRY	TOTAL ALL CLASSES	PRIVATE	CLASS OF WORKER			LOCAL	SELF EMPLOYED	UNPAID FAMILY WORKERS
				WAGE AND TOTAL	SALARY GOVERNMENT FEDERAL STATE	WORKER STATE			
	755 GARDENERS AND GROUNDSKEEPERS, EXC. FARM CONTINUED								
348	PLASTICS, SYNTHETICS	5	5	0	0	0	0	0	0
407	RAILROADS, RAILWAY EXPRESS	14	14	0	0	0	0	0	0
418	WAREHOUSING AND STORAGE	4	4	0	0	0	0	0	0
447	RADIO BROADCASTING, TV	5	5	0	0	0	0	0	0
448	TELEPHONE (WIRE AND RADIO)	7	7	0	0	0	0	0	0
467	ELECTRIC LIGHT AND POWER	4	4	0	0	0	0	0	0
468	ELECTRIC-GAS UTILITIES	20	20	0	0	0	0	0	0
469	GAS, STEAM SUPPLY SYSTEMS	15	15	0	0	0	0	0	0
478	SANITARY SERVICES	17	4	13	3	0	10	0	0
527	FOOD AND RELATED PROD	13	9	0	0	0	0	4	0
528	FARM PROD--RAW MATERIAL	4	4	0	0	0	0	0	0
567	ALCOHOLIC BEVERAGES	6	6	0	0	0	0	0	0
587	WHOLESALE, NEC	29	29	0	0	0	0	0	0
607	LUMBER, BUILDING MATERIAL	10	10	0	0	0	0	0	0
668	APPLIANCE, TV, RADIO STORES	5	5	0	0	0	0	0	0
669	EATING AND DRINKING PLACES	5	5	0	0	0	0	0	0
679	FARM, GARDEN SUPPLY STORES	25	19	0	0	0	0	6	0
689	RETAIL FLORISTS	22	22	0	0	0	0	0	0
697	MISC RETAIL TRADE STORES	9	9	0	0	0	0	0	0
708	CREDIT AGENCIES	11	11	0	0	0	0	0	0
717	INSURANCE	22	22	0	0	0	0	0	0
718	REAL ESTATE, RE LAW INSURANCE	318	286	32	0	5	27	0	0
728	SERVICES BUILDINGS	19	19	0	0	0	0	0	0
737	EMPLOYMENT, TEMPORARY HELP	10	10	0	0	0	0	0	0
769	PRIVATE HOUSEHOLDS	375	375	0	0	0	0	0	0
777	HOTELS AND MOTELS	65	65	0	0	0	0	0	0
778	LODGING PLACES, EXC HOTELS	10	0	0	0	0	0	10	0
779	LAUNDRY, CLEANING	8	8	0	0	0	0	0	0
798	OTHER PERSONAL SERVICES	3	3	0	0	0	0	0	0
807	MOTION PICTURES, THEATERS	9	9	0	0	0	0	0	0
808	ROWLING ALLEYS, RILLIARDS	10	10	0	0	0	0	0	0
809	MISC ENTERTAINMENT	358	290	64	19	5	40	4	0
828	OFFICES OF PHYSICIANS	5	5	0	0	0	0	0	0
838	HOSPITALS	48	14	34	18	16	0	0	0
839	CONVALESCENT INSTITUTIONS	13	13	0	0	0	0	0	0
857	ELEMENTARY, SECONDARY	34	14	20	0	3	17	0	0
858	COLLEGES AND UNIVERSITIES	187	77	110	5	105	0	0	0
877	RELIGIOUS ORGANIZATIONS	28	28	0	0	0	0	0	0
879	RESIDENTIAL WELFARE	5	0	5	0	5	0	0	0
888	ENG AND ARCH SERVICES	11	6	5	0	0	0	0	0
997	MISC PROFESSIONAL SERVICES	5	0	5	5	0	0	0	0

SECTION 1.--OCCUPATIONS THAT REQUIRE OR UTILIZE AGRIBUSINESS COMPETENCIES IN ANY INDUSTRY WHERE HIRED*, KENTUCKY

CODE	INDUSTRY	TOTAL ALL CLASSES	PRIVATE	CLASS OF WORKER				LOCAL	SELF EMPLOYED	UNPAID FAMILY WORKERS
				WAGE AND SALARY WORKER		GOVERNMENT WORKERS				
				TOTAL	FEDERAL	STATE				
				755 GARDENERS AND GROUNDSKEEPERS, EXC. FARM CONTINUED						
917	FEDERAL PUBLIC ADMIN	98	0	98	0	0	0	0	0	
927	STATE PUBLIC ADMIN	263	0	263	0	263	0	0	0	
937	LOCAL PUBLIC ADMIN	219	0	219	0	0	219	0	0	
				801 FARMERS (OWNERS AND TENANTS)						
17	AGRICULTURAL PRODUCTION	43702	0	0	0	0	0	43702	0	
18	AGRICULTURAL SERVICES, EXC HORT	40	0	0	0	0	0	40	0	
				802 FARM MANAGERS						
17	AGRICULTURAL PRODUCTION	1272	1259	13	3	10	0	0	0	
18	AGRICULTURAL SERVICES, EXC HORT	16	16	0	0	0	0	0	0	
				821 FARM FOREMEN						
17	AGRICULTURAL PRODUCTION	298	255	43	9	28	6	0	0	
				822 FARM LABORERS, WAGE WORKERS						
17	AGRICULTURAL PRODUCTION	17132	16701	207	32	136	39	218	6	
18	AGRICULTURAL SERVICES, EXC HORT	161	157	4	0	4	0	0	0	
				823 FARM LABORERS, UNPAID FAMILY WORKERS						
17	AGRICULTURAL PRODUCTION	1992	0	0	0	0	0	11	1981	
18	AGRICULTURAL SERVICES, EXC HORT	6	0	0	0	0	0	0	6	
				824 FARM SERVICE LABORERS, SELF-EMPLOYED						
17	AGRICULTURAL PRODUCTION	60	0	0	0	0	0	60	0	
18	AGRICULTURAL SERVICES, EXC HORT	31	0	0	0	0	0	31	0	

* 18 OCCUPATIONS WHICH MAY FALL WITHIN ANYONE OF 201 INDUSTRIES

SECTION 1.--OCCUPATIONS THAT REQUIRE OR UTILIZE AGRIBUSINESS COMPETENCIES IN ANY INDUSTRY WHERE HIRED*, KENTUCKY

CODE	OCCUPATION	TOTAL ALL CLASSES	PRIVATE	CLASS OF WORKER			LOCAL	SELF EMPLOYED	UNPAID FAMILY WORKERS
				WAGE AND TOTAL	SALARY FEDERAL	GOVERNMENT STATE			
24	FARM MANAGEMENT ADVISORS	297	9	288	145	112	31	0	0
25	FORESTERS AND CONSERVATIONISTS	838	46	774	422	345	7	18	0
42	AGRICULTURAL SCIENTISTS	199	42	151	84	60	7	6	0
72	VETERINARIANS	359	127	12	0	6	6	220	0
150	AGRI., BIOLOGICAL TECH., EXC. HEALTH	373	251	88	18	45	25	34	0
480	FARM IMPLEMENT REPAIRMEN	539	479	22	10	12	0	38	0
501	MILLERS; GRAIN, FLOUR, AND FEED	236	201	0	0	0	0	31	4
631	MEAT CUTTERS AND BUTCHERS, EXC. MFG.	2605	2317	58	34	24	0	217	13
633	MEAT CUTTERS AND BUTCHERS, MFG.	942	920	5	5	0	0	17	0
740	ANIMAL CARETAKERS, EXCEPT FARM	518	376	107	7	46	54	35	0
752	FISHERMEN AND OYSTERMEN	75	42	0	0	0	0	28	5
755	GARDENERS AND GROUNDSKEEPERS, EXC. FARM	3526	2234	959	180	457	322	328	5
801	FARMERS (OWNERS AND TENANTS)	43742	0	0	0	0	0	43742	0
802	FARM MANAGERS	1288	1275	13	3	10	0	0	0
821	FARM FOREMEN	298	255	43	9	28	6	0	0
822	FARM LABORERS, WAGE WORKERS	17293	16858	211	32	140	39	218	6
823	FARM LABORERS, UNPAID FAMILY WORKERS	1998	0	0	0	0	0	11	1987
824	FARM SERVICE LABORERS, SELF-EMPLOYED	91	0	0	0	0	0	91	0
TOTAL 18 OCCUPATIONS		75217	25432	2731	949	1285	497	45034	2020

SUMMARY ALL INDUSTRIES

* 18 OCCUPATIONS WHICH MAY FALL WITHIN ANYONE OF 201 INDUSTRIES

SECTION 1.--OCCUPATIONS THAT REQUIRE OR UTILIZE AGRIBUSINESS COMPETENCIES IN ANY INDUSTRY WHERE HIRED*, MISSISSIPPI

CODE	INDUSTRY	TOTAL ALL CLASSES	PRIVATE	CLASS OF WORKER			LOCAL	SELF EMPLOYED	UNPAID FAMILY WORKERS
				WAGE AND TOTAL	FEDERAL	STATE			
17	AGRICULTURAL PRODUCTION	5	0	5	0	5	0	0	0
708	CREDIT AGENCIES	26	5	21	0	0	0	0	0
858	COLLEGES AND UNIVERSITIES	260	9	251	53	102	96	0	0
937	LOCAL PUBLIC ADMIN	6	0	6	0	0	6	0	0
24 FARM MANAGEMENT ADVISORS									
17	AGRICULTURAL PRODUCTION	6	6	0	0	0	0	0	0
27	FORESTRY	794	67	717	252	452	13	10	0
28	FISHERIES	13	13	0	0	0	0	0	0
67	GENERAL BUILDING CONTRACTORS	4	4	0	0	0	0	0	0
68	GENERAL CONTRACTORS, EXC BLDG	29	0	29	23	6	0	0	0
107	LOGGING	41	33	0	0	0	0	8	0
108	SAWMILL, PLANING MILL, MILL WK	52	48	0	0	0	0	4	0
109	MISC WOOD PROD	34	34	0	0	0	0	0	0
328	PULP, PAPER, PAPERBOARD MILLS	57	57	0	0	0	0	0	0
329	MISC PAPER AND PULP PRODUCT	12	12	0	0	0	0	0	0
569	LUMBER, CONSTR. MATERIALS	5	5	0	0	0	0	0	0
607	LUMBER, BUILDING MATERIAL	8	8	0	0	0	0	0	0
828	OFFICES OF PHYSICIANS	6	0	0	0	0	0	6	0
858	COLLEGES AND UNIVERSITIES	5	5	0	0	0	0	0	0
917	FEDERAL PUBLIC ADMIN	179	0	179	0	0	0	0	0
927	STATE PUBLIC ADMIN	36	0	36	0	36	0	0	0
25 FORESTERS AND CONSERVATIONISTS									
42 AGRICULTURAL SCIENTISTS									
17	AGRICULTURAL PRODUCTION	32	18	14	9	5	0	0	0
18	AGRICULTURAL SERVICES, EXC HORT	5	0	5	0	0	0	5	0
19	HORTICULTURAL SERVICES	10	5	5	0	5	0	0	0
27	FORESTRY	19	0	19	19	0	0	0	0
68	GENERAL CONTRACTORS, EXC BLDG	17	0	17	6	11	0	0	0
297	MISC FOOD PREPARATION	5	5	0	0	0	0	0	0
407	RAILROADS, RAILWAY EXPRESS	5	5	0	0	0	0	0	0
527	FOOD AND RELATED PROD	2	2	0	0	0	0	0	0
679	FARM, GARDEN SUPPLY STORES	3	3	0	0	0	0	0	0
689	RETAIL FLORISTS	8	8	0	0	0	0	0	0
858	COLLEGES AND UNIVERSITIES	48	0	48	0	48	0	0	0
897	MISC PROFESSIONAL SERVICES	6	6	0	0	0	0	0	0
917	FEDERAL PUBLIC ADMIN	56	0	56	56	0	0	0	0
927	STATE PUBLIC ADMIN	13	0	13	0	13	0	0	0
937	LOCAL PUBLIC ADMIN	5	0	5	0	0	5	0	0
72 VETERINARIANS									
18	AGRICULTURAL SERVICES, EXC HORT	201	58	8	0	0	0	135	0

SECTION 1.--OCCUPATIONS THAT REQUIRE OR UTILIZE AGRIBUSINESS COMPETENCIES IN ANY INDUSTRY WHERE HIRED*, MISSISSIPPI

CODE	INDUSTRY	TOTAL ALL CLASSES	PRIVATE	CLASS OF WORKER			LOCAL	SELF EMPLOYED	UNPAID FAMILY WORKERS
				WAGE AND TOTAL	SALARY FEDERAL	GOVERNMENT STATE			
268	MEAT PRODUCTS	5	5	0	0	0	0	0	
848	HEALTH SERVICES, NEC	6	0	6	0	6	0	0	
917	FEDERAL PUBLIC ADMIN	18	0	18	18	0	0	0	
72 VETERINARIANS CONTINUED									
17	AGRICULTURAL PRODUCTION	23	12	11	11	0	0	0	
18	AGRICULTURAL SERVICES, EXC HORT	18	6	4	0	0	4	8	
27	FORESTRY	8	0	8	8	0	0	0	
68	GENERAL CONTRACTORS, EXC BLDG	65	0	65	15	50	0	0	
269	DAIRY PRODUCTS	59	59	0	0	0	0	0	
278	CANNING AND PRESERVING	6	6	0	0	0	0	0	
297	MISC FOOD PREPARATION	4	4	0	0	0	0	0	
328	PULP, PAPER, PAPERBOARD MILLS	5	0	0	0	0	0	5	
357	DRUGS AND MEDICINES	35	35	0	0	0	0	0	
838	HOSPITALS	10	0	10	0	5	5	0	
848	HEALTH SERVICES, NEC	11	0	11	0	11	0	0	
858	COLLEGES AND UNIVERSITIES	38	0	38	0	38	0	0	
887	NONPROFIT MEMBERSHIP	10	10	0	0	0	0	0	
917	FEDERAL PUBLIC ADMIN	56	0	56	56	0	0	0	
927	STATE PUBLIC ADMIN	32	0	32	0	32	0	0	
150 AGRIC., BIOLOGICAL TECH., EXC. HEALTH									
480 FARM IMPLEMENT REPAIRMEN									
17	AGRICULTURAL PRODUCTION	103	103	0	0	0	0	0	
18	AGRICULTURAL SERVICES, EXC HORT	12	12	0	0	0	0	0	
109	MISC WOOD PROD	6	6	0	0	0	0	0	
297	MISC FOOD PREPARATION	6	6	0	0	0	0	0	
419	WATER TRANSPORTATION	6	6	0	0	0	0	0	
528	FARM PROD--RAW MATERIAL	4	4	0	0	0	0	0	
539	MACHINERY EQUIP, SUPPLIES	62	62	0	0	0	0	0	
587	WHOLESALE, NEC	6	6	0	0	0	0	0	
608	HARDWARE AND FARM EQUIPMENT	303	296	7	0	0	7	0	
639	MOTOR VEHICLE DEALERS	4	4	0	0	0	0	0	
679	FARM, GARDEN SUPPLY STORES	10	10	0	0	0	0	0	
759	OTHER REPAIR SERVICES	101	85	0	0	0	0	16	
501 MILLERS; GRAIN, FLOUR, AND FEED									
279	GRAIN MILL PRODUCTS	87	77	0	0	0	0	10	
631 MEAT CUTTERS AND BUTCHERS, EXC. MFG.									
28	FISHERIES	4	4	0	0	0	0	0	
418	WAREHOUSING AND STORAGE	30	18	12	0	0	12	0	

SECTION 1.--OCCUPATIONS THAT REQUIRE OR UTILIZE AGRIBUSINESS COMPETENCIES IN ANY INDUSTRY WHERE HIRED*, MISSISSIPPI

CODE	INDUSTRY	TOTAL ALL CLASSES	PRIVATE	CLASS OF WORKER				LOCAL	SELF EMPLOYED	UNPAID FAMILY WORKERS
				WAGE AND SALARY WORKER GOVERNMENT WORKERS		STATE				
				TOTAL	FEDERAL	STATE				
				631 MEAT CUTTERS AND BUTCHERS, EXC. MFG.						
				CONTINUED						
509	DRY GOODS AND APPAREL	7	7	0	0	0	0	0	0	0
527	FOOD AND RELATED PROD	165	161	0	0	0	0	4	0	0
528	FARM PROD-RAW MATERIAL	5	5	0	0	0	0	0	0	0
587	WHOLESALE, NEC	4	4	0	0	0	0	0	0	0
627	MISC MERCHANDISE STORES	14	14	0	0	0	0	0	0	0
628	GROCERY STORES	1316	1285	11	11	0	0	20	0	0
638	FOOD STORES, NEC	56	46	0	0	0	0	10	0	0
669	EATING AND DRINKING PLACES	3	3	0	0	0	0	0	0	0
679	FARM, GARDEN SUPPLY STORES	5	5	0	0	0	0	0	0	0
838	HOSPITALS	13	0	13	0	0	0	0	0	0
917	FEDERAL PUBLIC ADMIN	17	0	17	0	0	0	0	0	0
937	LOCAL PUBLIC ADMIN	5	0	5	0	0	5	0	0	0
				633 MEAT CUTTERS AND BUTCHERS, MFG.						
167	METAL STAMPING	6	6	0	0	0	0	0	0	0
168	MISC FABRICATED METAL PROD	6	6	0	0	0	0	0	0	0
268	MEAT PRODUCTS	982	922	11	6	5	0	49	0	0
278	CANNING AND PRESERVING	25	17	8	0	8	0	0	0	0
279	GRAIN MILL PRODUCTS	9	9	0	0	0	0	0	0	0
307	KNITTING MILLS	6	6	0	0	0	0	0	0	0
319	APPAREL AND ACCESSORIES	90	90	0	0	0	0	0	0	0
339	PRINTING, PUBLISHING EXC NEWS	4	4	0	0	0	0	0	0	0
				740 ANIMAL CARETAKERS, EXCEPT FARM						
18	AGRICULTURAL SERVICES, EXC HORT	343	331	0	0	0	0	12	0	0
28	FISHERIES	34	23	4	4	0	0	7	0	0
138	MISC NONMETALLIC, STONE	6	6	0	0	0	0	0	0	0
268	MEAT PRODUCTS	10	10	0	0	0	0	0	0	0
429	TRANSPORTATION SERVICES	18	18	0	0	0	0	0	0	0
528	FARM PROD-RAW MATERIAL	37	29	8	0	0	8	0	0	0
587	WHOLESALE, NEC	4	4	0	0	0	0	0	0	0
607	LUMBER, BUILDING MATERIAL	4	4	0	0	0	0	0	0	0
679	FARM, GARDEN SUPPLY STORES	5	5	0	0	0	0	0	0	0
709	STOCK BROKERS, INVESTMENT	6	6	0	0	0	0	0	0	0
729	COMMERCIAL R AND D	6	0	6	0	6	0	0	0	0
769	PRIVATE HOUSEHOLDS	14	14	0	0	0	0	0	0	0
809	MISC ENTERTAINMENT	6	0	6	0	6	0	0	0	0
858	COLLEGES AND UNIVERSITIES	8	0	8	0	8	0	0	0	0
862	MUSEUMS, ART GALLERIES, ZOOS	5	5	0	0	0	0	0	0	0
937	LOCAL PUBLIC ADMIN	22	0	22	0	0	22	0	0	0
				752 FISHERMEN AND OYSTERMEN						
28	FISHERIES	423	211	0	0	0	0	197	0	15

SECTION 1.--OCCUPATIONS THAT REQUIRE OR UTILIZE AGRIBUSINESS COMPETENCIES IN ANY INDUSTRY WHERE HIRED*, MISSISSIPPI

CODE	INDUSTRY	TOTAL ALL CLASSES	PRIVATE	CLASS OF WORKER				LOCAL	SELF EMPLOYED	UNPAID FAMILY WORKERS
				WAGE AND TOTAL	GOVERNMENT STATE	SALARY WORKER WORKERS				
527	FOOD AND RELATED PROD	8	8	0	0	0	0	0	0	
18	AGRICULTURAL SERVICES, EXC HORT	9	9	0	0	0	0	0	0	
19	HORTICULTURAL SERVICES	560	223	8	0	0	8	325	4	
27	FORESTRY	17	0	17	0	14	3	0	0	
28	FISHERIES	10	10	0	0	0	0	0	0	
49	CRUDE PETROLEUM AND NAT GAS	4	4	0	0	0	0	0	0	
67	GENERAL BUILDING CONTRACTORS	16	16	0	0	0	0	0	0	
68	GENERAL CONTRACTORS, EXC BLDG	117	75	42	22	11	9	0	0	
108	SAWMILL, PLANING MILL, MILL WK	15	15	0	0	0	0	0	0	
138	MISC NONMETALLIC STONE	5	5	0	0	0	0	0	0	
178	FARM MACHINERY, EQUIP	6	6	0	0	0	0	0	0	
207	RADIO, TV, COMMUN EQUIP	6	6	0	0	0	0	0	0	
289	BEVERAGE INDUSTRIES	5	5	0	0	0	0	0	0	
297	MISC FOOD PREPARATION	7	7	0	0	0	0	0	0	
319	APPAREL AND ACCESSORIES	13	13	0	0	0	0	0	0	
328	PULP, PAPER, PAPERBOARD MILLS	6	6	0	0	0	0	0	0	
368	MISC CHEMICALS	6	6	0	0	0	0	0	0	
377	PETROLEUM REFINING	6	6	0	0	0	0	0	0	
379	RUBBER PRODUCTS	5	5	0	0	0	0	0	0	
417	TRUCKING SERVICE	15	15	0	0	0	0	0	0	
427	AIR TRANSPORTATION	17	5	12	0	0	12	0	0	
467	ELECTRIC LIGHT AND POWER	18	12	6	6	0	0	0	0	
469	GAS, STEAM SUPPLY SYSTEMS	12	12	0	0	0	0	0	0	
477	WATER SUPPLY	10	4	6	0	0	6	0	0	
478	SANITARY SERVICES	17	6	11	0	0	11	0	0	
527	FOOD AND RELATED PROD	6	6	0	0	0	0	0	0	
539	MACHINERY EQUIP, SUPPLIES	5	5	0	0	0	0	0	0	
558	PETROLEUM PRODUCTS	4	4	0	0	0	0	0	0	
608	HARDWARE AND FARM EQUIPMENT	5	0	0	0	0	0	5	0	
627	MISC MERCHANDISE STORES	6	6	0	0	0	0	0	0	
639	MOTOR VEHICLE DEALERS	7	7	0	0	0	0	0	0	
669	EATING AND DRINKING PLACES	8	8	0	0	0	0	0	0	
679	FARM, GARDEN SUPPLY STORES	12	7	0	0	0	0	5	0	
689	RETAIL FLORISTS	27	27	0	0	0	0	0	0	
707	BANKING	7	0	0	0	0	0	7	0	
717	INSURANCE	6	0	6	6	0	0	0	0	
718	REAL ESTATE, RE LAW INSURANCE	176	98	78	0	0	78	0	0	
758	ELECTRICAL REPAIR SHOP	5	0	0	0	0	0	5	0	
769	PRIVATE HOUSEHOLDS	1135	1135	0	0	0	0	0	0	

SECTION 1.--OCCUPATIONS THAT REQUIRE OR UTILIZE AGRIBUSINESS COMPETENCIES IN ANY INDUSTRY WHERE HIRED*, MISSISSIPPI

CODE	INDUSTRY	TOTAL ALL CLASSES	PRIVATE	CLASS OF WORKER						UNPAID FAMILY WORKERS
				WAGE AND SALARY WORKER		GOVERNMENT WORKERS		LOCAL	SELF EMPLOYED	
				TOTAL	FEDERAL	STATE	FARM			
				755 GARDENERS AND GROUNDSKEEPERS, EXC. FARM CONTINUED						
777	HOTELS AND MOTELS	49	49	0	0	0	0	0	0	0
778	LODGING PLACES, EXC HOTELS	5	5	0	0	0	0	0	0	0
798	OTHER PERSONAL SFRVICES	25	11	14	0	0	14	0	0	0
809	MISC ENTERTAINMENT	191	176	10	5	5	0	5	0	0
828	OFFICES OF PHYSICIANS	16	16	0	0	0	0	0	0	0
838	HOSPITALS	27	10	17	5	12	0	0	0	0
839	CONVALESCENT INSTITUTIONS	15	10	5	0	5	0	0	0	0
857	ELEMENTARY, SECONDARY	67	24	43	0	4	39	0	0	0
858	COLLEGES AND UNIVERSITIES	136	51	85	0	79	6	0	0	0
877	RELIGIOUS ORGANIZATIONS	14	14	0	0	0	0	0	0	0
879	RESIDENTIAL WELFARE	5	5	0	0	0	0	0	0	0
917	FEDERAL PUBLIC ADMIN	102	0	102	102	0	0	0	0	0
927	STATE PUBLIC ADMIN	35	0	35	0	35	0	0	0	0
937	LOCAL PUBLIC ADMIN	75	0	75	0	0	75	0	0	0
		17556	0	0	0	0	0	17556	0	0
		12	0	0	0	0	0	12	0	0
				801 FARMERS (OWNERS AND TENANTS)						
17	AGRICULTURAL PRODUCTION	1793	1773	15	0	15	0	0	0	5
18	AGRICULTURAL SERVICES, EXC HORT	10	10	0	0	0	0	0	0	0
				802 FARM MANAGERS						
17	AGRICULTURAL PRODUCTION	810	743	67	22	45	0	0	0	0
18	AGRICULTURAL SERVICES, EXC HORT	50	34	16	11	0	5	0	0	0
				821 FARM FOREMEN						
17	AGRICULTURAL PRODUCTION	21623	21211	310	54	176	80	94	0	0
18	AGRICULTURAL SERVICES, EXC HORT	290	279	11	5	0	6	0	0	0
				822 FARM LABORERS, WAGE WORKERS						
17	AGRICULTURAL PRODUCTION	930	0	0	0	0	0	6	924	7
18	AGRICULTURAL SERVICES, EXC HORT	7	0	0	0	0	0	0	0	0
				823 FARM LABORERS, UNPAID FAMILY WORKERS						
17	AGRICULTURAL PRODUCTION	10	0	0	0	0	0	10	0	0
18	AGRICULTURAL SERVICES, EXC HORT	47	0	0	0	0	0	47	0	0
				824 FARM SERVICE LABORERS, SELF-EMPLOYED						

* 18 OCCUPATIONS WHICH MAY FALL WITHIN ANYONE OF 201 INDUSTRIES

SECTION 1.--OCCUPATIONS THAT REQUIRE OR UTILIZE AGRIBUSINESS COMPETENCIES IN ANY INDUSTRY WHERE HIRED*, MISSISSIPPI

CODE	OCCUPATION	TOTAL ALL CLASSES	PRIVATE	WAGE AND SALARY WORKER			LOCAL	SELF EMPLOYED	UNPAID FAMILY WORKERS
				CLASS OF WORKER					
				TOTAL	FEDERAL	STATE			
SUMMARY ALL INDUSTRIES									
24	FARM MANAGEMENT ADVISORS	297	14	283	74	107	102	0	0
25	FORESTERS AND CONSERVATIONISTS	1281	292	961	454	494	13	28	0
42	AGRICULTURAL SCIENTISTS	234	52	177	90	82	5	5	0
72	VETERINARIANS	230	63	32	26	6	0	135	0
150	AGRI., BIOLOGICAL TECH., EXC. HEALTH	380	132	235	90	136	9	13	0
480	FARM IMPLEMENT REPAIRMEN	623	600	7	0	0	7	16	0
501	MILLERS; GRAIN, FLOUR, AND FEED	87	77	0	0	0	0	10	0
631	MEAT CUTTERS AND BUTCHERS, EXC. MFG.	1644	1552	58	28	13	17	34	0
633	MEAT CUTTERS AND BUTCHERS, MFG.	1128	1060	19	6	13	0	49	0
740	ANIMAL CARETAKERS, EXCEPT FARM	528	455	54	4	14	36	19	0
752	FISHERMEN AND OYSTERMEN	431	219	0	0	0	0	197	15
755	GARDENERS AND GROUNDSKEEPERS, EXC. FARM	3073	2145	572	146	165	261	352	4
801	FARMERS (OWNERS AND TENANTS)	17568	0	0	0	0	0	17568	0
802	FARM MANAGERS	1803	1783	15	0	15	0	0	5
821	FARM FOREMEN	860	777	83	33	45	5	0	0
822	FARM LABORERS, WAGE WORKERS	21913	21490	321	59	176	86	94	8
823	FARM LABORERS, UNPAID FAMILY WORKERS	937	0	0	0	0	0	6	931
824	FARM SERVICE LABORERS, SELF-EMPLOYED	57	0	0	0	0	0	57	0
TOTAL	18 OCCUPATIONS	53074	30711	2817	1010	1266	541	18583	963

* 18 OCCUPATIONS WHICH MAY FALL WITHIN ANYONE OF 201 INDUSTRIES

SECTION 1.--OCCUPATIONS THAT REQUIRE OR UTILIZE AGRIBUSINESS COMPETENCIES IN ANY INDUSTRY WHERE HIRED*, NORTH CAROLINA

CODE	INDUSTRY	TOTAL ALL CLASSES	PRIVATE	CLASS OF WORKER				LOCAL	SELF EMPLOYED	UNPAID FAMILY WORKERS
				WAGE AND TOTAL	GOVERNMENT FEDERAL	WORKER STATE	ADVISORS			
18	AGRICULTURAL SERVICES, EXC HORT	5	0	5	0	5	0	0	0	
708	CREDIT AGENCIES	9	0	9	9	0	0	0	0	
858	COLLEGES AND UNIVERSITIES	287	11	276	41	184	51	0	0	
917	FEDERAL PUBLIC ADMIN	5	0	5	5	0	0	0	0	
937	LOCAL PUBLIC ADMIN	15	0	15	0	0	15	0	0	
24 FARM MANAGEMENT ADVISORS										
17	AGRICULTURAL PRODUCTION	13	0	13	9	4	0	0	0	
18	AGRICULTURAL SERVICES, EXC HORT	23	0	23	5	18	0	0	0	
27	FORESTRY	747	97	650	216	420	14	0	0	
28	FISHERIES	22	0	22	0	22	0	0	0	
68	GENERAL CONTRACTORS, EXC BLDG	14	0	14	14	0	0	0	0	
107	LOGGING	81	62	0	0	0	0	19	0	
108	SAWMILL, PLANING MILL, MILL WK	64	64	0	0	0	0	0	0	
148	PRIMARY ALUMINUM IND	7	7	0	0	0	0	0	0	
328	PULP, PAPER, PAPERBOARD MILLS	119	119	0	0	0	0	0	0	
467	ELECTRIC LIGHT AND POWER	10	10	0	0	0	0	0	0	
569	LUMBER, CONSTR. MATERIALS	4	4	0	0	0	0	0	0	
718	REAL ESTATE, RE LAW INSURANCE	5	5	0	0	0	0	0	0	
848	HEALTH SERVICES, NEC	13	0	13	0	0	13	0	0	
858	COLLEGES AND UNIVERSITIES	4	4	0	0	0	0	0	0	
878	WELFARE SERVICES	9	0	9	9	0	0	0	0	
887	NONPROFIT MEMBERSHIP	7	7	0	0	0	0	0	0	
888	ENG AND ARCH SERVICES	4	4	0	0	0	0	0	0	
917	FEDERAL PUBLIC ADMIN	293	0	293	293	0	0	0	0	
927	STATE PUBLIC ADMIN	36	0	36	0	36	0	0	0	
25 FORESTERS AND CONSERVATIONISTS										
17	AGRICULTURAL PRODUCTION	65	50	0	0	0	0	15	0	
18	AGRICULTURAL SERVICES, EXC HORT	9	5	4	0	0	4	0	0	
19	HORTICULTURAL SERVICES	26	10	0	0	0	0	16	0	
27	FORESTRY	13	0	13	9	4	0	0	0	
28	FISHERIES	5	0	5	0	5	0	0	0	
68	GENERAL CONTRACTORS, EXC BLDG	5	0	5	0	5	0	0	0	
259	MISC MANUFACTURING	8	8	0	0	0	0	0	0	
268	MEAT PRODUCTS	4	4	0	0	0	0	0	0	
279	GRAIN MILL PRODUCTS	7	7	0	0	0	0	0	0	
299	TOBACCO MANUFACTURING	16	16	0	0	0	0	0	0	
317	YARN, FABRIC MILLS	11	11	0	0	0	0	0	0	
349	SYNTHETIC FIBERS	8	8	0	0	0	0	0	0	
367	AGRICULTURAL CHEMICALS	5	5	0	0	0	0	0	0	
587	WHOLESALE, NEC	13	13	0	0	0	0	0	0	
42 AGRICULTURAL SCIENTISTS										

SECTION 1.--OCCUPATIONS THAT REQUIRE OR UTILIZE AGRIBUSINESS COMPETENCIES IN ANY INDUSTRY WHERE HIRED*, NORTH CAROLINA

CODE	INDUSTRY	TOTAL ALL CLASSES	PRIVATE	CLASS OF WORKER			LOCAL	SELF EMPLOYED	UNPAID FAMILY WORKERS
				WAGE AND TOTAL	SALARY WORKER GOVERNMENT WORKERS FEDERAL	STATE			
				42	AGRICULTURAL SCIENTISTS CONTINUED				
708	CREDIT AGENCIES	5	0	5	0	0	0	0	0
729	COMMERCIAL R AND D	5	0	5	0	5	0	0	0
858	COLLEGES AND UNIVERSITIES	61	9	52	0	52	0	0	0
878	WELFARE SERVICES	6	0	6	0	6	0	0	0
917	FEDERAL PUBLIC ADMIN	56	0	56	0	0	0	0	0
927	STATE PUBLIC ADMIN	30	0	30	0	30	0	0	0
937	LOCAL PUBLIC ADMIN	9	0	9	0	0	9	0	0
				72	VETERINARIANS				
18	AGRICULTURAL SERVICES, EXC HORT	258	34	7	7	0	0	217	0
838	HOSPITALS	13	4	0	0	0	0	9	0
917	FEDERAL PUBLIC ADMIN	39	0	39	39	0	0	0	0
927	STATE PUBLIC ADMIN	5	0	5	0	5	0	0	0
				150	AGRI., BIOLOGICAL TECH., EXC. HEALTH				
17	AGRICULTURAL PRODUCTION	24	18	6	6	0	0	0	0
18	AGRICULTURAL SERVICES, EXC HORT	16	5	0	0	0	0	5	6
67	GENERAL BUILDING CONTRACTORS	5	5	0	0	0	0	0	0
68	GENERAL CONTRACTORS, EXC BLDG	6	0	6	0	6	0	0	0
247	OPTICAL, HEALTH SERV SUPPLIES	5	5	0	0	0	0	0	0
259	MISC MANUFACTURING	11	11	0	0	0	0	0	0
268	MEAT PRODUCTS	27	27	0	0	0	0	0	0
269	DAIRY PRODUCTS	27	27	0	0	0	0	0	0
278	CANNING AND PRESERVING	5	5	0	0	0	0	0	0
279	GRAIN MILL PRODUCTS	15	15	0	0	0	0	0	0
287	BAKERY PRODUCTS	10	10	0	0	0	0	0	0
289	BEVERAGE INDUSTRIES	5	5	0	0	0	0	0	0
297	MISC FOOD PREPARATION	6	6	0	0	0	0	0	0
299	TOBACCO MANUFACTURING	17	17	0	0	0	0	0	0
317	YARN, FABRIC MILLS	6	6	0	0	0	0	0	0
357	DRUGS AND MEDICINES	8	8	0	0	0	0	0	0
379	RUBBER PRODUCTS	7	7	0	0	0	0	0	0
529	ELECTRICAL GOODS	5	5	0	0	0	0	0	0
697	MISC RETAIL TRADF STORES	10	10	0	0	0	0	0	0
729	COMMERCIAL R AND D	40	30	0	0	0	0	0	0
748	OTHER MISC BUSINFSS SERVICES	15	15	0	0	0	0	6	4
848	HEALTH SERVICES, NEC	5	0	5	0	5	0	0	0
858	COLLEGES AND UNIVERSITIES	47	28	19	0	19	0	0	0
887	NONPROFIT MEMBERSHIP	12	12	0	0	0	0	0	0
888	ENG AND ARCH SERVICES	5	5	0	0	0	0	0	0
897	MISC PROFESSIONAL SERVICES	5	0	5	0	5	0	0	0

SECTION 1.--OCCUPATIONS THAT REQUIRE OR UTILIZE AGRIBUSINESS COMPETENCIES IN ANY INDUSTRY WHERE HIRED*, NORTH CAROLINA

CODE	INDUSTRY	TOTAL ALL CLASSES	PRIVATE	CLASS OF WORKER				LOCAL	SELF EMPLOYED	UNPAID FAMILY WORKERS
				WAGE AND TOTAL	GOVERNMENT WORKERS		STATE			
					FEDERAL	STATE				
917	FEDERAL PUBLIC ADMIN	55	0	55	0	0	0	0	0	
927	STATE PUBLIC ADMIN	14	0	14	0	14	0	0	0	
17	AGRICULTURAL PRODUCTION	13	13	0	0	0	0	0	0	
118	FURNITURE AND FIXTURES	5	5	0	0	0	0	0	0	
128	STRUCTURAL CLAY PROD	6	6	0	0	0	0	0	0	
178	FARM MACHINERY, EQUIP	9	9	0	0	0	0	0	0	
189	ELECTRONIC COMPUTING EQUIP	4	4	0	0	0	0	0	0	
197	MACHINERY, NEC	4	4	0	0	0	0	0	0	
208	ELECTRICAL MACHINERY, NEC	6	6	0	0	0	0	0	0	
219	MOTOR VEHICLE EQUIP	5	5	0	0	0	0	0	0	
279	GRAIN MILL PRODUCTS	4	4	0	0	0	0	0	0	
307	KNITTING MILLS	11	11	0	0	0	0	0	0	
308	DYEING, FINISHING TEXTILES	5	5	0	0	0	0	0	0	
317	YARN, FABRIC MILLS	16	16	0	0	0	0	0	0	
327	MISC FABRICATED PRODUCTS	8	8	0	0	0	0	0	0	
329	MISC PAPER AND PULP PRODUCT	5	5	0	0	0	0	0	0	
528	FARM PROD-RAW MATERIAL	6	6	0	0	0	0	0	0	
539	MACHINERY EQUIP, SUPPLIES	175	170	0	0	0	0	5	0	
568	PAPER AND ITS PRODUCTS	4	4	0	0	0	0	0	0	
587	WHOLESALE, NEC	5	5	0	0	0	0	0	0	
607	LUMBER, BUILDING MATERIAL	5	0	0	0	0	0	5	0	
608	HARDWARE AND FARM EQUIPMENT	384	373	0	0	0	0	11	0	
609	DEPARTMENT, MAIL ORDER	5	5	0	0	0	0	0	0	
627	MISC MERCHANDISE STORES	6	6	0	0	0	0	0	0	
679	FARM, GARDEN SUPPLY STORES	10	10	0	0	0	0	0	0	
748	OTHER MISC BUSINESS SERVICES	4	0	0	0	0	0	4	0	
758	ELECTRICAL REPAIR SHOP	5	5	0	0	0	0	0	0	
759	OTHER REPAIR SERVICES	146	80	0	0	0	0	61	5	
279	GRAIN MILL PRODUCTS	338	295	5	0	5	0	38	0	
309	FLOOR COVERINGS	6	6	0	0	0	0	0	0	
17	AGRICULTURAL PRODUCTION	5	5	0	0	0	0	0	0	
19	HORTICULTURAL SERVICES	4	4	0	0	0	0	0	0	
28	FISHERIES	10	10	0	0	0	0	0	0	
418	WAREHOUSING AND STORAGE	54	49	0	0	0	0	5	0	
527	FOOD AND RELATED PROD	402	390	3	0	0	3	9	0	

SECTION 1.--OCCUPATIONS THAT REQUIRE OR UTILIZE AGRIBUSINESS COMPETENCIES IN ANY INDUSTRY WHERE HIRED*, NORTH CAROLINA

CODE	INDUSTRY	TOTAL ALL CLASSES	PRIVATE	CLASS OF WORKER				LOCAL	SELF EMPLOYED	UNPAID FAMILY WORKERS
				WAGE AND TOTAL	SALARY WORKER GOVERNMENT WORKERS FEDERAL STATE	GOVERNMENT WORKERS STATE	LOCAL			
				631 MEAT CUTTERS AND BUTCHERS, EXC. MFG. CONTINUED						
528	FARM PROD-RAW MATERIAL	7	7	0	0	0	0	0	0	
539	MACHINERY EQUIP, SUPPLIES	6	6	0	0	0	0	0	0	
609	DEPARTMENT, MAIL ORDER	25	25	0	0	0	0	0	0	
619	DIRECT SELLING	7	7	0	0	0	0	0	0	
627	MISC MERCHANDISE STORES	13	13	0	0	0	0	0	0	
628	GROCERY STORES	3251	3168	14	14	0	0	69	0	
638	FOOD STORES, NEC	236	210	0	0	0	0	26	0	
647	TIRE, BATTERY ACCESSORY	4	4	0	0	0	0	0	0	
648	GASOLINE SERVICE STATIONS	6	6	0	0	0	0	0	0	
657	APPAREL, ACCESSORIES STORES	22	22	0	0	0	0	0	0	
669	EATING AND DRINKING PLACES	85	85	0	0	0	0	0	0	
757	AUTO REPAIR	4	4	0	0	0	0	0	0	
769	PRIVATE HOUSEHOLDS	4	0	0	0	0	0	4	0	
779	LAUNDRY, CLEANING	3	3	0	0	0	0	0	0	
838	HOSPITALS	28	6	22	6	16	0	0	0	
858	COLLEGES AND UNIVERSITIES	17	17	0	0	17	0	0	0	
867	EDUCATIONAL SERVICES, NEC	7	0	7	0	7	0	0	0	
917	FEDERAL PUBLIC ADMIN	10	0	10	0	0	0	0	0	
				633 MEAT CUTTERS AND BUTCHERS, MFG.						
118	FURNITURE AND FIXTURES	9	9	0	0	0	0	0	0	
247	OPTICAL, HEALTH SERV SUPPLIES	5	5	0	0	0	0	0	0	
258	ORDNANCE	3	3	0	0	0	0	0	0	
259	MISC MANUFACTURING	14	14	0	0	0	0	0	0	
268	MEAT PRODUCTS	1408	1367	9	4	0	5	26	6	
269	DAIRY PRODUCTS	5	5	0	0	0	0	0	0	
278	CANNING AND PRESERVING	58	58	0	0	0	0	0	0	
287	BAKERY PRODUCTS	5	5	0	0	0	0	0	0	
297	MISC FOOD PREPARATION	4	4	0	0	0	0	0	0	
307	KNITTING MILLS	29	29	0	0	0	0	0	0	
317	YARN, FABRIC MILLS	14	14	0	0	0	0	0	0	
319	APPAREL AND ACCESSORIES	42	42	0	0	0	0	0	0	
389	FOOTWEAR, EXCEPT RUBBER	5	5	0	0	0	0	0	0	
				740 ANIMAL CARETAKERS, EXCEPT FARM						
18	AGRICULTURAL SERVICES, EXC HORT	743	710	3	3	0	0	21	9	
28	FISHERIES	4	4	0	0	0	0	0	0	
128	STRUCTURAL CLAY PROD	4	4	0	0	0	0	0	0	
268	MEAT PRODUCTS	17	17	0	0	0	0	0	0	
279	GRAIN MILL PRODUCTS	20	20	0	0	0	0	0	0	
429	TRANSPORTATION SERVICES	16	16	0	0	0	0	0	0	

SECTION 1.--OCCUPATIONS THAT REQUIRE OR UTILIZE AGRIBUSINESS COMPETENCIES IN ANY INDUSTRY WHERE HIRED*, NORTH CAROLINA

CODE	INDUSTRY	TOTAL ALL CLASSES	PRIVATE	CLASS OF WORKER				LOCAL	SELF EMPLOYED	UNPAID FAMILY WORKERS
				WAGE AND TOTAL	GOVERNMENT WORKERS		STATE			
					FEDERAL	FARM				
					740 ANIMAL CARETAKERS, EXCEPT FARM CONTINUED					
527	FOOD AND RELATED PROD	11	11	0	0	0	0	0	0	0
528	FARM PROD-RAW MATERIAL	36	36	0	0	0	0	0	0	0
688	FUEL AND ICE DEALERS	3	3	0	0	0	0	0	0	0
697	MISC RETAIL TRADE STORES	10	10	0	0	0	0	0	0	0
809	MISC ENTERTAINMENT	40	34	0	0	0	0	0	0	6
838	HOSPITALS	16	7	9	4	5	0	0	0	0
848	HEALTH SERVICES, NEC	10	3	7	0	0	7	0	0	0
858	COLLEGES AND UNIVERSITIES	35	16	19	5	14	0	0	0	0
879	RESIDENTIAL WELFARE	4	4	0	0	0	0	0	0	0
887	NONPROFIT MEMBERSHIP	9	9	0	0	0	0	0	0	0
927	STATE PUBLIC ADMIN	4	0	4	0	4	0	0	0	0
937	LOCAL PUBLIC ADMIN	66	0	66	0	0	66	0	0	0
					752 FISHERMEN AND OYSTERMEN					
28	FISHERIES	1111	324	0	0	0	0	0	770	17
108	SAWMILL, PLANING MILL, MILL WK	4	4	0	0	0	0	0	0	0
118	FURNITURE AND FIXTURES	5	5	0	0	0	0	0	0	0
417	TRUCKING SERVICE	8	8	0	0	0	0	0	0	0
527	FOOD AND RELATED PROD	27	22	0	0	0	0	0	0	5
638	FOOD STORES, NEC	5	0	0	0	0	0	0	5	0
					755 GARDENERS AND GROUNDSKEEPERS, EXC. FARM					
18	AGRICULTURAL SERVICES, EXC HORT	10	5	0	0	0	0	0	5	0
19	HORTICULTURAL SERVICES	2284	1434	38	4	11	23	807	5	5
27	FORESTRY	13	5	8	8	0	0	0	0	0
57	NONMETALLIC MINING, QUARRYING	6	6	0	0	0	0	0	0	0
67	GENERAL BUILDING CONTRACTORS	44	44	0	0	0	0	0	0	0
68	GENERAL CONTRACTORS, EXC BLDG	246	15	222	20	180	22	9	0	0
69	SPECIAL TRADE CONTRACTORS	5	5	0	0	0	0	0	0	0
107	LOGGING	4	4	0	0	0	0	0	0	0
108	SAWMILL, PLANING MILL, MILL WK	17	17	0	0	0	0	0	0	0
118	FURNITURE AND FIXTURES	42	42	0	0	0	0	0	0	0
119	GLASS AND GLASS PROD	5	5	0	0	0	0	0	0	0
127	CEMENT, CONCRETE, PLASTER	5	5	0	0	0	0	0	0	0
147	OTHER PRIMARY STEEL	12	12	0	0	0	0	0	0	0
149	OTHER PRIMARY NONFERROUS	5	5	0	0	0	0	0	0	0
167	METAL STAMPING	4	4	0	0	0	0	0	0	0
248	PHOTO EQUIP AND SUPPLIES	5	5	0	0	0	0	0	0	0
268	MEAT PRODUCTS	6	6	0	0	0	0	0	0	0
279	GRAIN MILL PRODUCTS	5	5	0	0	0	0	0	0	0
297	MISC FOOD PREPARATION	6	6	0	0	0	0	0	0	0

SECTION 1.--OCCUPATIONS THAT REQUIRE OR UTILIZE AGRIBUSINESS COMPETENCIES IN ANY INDUSTRY WHERE HIRED*, NORTH CAROLINA

CODE	INDUSTRY	TOTAL ALL CLASSES	PRIVATE	CLASS OF WORKER					LOCAL	SELF EMPLOYED	UNPAID FAMILY WORKERS
				WAGE AND SALARY WORKER		GOVERNMENT WORKERS		STATE			
				TOTAL	FEDERAL	FEDERAL	STATE				
				755 GARDENERS AND GROUNDSKEEPERS, EXC. FARM							
				CONTINUED							
299	TOBACCO MANUFACTURING	4	4	0	0	0	0	0	0	0	0
307	KNITTING MILLS	40	40	0	0	0	0	0	0	0	0
308	DYEING, FINISHING TEXTILES	5	5	0	0	0	0	0	0	0	0
317	YARN, FABRIC MILLS	151	147	4	0	0	0	0	0	0	0
319	APPAREL AND ACCESSORIES	7	7	0	0	0	0	0	0	0	0
328	PULP, PAPER, PAPERBOARD MILLS	25	25	0	0	0	0	0	0	0	0
347	INDUSTRIAL CHEMICALS	5	5	0	0	0	0	0	0	0	0
349	SYNTHETIC FIBERS	4	4	0	0	0	0	0	0	0	0
368	MISC CHEMICALS	3	3	0	0	0	0	0	0	0	0
417	TRUCKING SERVICE	11	11	0	0	0	0	0	0	0	0
419	WATER TRANSPORTATION	5	5	0	0	0	0	0	0	0	0
427	AIR TRANSPORTATION	14	10	4	0	0	0	4	0	0	0
448	TELEPHONE (WIRE AND RADIO)	5	5	0	0	0	0	0	0	0	0
449	TELEGRAPH, MISC COMMUN SERV	3	3	0	0	0	0	0	0	0	0
467	ELECTRIC LIGHT AND POWER	14	14	0	0	0	0	0	0	0	0
468	ELECTRIC-GAS UTILITIES	5	0	5	0	0	0	5	0	0	0
477	WATER SUPPLY	5	5	0	0	0	0	0	0	0	0
478	SANITARY SERVICES	28	0	28	0	0	0	28	0	0	0
527	FOOD AND RELATED PROD	5	5	0	0	0	0	0	0	0	0
539	MACHINERY EQUIP, SUPPLIES	11	11	0	0	0	0	0	0	0	0
587	WHOLESALE, NEC	28	28	0	0	0	0	0	0	0	0
609	DEPARTMENT, MAIL ORDER	5	5	0	0	0	0	0	0	0	0
627	MISC MERCHANDISE STORES	8	8	0	0	0	0	0	0	0	0
628	GROCERY STORES	6	6	0	0	0	0	0	0	0	0
669	EATING AND DRINKING PLACES	9	9	0	0	0	0	0	0	0	0
677	DRUG STORES	4	4	0	0	0	0	0	0	0	0
679	FARM, GARDEN SUPPLY STORES	42	42	0	0	0	0	0	0	0	0
689	RETAIL FLORISTS	21	21	0	0	0	0	0	0	0	0
697	MISC RETAIL TRADE STORES	11	5	6	0	0	0	6	0	0	0
707	BANKING	4	4	0	0	0	0	0	0	0	0
717	INSURANCE	22	9	13	0	0	0	13	0	0	0
718	REAL ESTATE, RE LAW INSURANCE	299	228	71	0	0	6	65	0	0	0
728	SERVICES BUILDINGS	21	17	4	0	0	0	4	0	0	0
738	BUSINESS MANAGEMENT SERVICES	5	5	0	0	0	0	0	0	0	0
749	AUTO SERVICES, EXC REPAIR	5	5	0	0	0	0	0	0	0	0
769	PRIVATE HOUSEHOLDS	1430	1430	0	0	0	0	0	0	0	0
777	HOTELS AND MOTELS	85	85	0	0	0	0	0	0	0	0
778	LODGING PLACES, EXC HOTELS	82	82	0	0	0	0	0	0	0	0
798	OTHER PERSONAL SERVICES	6	6	0	0	0	0	0	0	0	0
807	MOTION PICTURES, THEATERS	4	4	0	0	0	0	0	0	0	0
809	MISC ENTERTAINMENT	1106	1013	72	12	0	0	60	10	11	0

SECTION 1.---OCCUPATIONS THAT REQUIRE OR UTILIZE AGRIBUSINESS COMPETENCIES IN ANY INDUSTRY WHERE HIRED*, NORTH CAROLINA

CODE	INDUSTRY	TOTAL ALL CLASSES	PRIVATE	CLASS OF WORKER				UNPAID FAMILY WORKERS
				WAGE AND TOTAL	SALARY WORKER GOVERNMENT FEDERAL	STATE	LOCAL	
				755 GARDENERS AND GROUNDSKEEPERS, EXC. FARM CONTINUED				
828	OFFICES OF PHYSICIANS	18	13	0	0	0	0	5
838	HOSPITALS	114	40	74	9	60	5	0
839	CONVALESCENT INSTITUTIONS	39	23	10	0	10	0	6
848	HEALTH SERVICES, NEC	3	3	0	0	0	0	0
849	LEGAL SERVICES	3	3	0	0	0	0	0
857	ELEMENTARY, SECONDARY	109	25	84	5	22	57	0
858	COLLEGES AND UNIVERSITIES	327	150	177	0	160	17	0
859	LIBRARIES	4	4	0	0	0	0	0
869	MUSEUMS, ART GALLERIES & ZOOS	4	4	0	0	0	0	0
877	RELIGIOUS ORGANIZATIONS	95	95	0	0	0	0	0
879	RESIDENTIAL WELFARE	18	9	9	0	0	9	0
887	NONPROFIT MEMBERSHIP	5	5	0	0	0	0	0
897	MISC PROFESSIONAL SERVICES	10	0	5	0	5	0	5
907	POSTAL SERVICE	6	0	6	6	0	0	0
917	FEDERAL PUBLIC ADMIN	140	0	140	140	0	0	0
927	STATE PUBLIC ADMIN	27	0	27	0	27	0	0
937	LOCAL PUBLIC ADMIN	253	0	253	0	0	253	0
17	AGRICULTURAL PRODUCTION	46735	0	0	0	0	0	46735
18	AGRICULTURAL SERVICES, EXC HORT	45	0	0	0	0	0	45
17	AGRICULTURAL PRODUCTION	1752	1722	22	0	22	0	0
18	AGRICULTURAL SERVICES, EXC HORT	20	12	8	0	8	0	0
17	AGRICULTURAL PRODUCTION	1032	970	62	4	46	12	0
18	AGRICULTURAL SERVICES, EXC HORT	57	41	16	5	11	0	0
17	AGRICULTURAL PRODUCTION	29981	29242	411	72	313	26	263
18	AGRICULTURAL SERVICES, EXC HORT	465	465	0	0	0	0	0
17	AGRICULTURAL PRODUCTION	4422	0	0	0	0	0	6
18	AGRICULTURAL SERVICES, EXC HORT	16	0	0	0	0	0	0
17	AGRICULTURAL PRODUCTION	35	0	0	0	0	0	35
18	AGRICULTURAL SERVICES, EXC HORT	29	0	0	0	0	0	29

* 18 OCCUPATIONS WHICH MAY FALL WITHIN ANYONE OF 201 INDUSTRIES

SECTION 1.--OCCUPATIONS THAT REQUIRE OR UTILIZE AGRIBUSINESS COMPETENCIES IN ANY INDUSTRY WHERE HIRED*, NORTH CAROLINA

CODE	OCCUPATION	TOTAL ALL CLASSES	PRIVATE	CLASS OF WORKER				LOCAL	SELF EMPLOYED	UNPAID FAMILY WORKERS
				WAGE AND TOTAL	SALARY GOVERNMENT FEDERAL	WORKER WORKERS STATE	WORKERS STATE			
SUMMARY ALL INDUSTRIES										
24	FARM MANAGEMENT ADVISORS	321	11	310	55	189	66	0	0	
25	FORESTERS AND CONSERVATIONISTS	1475	383	1073	546	500	27	19	0	
42	AGRICULTURAL SCIENTISTS	367	146	190	70	107	13	31	0	
72	VETERINARIANS	315	38	51	46	5	0	226	0	
150	AGRI., BIOLOGICAL TECH., EXC. HEALTH	413	282	110	61	49	0	11	10	
480	FARM IMPLEMENT REPAIRMEN	856	765	0	0	0	0	86	5	
501	MILLERS; GRAIN, FLOUR, AND FEED	344	301	5	0	5	0	38	0	
631	MEAT CUTTERS AND BUTCHERS, EXC. MFG.	4210	4024	73	30	40	3	113	0	
633	MEAT CUTTERS AND BUTCHERS, MFG.	1601	1560	9	4	0	5	26	6	
740	ANIMAL CARETAKERS, EXCEPT FARM	1048	904	108	12	23	73	21	15	
752	FISHERMEN AND OYSTERMEN	1160	363	0	0	0	0	775	22	
755	GARDENERS AND GROUNDSKEEPERS, EXC. FARM	7452	5329	1260	214	481	565	847	16	
801	FARMERS (OWNERS AND TENANTS)	46780	0	0	0	0	0	46780	0	
802	FARM MANAGERS	1772	1734	30	0	30	0	0	8	
821	FARM FOREMEN	1089	1011	78	9	57	12	0	0	
822	FARM LABORERS, WAGE WORKERS	30446	29707	411	72	313	26	263	65	
823	FARM LABORERS, UNPAID FAMILY WORKERS	4438	0	0	0	0	0	6	4432	
824	FARM SERVICE LABORERS, SELF-EMPLOYED	64	0	0	0	0	0	64	0	
TOTAL 18 OCCUPATIONS		104151	46558	3708	1119	1799	790	49306	4579	

* 18 OCCUPATIONS WHICH MAY FALL WITHIN ANYONE OF 201 INDUSTRIES

SECTION 1.--OCCUPATIONS THAT REQUIRE OR UTILIZE AGRIBUSINESS COMPETENCIES IN ANY INDUSTRY WHERE HIRED*, SOUTH CAROLINA

CODE	INDUSTRY	TOTAL ALL CLASSES	PRIVATE	CLASS OF WORKER			LOCAL	SELF EMPLOYED	UNPAID FAMILY WORKERS
				WAGE AND TOTAL	GOVERNMENT WORKERS				
					FEDERAL	STATE			
				24 FARM MANAGEMENT ADVISORS					
708	CREDIT AGENCIES	18	0	18	18	0	0	0	0
858	COLLEGES AND UNIVERSITIES	110	4	106	19	64	23	0	0
897	MISC PROFESSIONAL SERVICES	4	0	4	0	4	0	0	0
917	FEDERAL PUBLIC ADMIN	8	0	8	8	0	0	0	0
937	LOCAL PUBLIC ADMIN	7	0	7	0	0	7	0	0
				25 FORESTERS AND CONSERVATIONISTS					
17	AGRICULTURAL PRODUCTION	11	0	11	11	0	0	0	0
18	AGRICULTURAL SERVICES, EXC HORT	12	0	12	6	6	0	0	0
27	FORESTRY	643	133	483	125	346	12	27	0
68	GENERAL CONTRACTORS, EXC BLDG	5	0	5	5	0	0	0	0
107	LOGGING	30	0	30	0	0	0	0	0
108	SAWMILL, PLANNING MILL, MILL WK	35	35	0	0	0	0	0	0
317	YARN, FABRIC MILLS	5	5	0	0	0	0	0	0
328	PULP, PAPER, PAPERBOARD MILLS	93	88	5	0	5	0	0	0
337	PAPERBOARD CONTAINERS, BOXES	5	5	0	0	0	0	0	0
347	INDUSTRIAL CHEMICALS	12	12	0	0	0	0	0	0
478	SANITARY SERVICES	26	0	26	0	0	26	0	0
569	LUMBER, CONSTR. MATERIALS	5	5	0	0	0	0	0	0
587	WHOLESALE, NEC	9	9	0	0	0	0	0	0
607	LUMBER, BUILDING MATERIAL	13	13	0	0	0	0	0	0
858	COLLEGES AND UNIVERSITIES	11	0	11	0	11	0	0	0
888	ENG AND ARCH SERVICES	5	5	0	0	0	0	0	0
917	FEDERAL PUBLIC ADMIN	117	0	117	117	0	0	0	0
927	STATE PUBLIC ADMIN	19	0	19	0	19	0	0	0
				42 AGRICULTURAL SCIENTISTS					
17	AGRICULTURAL PRODUCTION	5	0	5	5	0	0	0	0
19	HORTICULTURAL SERVICES	27	3	4	0	4	0	20	0
317	YARN, FABRIC MILLS	10	10	0	0	0	0	0	0
349	SYNTHETIC FIBERS	12	12	0	0	0	0	0	0
528	FARM PROD-RAW MATERIAL	5	5	0	0	0	0	0	0
587	WHOLESALE, NEC	21	21	0	0	0	0	0	0
609	DEPARTMENT, MAIL ORDER	4	4	0	0	0	0	0	0
858	COLLEGES AND UNIVERSITIES	36	0	36	0	36	0	0	0
897	MISC PROFESSIONAL SERVICES	5	5	0	0	0	0	0	0
917	FEDERAL PUBLIC ADMIN	21	0	21	21	0	0	0	0
937	LOCAL PUBLIC ADMIN	5	0	5	0	0	5	0	0
				72 VETERINARIANS					
18	AGRICULTURAL SERVICES, EXC HORT	75	28	0	0	0	0	47	0
828	OFFICES OF PHYSICIANS	5	5	0	0	0	0	0	0

SECTION 1.--OCCUPATIONS THAT REQUIRE OR UTILIZE AGRIBUSINESS COMPETENCIES IN ANY INDUSTRY WHERE HIRED*, SOUTH CAROLINA

CODE	INDUSTRY	TOTAL ALL CLASSES	PRIVATE	CLASS OF WORKER				LOCAL	SELF EMPLOYED	UNPAID FAMILY WORKERS
				WAGE AND TOTAL	SALARY WORKER FEDERAL	GOVERNMENT STATE	WORKERS			
858	COLLEGES AND UNIVERSITIES	16	0	0	16	0	0	0	0	
897	MISC PROFESSIONAL SERVICES	5	0	5	0	0	0	0	0	
917	FEDERAL PUBLIC ADMIN	17	0	17	0	0	0	0	0	
17	AGRICULTURAL PRODUCTION	17	9	0	0	0	0	8	0	
18	AGRICULTURAL SERVICES, EXC HORT	5	5	0	0	0	0	0	0	
268	MEAT PRODUCTS	4	4	0	0	0	0	0	0	
269	DAIRY PRODUCTS	14	14	0	0	0	0	0	0	
279	GRAIN MILL PRODUCTS	5	5	0	0	0	0	0	0	
288	CONFECTIONARY PRODUCTS	7	7	0	0	0	0	0	0	
289	BEVERAGE INDUSTRIES	13	13	0	0	0	0	0	0	
297	MISC FOOD PREPARATION	10	10	0	0	0	0	0	0	
347	INDUSTRIAL CHEMICALS	6	6	0	0	0	0	0	0	
357	DRUGS AND MEDICINES	34	34	0	0	0	0	0	0	
727	ADVERTISING	5	5	0	0	0	0	0	0	
729	COMMERCIAL R AND D	11	11	0	0	0	0	0	0	
838	HOSPITALS	5	0	5	0	0	0	0	0	
848	HEALTH SERVICES, NEC	12	0	12	0	5	6	0	0	
858	COLLEGES AND UNIVERSITIES	21	0	21	0	21	0	0	0	
887	NONPROFIT MEMBERSHIP	5	5	0	0	0	0	0	0	
917	FEDERAL PUBLIC ADMIN	26	0	26	0	0	0	0	0	
927	STATE PUBLIC ADMIN	5	0	5	0	5	0	0	0	
17	AGRICULTURAL PRODUCTION	30	30	0	0	0	0	0	0	
69	SPECIAL TRADE CONTRACTORS	10	10	0	0	0	0	0	0	
317	YARN, FABRIC MILLS	5	5	0	0	0	0	0	0	
328	PULP, PAPER, PAPERBOARD MILLS	6	6	0	0	0	0	0	0	
339	PRINTING, PUBLISHING EXC NEWS	3	3	0	0	0	0	0	0	
507	MOTOR VEHICLES AND EQUIP	6	0	0	0	0	0	6	0	
539	MACHINERY EQUIP, SUPPLIES	104	104	0	0	0	0	0	0	
608	HARDWARE AND FARM EQUIPMENT	145	145	0	0	0	0	0	0	
638	FOOD STORES, NEC	3	3	0	0	0	0	0	0	
729	COMMERCIAL R AND D	7	7	0	0	0	0	0	0	
759	OTHER REPAIR SERVICES	40	35	0	0	0	0	5	0	
278	CANNING AND PRESERVING	5	5	0	0	0	0	0	0	
279	GRAIN MILL PRODUCTS	19	19	0	0	0	0	0	0	
297	MISC FOOD PREPARATION	6	6	0	0	0	0	0	0	

SECTION 1.---OCCUPATIONS THAT REQUIRE OR UTILIZE AGRIBUSINESS COMPETENCIES IN ANY INDUSTRY WHERE HIRED*, SOUTH CAROLINA

CODE	INDUSTRY	TOTAL ALL CLASSES	PRIVATE	CLASS OF WORKER				LOCAL	SELF EMPLOYED	UNPAID FAMILY WORKERS
				WAGE AND SALARY WORKER		GOVERNMENT WORKERS				
				TOTAL	FEDERAL	STATE				
				631 MEAT CUTTERS AND BUTCHERS, EXC. MFG.						
28	FISHERIES	4	4	0	0	0	0	0	0	
418	WAREHOUSING AND STORAGE	8	8	0	0	0	0	0	0	
527	FOOD AND RELATED PROD	131	131	0	0	0	0	25	7	
609	DEPARTMENT, MAIL ORDER	4	4	0	0	0	0	0	0	
618	VENDING MACHINE OPERATORS	6	6	0	0	0	0	0	0	
627	MISC MERCHANDISE STORES	5	5	0	0	0	0	0	0	
628	GROCERY STORES	1687	1613	44	33	6	5	30	0	
638	FOOD STORES, NEC	127	99	15	15	0	0	13	0	
639	MOTOR VEHICLE DEALERS	4	4	0	0	0	0	0	0	
667	HOME FURNISHING STORES	5	5	0	0	0	0	0	0	
669	EATING AND DRINKING PLACES	10	10	0	0	0	0	0	0	
838	HOSPITALS	12	0	12	0	0	12	0	0	
867	EDUCATIONAL SERVICES, NEC	5	0	5	0	0	5	0	0	
917	FEDERAL PUBLIC ADMIN	59	0	59	0	0	0	0	0	
				633 MEAT CUTTERS AND BUTCHERS, MFG.						
167	METAL STAMPING	70	70	0	0	0	0	0	0	
259	MISC MANUFACTURING	9	9	0	0	0	0	0	0	
268	MEAT PRODUCTS	492	476	7	7	0	0	9	0	
278	CANNING AND PRESERVING	136	136	0	0	0	0	0	0	
319	APPAREL AND ACCESSORIES	115	115	0	0	0	0	0	0	
327	MISC FABRICATED PRODUCTS	5	5	0	0	0	0	0	0	
329	MISC PAPER AND PULP PRODUCT	5	5	0	0	0	0	0	0	
				740 ANIMAL CARETAKERS, EXCEPT FARM						
18	AGRICULTURAL SERVICES, EXC HORT	201	180	0	0	0	0	21	0	
28	FISHERIES	6	6	0	0	0	0	0	0	
319	APPAREL AND ACCESSORIES	5	5	0	0	0	0	0	0	
429	TRANSPORTATION SERVICES	6	6	0	0	0	0	0	0	
528	FARM PROD-RAW MATERIAL	9	9	0	0	0	0	0	0	
697	MISC RETAIL TRADE STORES	6	6	0	0	0	0	0	0	
769	PRIVATE HOUSEHOLDS	10	10	0	0	0	0	0	0	
809	MISC ENTERTAINMENT	65	65	0	0	0	0	0	0	
848	HEALTH SERVICES, NEC	10	0	10	0	0	10	0	0	
858	COLLEGES AND UNIVERSITIES	9	4	5	0	0	5	0	0	
869	MUSEUMS, ART GALLERIES, ZOO	6	0	6	0	0	6	0	0	
897	MISC PROFESSIONAL SERVICES	7	7	0	0	0	0	0	0	
937	LOCAL PUBLIC ADMIN	14	0	14	0	0	14	0	0	
				752 FISHERMEN AND OYSTERMEN						
18	AGRICULTURAL SERVICES, EXC HORT	4	4	0	0	0	0	0	0	
28	FISHERIES	284	141	0	0	0	0	143	0	

SECTION 1.--OCCUPATIONS THAT REQUIRE OR UTILIZE AGRIBUSINESS COMPETENCIES IN ANY INDUSTRY WHERE HIRED*, SOUTH CAROLINA

CODE	INDUSTRY	TOTAL ALL CLASSES	PRIVATE	CLASS OF WORKER				LOCAL	SELF EMPLOYED	UNPAID FAMILY WORKERS
				WAGE AND SALARY WORKER		GOVERNMENT WORKERS				
				TOTAL	FEDERAL	STATE				
				752 FISHERMEN AND OYSTERMEN						
128	STRUCTURAL CLAY PROD	5	5	0	0	0	0	0	0	
208	ELECTRICAL MACHINERY, NEC	9	0	0	0	0	0	9	0	
387	MISC PLASTIC PRODUCTS	6	6	0	0	0	0	0	0	
				755 GARDENERS AND GROUNDSKEEPERS, EXC. FARM						
18	AGRICULTURAL SERVICES, EXC HORT	4	4	0	0	0	0	0	0	
19	HORTICULTURAL SERVICES	1314	898	19	0	0	19	383	14	
27	FORESTRY	9	6	3	3	0	0	0	0	
67	GENERAL BUILDING CONTRACTORS	26	26	0	0	0	0	0	0	
68	GENERAL CONTRACTORS, EXC BLDG	72	37	26	0	26	0	9	0	
69	SPECIAL TRADE CONTRACTORS	11	11	0	0	0	0	0	0	
107	LOGGING	20	20	0	0	0	0	0	0	
108	SAWMILL, PLANING MILL, MILL WK	8	8	0	0	0	0	0	0	
118	FURNITURE AND FIXTURES	4	4	0	0	0	0	0	0	
158	FABRICATED METAL PROD	5	5	0	0	0	0	0	0	
197	MACHINERY, NEC	9	9	0	0	0	0	0	0	
208	ELECTRICAL MACHINERY, NEC	5	5	0	0	0	0	0	0	
237	MOBILE DWELLING	5	5	0	0	0	0	0	0	
259	MISC MANUFACTURING	4	4	0	0	0	0	0	0	
289	BEVERAGE INDUSTRIES	5	5	0	0	0	0	0	0	
308	DYEING, FINISHING TEXTILES	6	6	0	0	0	0	0	0	
317	YARN, FABRIC MILLS	94	94	0	0	0	0	0	0	
318	MISC TEXTILE MILL PRODUCTS	6	6	0	0	0	0	0	0	
328	PULP, PAPER, PAPERBOARD MILLS	16	16	0	0	0	0	0	0	
329	MISC PAPER AND PULP PRODUCT	15	15	0	0	0	0	0	0	
339	PRINTING, PUBLISHING EXC NEWS	5	5	0	0	0	0	0	0	
347	INDUSTRIAL CHEMICALS	3	3	0	0	0	0	0	0	
349	SYNTHETIC FIBERS	15	15	0	0	0	0	0	0	
357	DRUGS AND MEDICINES	12	12	0	0	0	0	0	0	
387	MISC PLASTIC PRODUCTS	15	15	0	0	0	0	0	0	
417	TRUCKING SERVICE	10	10	0	0	0	0	0	0	
418	WAREHOUSING AND STORAGE	6	0	6	0	6	0	0	0	
427	AIR TRANSPORTATION	7	7	0	0	0	0	0	0	
448	TELEPHONE (WIRE AND RADIO)	15	15	0	0	0	0	0	0	
467	ELECTRIC LIGHT AND POWER	15	15	0	0	0	0	0	0	
468	ELECTRIC-GAS UTILITIES	6	0	6	0	0	6	0	0	
477	WATER SUPPLY	13	8	5	0	0	5	0	0	
478	SANITARY SERVICES	10	0	10	0	0	10	0	0	
508	DRUGS, CHEMICALS, ALLIED PROD	4	4	0	0	0	0	0	0	
559	SCRAP AND WASTE MATERIAL	9	9	0	0	0	0	0	0	
607	LUMBER, BUILDING MATERIAL	4	4	0	0	0	0	0	0	

SECTION 1.--OCCUPATIONS THAT REQUIRE OR UTILIZE AGRIBUSINESS COMPETENCIES IN ANY INDUSTRY WHERE HIRED*, SOUTH CAROLINA

CODE	INDUSTRY	TOTAL ALL CLASSES	PRIVATE	CLASS OF WORKER				LOCAL	SELF EMPLOYED	UNPAID FAMILY WORKERS
				WAGE AND TOTAL	SALARY WORKER		STATE			
					FEDERAL	GOVERNMENT				
	755 GARDENERS AND GROUNDSKEEPERS, EXC. FARM CONTINUED									
608	HARDWARE AND FARM EQUIPMENT	5	5	0	0	0	0	0	0	
628	GROCERY STORES	4	4	0	0	0	0	0	0	
639	MOTOR VEHICLE DEALERS	5	5	0	0	0	0	0	0	
649	MISC VEHICLE DEALERS	9	9	0	0	0	0	0	0	
669	EATING AND DRINKING PLACES	5	5	0	0	0	0	0	0	
679	FARM, GARDEN SUPPLY STORES	28	18	0	0	0	0	10	0	
688	FUEL AND ICE DEALERS	6	6	0	0	0	0	0	0	
707	BANKING	7	7	0	0	0	0	0	0	
717	INSURANCE	6	6	0	0	0	0	0	0	
718	REAL ESTATE, RE LAW INSURANCE	180	142	38	6	0	0	32	0	
728	SERVICES BUILDINGS	11	11	0	0	0	0	0	0	
748	OTHER MISC BUSINESS SERVICES	7	7	0	0	0	0	0	0	
769	PRIVATE HOUSEHOLDS	1097	1085	0	0	0	0	0	12	
777	HOTELS AND MOTELS	84	84	0	0	0	0	0	0	
778	LODGING PLACES, EXC HOTELS	57	43	0	0	0	0	0	9	
798	OTHER PERSONAL SERVICES	7	7	0	0	0	0	0	0	
807	MOTION PICTURES, THEATERS	4	4	0	0	0	0	0	0	
809	MISC ENTERTAINMENT	542	495	47	4	0	0	43	0	
838	HOSPITALS	36	20	16	9	3	3	4	0	
839	CONVALESCENT INSTITUTIONS	18	6	12	0	0	7	5	0	
857	ELEMENTARY, SECONDARY	39	9	30	0	0	10	20	0	
858	COLLEGES AND UNIVERSITIES	166	76	90	0	0	72	18	0	
867	EDUCATIONAL SERVICES, NEC	14	14	0	0	0	0	0	0	
869	MUSEUMS, ART GALLERIES, ZOOS	10	6	4	0	0	0	4	0	
877	RELIGIOUS ORGANIZATIONS	29	29	0	0	0	0	0	0	
878	WELFARE SERVICES	14	9	5	0	0	0	5	0	
888	ENG AND ARCH SERVICES	6	6	0	0	0	0	0	0	
907	POSTAL SERVICE	9	0	9	9	0	0	0	0	
917	FEDERAL PUBLIC ADMIN	48	0	48	48	0	0	0	0	
927	STATE PUBLIC ADMIN	41	0	41	0	0	41	0	0	
937	LOCAL PUBLIC ADMIN	85	0	85	0	0	0	85	0	
	801 FARMERS (OWNERS AND TENANTS)	12016	0	0	0	0	0	0	12016	
	17 AGRICULTURAL PRODUCTION	27	0	0	0	0	0	0	27	
	18 AGRICULTURAL SERVICES, EXC HORT									
	802 FARM MANAGERS	602	580	22	0	0	18	4	0	
	17 AGRICULTURAL PRODUCTION	16	16	0	0	0	0	0	0	
	18 AGRICULTURAL SERVICES, EXC HORT									
	821 FARM FOREMEN	699	669	30	15	7	8	0	0	
	17 AGRICULTURAL PRODUCTION									

SECTION 1.--OCCUPATIONS THAT REQUIRE OR UTILIZE AGRIBUSINESS COMPETENCIES IN ANY INDUSTRY WHERE HIRED*, SOUTH CAROLINA

CODE	INDUSTRY	TOTAL ALL CLASSES	PRIVATE	CLASS OF WORKER				SELF EMPLOYED	UNPAID FAMILY WORKERS
				WAGE AND SALARY WORKER		GOVERNMENT WORKERS			
				TOTAL	FEDERAL	STATE	LOCAL		
18	AGRICULTURAL SERVICES, EXC HORT	10	10	0	0	0	0	0	
				821 FARM FOREMEN CONTINUED					
17	AGRICULTURAL PRODUCTION	16007	15752	157	43	86	28	84	
18	AGRICULTURAL SERVICES, EXC HORT	237	222	15	0	15	0	0	
				822 FARM LABORERS, WAGE WORKERS					
17	AGRICULTURAL PRODUCTION	1134	0	0	0	0	0	5	
				823 FARM LABORERS, UNPAID FAMILY WORKERS					
17	AGRICULTURAL PRODUCTION	14	0	0	0	0	0	14	
18	AGRICULTURAL SERVICES, EXC HORT	19	0	0	0	0	0	19	
				824 FARM SERVICE LABORERS, SELF-EMPLOYED					

* 18 OCCUPATIONS WHICH MAY FALL WITHIN ANYONE OF 201 INDUSTRIES

SECTION 1.--OCCUPATIONS THAT REQUIRE OR UTILIZE AGRIBUSINESS COMPETENCIES IN ANY INDUSTRY WHERE HIRED*, SOUTH CAROLINA

CODE	OCCUPATION	TOTAL ALL CLASSES	PRIVATE	CLASS OF WORKER				LOCAL	SELF EMPLOYED	UNPAID FAMILY WORKERS
				WAGE AND TOTAL	GOVERNMENT FEDERAL	WORKERS STATE				
SUMMARY ALL INDUSTRIES										
24	FARM MANAGEMENT ADVISORS	147	4	143	45	68	30	0	0	
25	FORESTERS AND CONSERVATIONISTS	1056	340	689	264	387	38	27	0	
42	AGRICULTURAL SCIENTISTS	151	60	71	26	40	5	20	0	
72	VETERINARIANS	118	33	38	22	16	0	47	0	
150	AGRI., BIOLOGICAL TECH., EXC. HEALTH	205	128	69	26	37	6	8	0	
480	FARM IMPLEMENT REPAIRMEN	359	348	0	0	0	0	11	0	
501	MILLERS; GRAIN, FLOUR, AND FEED	30	30	0	0	0	0	0	0	
631	MEAT CUTTERS AND BUTCHERS, EXC. MFG.	2099	1889	135	107	23	5	68	7	
633	MEAT CUTTERS AND BUTCHERS, MFG.	832	816	7	7	0	0	9	0	
740	ANIMAL CARETAKERS, EXCEPT FARM	354	298	35	0	6	29	21	0	
752	FISHERMEN AND OYSTERMEN	308	156	0	0	0	0	152	0	
755	GARDENERS AND GROUNDSKEEPERS, EXC. FARM	308	156	0	0	0	0	411	31	
801	FARMERS (OWNERS AND TENANTS)	12043	3424	500	79	165	256	12043	0	
802	FARM MANAGERS	618	0	0	0	0	0	0	0	
821	FARM FOREMEN	709	596	22	0	18	4	0	0	
822	FARM LABORERS, WAGE WORKERS	16244	679	30	15	7	8	0	0	
823	FARM LABORERS, UNPAID FAMILY WORKERS	1134	15974	172	43	101	28	84	14	
824	FARM SERVICE LABORERS, SELF-EMPLOYED	33	0	0	0	0	0	5	1129	
TOTAL 18 OCCUPATIONS		40806	24775	1911	634	868	409	12939	1181	

* 18 OCCUPATIONS WHICH MAY FALL WITHIN ANYONE OF 201 INDUSTRIES

SECTION 1.---OCCUPATIONS THAT REQUIRE OR UTILIZE AGRIBUSINESS COMPETENCIES IN ANY INDUSTRY WHERE HIRED*, TENNESSEE

CODE	INDUSTRY	TOTAL ALL CLASSES	PRIVATE	CLASS OF WORKER			LOCAL	SELF EMPLOYED	UNPAID FAMILY WORKERS
				WAGE AND SALARY WORKER GOVERNMENT WORKERS		STATE			
				TOTAL	FEDERAL				
17	AGRICULTURAL PRODUCTION	5	0	0	0	5	0	0	
18	AGRICULTURAL SERVICES, EXC HORT	10	0	0	0	5	5	0	
708	CREDIT AGENCIES	11	0	11	0	0	0	0	
858	COLLEGES AND UNIVERSITIES	261	15	64	130	52	0	0	
867	EDUCATIONAL SERVICES, NEC	11	0	11	0	6	0	0	
917	FEDERAL PUBLIC ADMIN	7	0	7	0	0	0	0	
937	LOCAL PUBLIC ADMIN	6	0	6	0	6	0	0	
24 FARM MANAGEMENT ADVISORS									
795	FORESTRY	103	103	154	515	19	4	0	
28	FISHERIES	4	0	4	0	0	0	0	
68	GENERAL CONTRACTORS, EXC BLDG	21	0	14	7	0	0	0	
107	LOGGING	22	9	0	0	0	13	0	
108	SAMMILL, PLANNG MILL, MILL WK	5	5	0	0	0	0	0	
328	PULP, PAPER, PAPRBOARD MILLS	16	16	0	0	0	0	0	
407	RAILROADS, RAILWAY EXPRESS	6	6	0	0	0	0	0	
467	ELECTRIC LIGHT AND POWER	4	0	4	0	0	0	0	
718	REAL ESTATE, RE LAW INSURANCE	5	5	0	0	0	0	0	
729	COMMERCIAL R AND D	6	6	0	0	0	0	0	
778	LODGING PLACES, EXC HOTELS	5	5	0	0	0	0	0	
848	HEALTH SERVICES, NEC	19	0	19	0	0	0	0	
858	COLLEGES AND UNIVERSITIES	19	9	10	10	14	0	0	
897	MISC PROFESSIONAL SERVICES	5	0	5	0	0	0	0	
917	FEDERAL PUBLIC ADMIN	153	0	153	0	0	0	0	
927	STATE PUBLIC ADMIN	61	0	61	0	61	0	0	
937	LOCAL PUBLIC ADMIN	6	0	6	0	6	0	0	
25 FORESTERS AND CONSERVATIONISTS									
42 AGRICULTURAL SCIENTISTS									
17	AGRICULTURAL PRODUCTION	3	0	3	0	0	0	0	
19	HORTICULTURAL SERVICES	12	6	0	0	0	6	0	
27	FORESTRY	4	0	4	0	0	0	0	
187	METALWORKING MACHINERY	6	6	0	0	0	0	0	
269	DAIRY PRODUCTS	4	4	0	0	0	0	0	
347	INDUSTRIAL CHEMICALS	6	6	0	0	0	0	0	
467	ELECTRIC LIGHT AND POWER	6	0	6	0	0	0	0	
528	FARM PROD-RAW MATERIAL	5	5	0	0	0	0	0	
587	WHOLESALE, NEC	10	10	0	0	0	0	0	
729	COMMERCIAL R AND D	4	4	0	0	0	0	0	
839	CONVALESCENT INSTITUTIONS	5	5	0	0	0	0	0	
858	COLLEGES AND UNIVERSITIES	50	5	0	45	0	0	0	
878	WELFARE SERVICES	7	7	0	0	0	0	0	
917	FEDERAL PUBLIC ADMIN	18	0	18	0	0	0	0	

SECTION 1.---OCCUPATIONS THAT REQUIRE OR UTILIZE AGRIBUSINESS COMPETENCIES IN ANY INDUSTRY WHERE HIRED*, TENNESSEE

CODE	INDUSTRY	TOTAL ALL CLASSES	PRIVATE	CLASS OF WORKER				LOCAL	SELF EMPLOYED	UNPAID FAMILY WORKERS
				WAGE AND SALARY WORKER		GOVERNMENT WORKERS				
				TOTAL	FEDERAL	STATE	EXC.			
927	STATE PUBLIC ADMIN	17	0	0	0	17	0	0	0	
				42 AGRICULTURAL SCIENTISTS CONTINUED						
18	AGRICULTURAL SERVICES, EXC HORT	237	62	3	6	0	0	166	0	
838	HOSPITALS	5	0	0	0	0	0	5	0	
917	FEDERAL PUBLIC ADMIN	11	0	11	0	0	0	0	0	
927	STATE PUBLIC ADMIN	10	0	0	10	0	0	0	0	
				72 VETERINARIANS						
17	AGRICULTURAL PRODUCTION	10	6	0	0	0	4	0	0	
18	AGRICULTURAL SERVICES, EXC HORT	21	4	0	0	0	0	17	0	
68	GENERAL CONTRACTORS, EXC BLDG	12	0	0	12	0	0	0	0	
268	MEAT PRODUCTS	15	15	0	0	0	0	0	0	
269	DAIRY PRODUCTS	67	62	5	0	0	0	0	0	
278	CANNING AND PRESFRVING	18	18	0	0	0	0	0	0	
279	GRAIN MILL PRODUCTS	10	10	0	0	0	0	0	0	
287	BAKERY PRODUCTS	5	5	0	0	0	0	0	0	
297	MISC FOOD PREPARATION	43	43	0	0	0	0	0	0	
328	PULP, PAPER, PAPERBOARD MILLS	5	5	0	0	0	0	0	0	
347	INDUSTRIAL CHEMICALS	16	16	0	0	0	0	0	0	
357	DRUGS AND MEDICINES	49	49	0	0	0	0	0	0	
379	RUBBER PRODUCTS	5	5	0	0	0	0	0	0	
528	FARM PROD-RAW MATERIAL	4	4	0	0	0	0	0	0	
587	WHOLESALE, NEC	5	5	0	0	0	0	0	0	
729	COMMERCIAL R AND D	41	35	6	0	0	0	0	0	
838	HOSPITALS	15	10	5	0	0	0	0	0	
858	COLLEGES AND UNIVERSITIES	37	10	7	20	0	0	0	0	
887	NONPROFIT MEMBERSHIP	10	10	0	0	0	0	0	0	
897	MISC PROFESSIONAL SERVICES	4	0	4	0	4	0	0	0	
917	FEDERAL PUBLIC ADMIN	25	0	25	0	0	0	0	0	
937	LOCAL PUBLIC ADMIN	8	0	0	0	0	8	0	0	
				150 AGRI., BIOLOGICAL TECH., EXC. HEALTH						
				480 FARM IMPLEMENT REPAIRMEN						
18	AGRICULTURAL SERVICES, EXC HORT	5	5	0	0	0	0	0	0	
67	GENERAL BUILDING CONTRACTORS	7	7	0	0	0	0	0	0	
168	MISC FABRICATED METAL PROD	5	5	0	0	0	0	0	0	
208	ELECTRICAL MACHINERY, NEC	5	5	0	0	0	0	0	0	
287	BAKERY PRODUCTS	5	5	0	0	0	0	0	0	
307	KNITTING MILLS	5	5	0	0	0	0	0	0	
347	INDUSTRIAL CHEMICALS	6	0	6	0	0	0	0	0	
387	MISC PLASTIC PRODUCTS	10	10	0	0	0	0	0	0	

147 INDUSTRIAL PRODUCTS
147 MISC PLASTIC PRODUCTS

SECTION 1.--OCCUPATIONS THAT REQUIRE OR UTILIZE AGRIBUSINESS COMPETENCIES IN ANY INDUSTRY WHERE HIRED*, TENNESSEE

CODE	INDUSTRY	TOTAL ALL CLASSES	PRIVATE	CLASS OF WORKER			LOCAL	SELF EMPLOYED	UNPAID FAMILY WORKERS
				WAGE AND TOTAL	FEDERAL	STATE			
				480 FARM IMPLEMENT REPAIRMEN CONTINUED					
507	MOTOR VEHICLES AND EQUIP	8	8	0	0	0	0	0	0
539	MACHINERY EQUIP, SUPPLIES	180	180	0	0	0	0	0	0
587	WHOLESALE, NEC	5	5	0	0	0	0	0	0
607	LUMBER, BUILDING MATERIAL	6	6	0	0	0	0	0	0
608	HARDWARE AND FARM EQUIPMENT	220	220	0	0	0	0	0	0
679	FARM, GARDEN SUPPLY STORES	11	11	0	0	0	0	0	0
759	OTHER REPAIR SERVICES	93	50	0	0	0	43	0	0
769	PRIVATE HOUSEHOLDS	5	5	0	0	0	0	0	0
857	ELEMENTARY, SECONDARY	3	0	3	0	0	0	0	0
917	FEDERAL PUBLIC ADMIN	5	0	5	0	0	0	0	0
				501 MILLERS; GRAIN, FLOUR, AND FEED					
147	OTHER PRIMARY STEEL	3	3	0	0	0	0	0	0
279	GRAIN MILL PRODUCTS	244	209	0	0	0	0	35	0
289	BEVERAGE INDUSTRIES	8	8	0	0	0	0	0	0
				631 MEAT CUTTERS AND BUTCHERS, EXC. MFG.					
17	AGRICULTURAL PRODUCTION	11	11	0	0	0	0	0	0
28	FISHERIES	6	6	0	0	0	0	0	0
68	GENERAL CONTRACTORS, EXC BLDG	7	0	7	0	0	0	0	0
418	WAREHOUSING AND STORAGE	18	18	0	0	0	0	0	0
527	FOOD AND RELATED PROD	265	265	0	0	0	0	0	0
627	MISC MERCHANDISE STORES	5	5	0	0	0	0	0	0
628	GROCERY STORES	2600	2541	13	13	0	0	37	9
638	FOOD STORES, NEC	161	118	0	0	0	0	38	5
648	GASOLINE SERVICE STATIONS	6	6	0	0	0	0	0	0
657	APPAREL, ACCESSORIES STORES	4	4	0	0	0	0	0	0
669	EATING AND DRINKING PLACES	47	47	0	0	0	0	0	0
779	LAUNDRY, CLEANING	8	8	0	0	0	0	0	0
838	HOSPITALS	4	0	4	0	0	0	0	0
858	COLLEGES AND UNIVERSITIES	10	10	0	0	0	0	0	0
879	RESIDENTIAL WELFARE	9	0	9	0	0	0	0	0
907	POSTAL SERVICE	4	0	4	0	0	0	0	0
917	FEDERAL PUBLIC ADMIN	24	0	24	24	0	0	0	0
937	LOCAL PUBLIC ADMIN	4	0	4	0	0	4	0	0
				633 MEAT CUTTERS AND BUTCHERS, MFG.					
208	ELECTRICAL MACHINERY, NEC	6	6	0	0	0	0	0	0
259	MISC MANUFACTURING	10	10	0	0	0	0	0	0
268	MEAT PRODUCTS	1357	1290	32	19	4	9	26	9
269	DAIRY PRODUCTS	10	10	0	0	0	0	0	0

SECTION 1.--OCCUPATIONS THAT REQUIRE OR UTILIZE AGRIBUSINESS COMPETENCIES IN ANY INDUSTRY WHERE HIRED*, TENNESSEE

CODE	INDUSTRY	TOTAL ALL CLASSES	PRIVATE	CLASS OF WORKER				LOCAL	SELF EMPLOYED	UNPAID FAMILY WORKERS
				WAGE AND TOTAL	SALARY WORKER GOVERNMENT	FEDERAL	STATE			
				633 MEAT CUTTERS AND BUTCHERS, MFG. CONTINUED						
278	CANNING AND PRESERVING	48	48	0	0	0	0	0	0	
287	BAKERY PRODUCTS	6	6	0	0	0	0	0	0	
297	MISC FOOD PREPARATION	9	9	0	0	0	0	0	0	
307	KNITTING MILLS	12	12	0	0	0	0	0	0	
318	MISC TEXTILE MILL PRODUCTS	9	9	0	0	0	0	0	0	
319	APPAREL AND ACCESSORIES	116	116	0	0	0	0	0	0	
389	FOOTWEAR, EXCEPT RUBBER	6	6	0	0	0	0	0	0	
				740 ANIMAL CARETAKERS, EXCEPT FARM						
18	AGRICULTURAL SERVICES, EXC HORT	382	329	0	0	0	0	53	0	
28	FISHERIES	4	0	4	4	0	0	0	0	
127	CEMENT, CONCRETE, PLASTER	5	5	0	0	0	0	0	0	
347	INDUSTRIAL CHEMICALS	11	11	0	0	0	0	0	0	
357	DRUGS AND MEDICINES	3	3	0	0	0	0	0	0	
429	TRANSPORTATION SERVICES	11	11	0	0	0	0	0	0	
527	FOOD AND RELATED PROD	5	5	0	0	0	0	0	0	
528	FARM PROD-RAW MATERIAL	43	43	0	0	0	0	0	0	
638	FOOD STORES, NEC	3	3	0	0	0	0	0	0	
679	FARM, GARDEN SUPPLY STORES	6	6	0	0	0	0	0	0	
697	MISC RETAIL TRADE STORES	12	12	0	0	0	0	0	0	
729	COMMERCIAL R AND D	5	0	5	5	0	0	0	0	
809	MISC ENTERTAINMENT	20	14	6	6	0	0	0	0	
838	HOSPITALS	10	0	10	0	0	5	0	0	
848	HEALTH SERVICES, NEC	6	0	6	0	0	6	0	0	
858	COLLEGES AND UNIVERSITIES	69	28	41	0	0	37	0	0	
869	MUSEUMS, ART GALLERIES, ZOO	15	0	15	0	0	0	0	0	
917	FEDERAL PUBLIC ADMIN	5	0	5	5	0	0	0	0	
927	STATE PUBLIC ADMIN	5	0	5	0	0	5	0	0	
937	LOCAL PUBLIC ADMIN	36	0	36	0	0	0	0	0	
				752 FISHERMEN AND OYSTERMEN						
28	FISHERIES	137	49	0	0	0	0	88	0	
118	FURNITURE AND FIXTURES	5	5	0	0	0	0	0	0	
328	PULP, PAPER, PAPERBOARD MILLS	5	5	0	0	0	0	0	0	
418	WAREHOUSING AND STORAGE	4	0	0	0	0	0	4	0	
				755 GARDENERS AND GROUNDSKEEPERS, EXC. FARM						
18	AGRICULTURAL SERVICES, EXC HORT	22	16	0	0	0	0	6	0	
19	HORTICULTURAL SERVICES	1510	926	24	0	4	20	551	9	
27	FORESTRY	13	5	8	8	0	0	0	0	
67	GENERAL BUILDING CONTRACTORS	33	33	0	0	0	0	0	0	

SECTION 1.--OCCUPATIONS THAT REQUIRE OR UTILIZE AGRIBUSINESS COMPETENCIES IN ANY INDUSTRY WHERE HIRED*, TENNESSEE

CODE	INDUSTRY	TOTAL ALL CLASSES	PRIVATE	CLASS OF WORKER				LOCAL	SELF EMPLOYED	UNPAID FAMILY WORKERS
				WAGE AND SALARY WORKER		GOVERNMENT WORKERS				
				TOTAL	FEDERAL	STATE	STATE			
755 GARDENERS AND GROUNDSKEEPERS, EXC. FARM										
CONTINUED										
68	GENERAL CONTRACTORS, EXC BLDG	130	41	89	44	40	5	0	0	
69	SPECIAL TRADE CONTRACTORS	4	0	0	0	0	0	4	0	
108	SAWMILL, PLANING MILL, MILL WK	4	4	0	0	0	0	0	0	
118	FURNITURE AND FIXTURES	11	11	0	0	0	0	0	0	
148	PRIMARY ALUMINUM IND	4	4	0	0	0	0	0	0	
149	OTHER PRIMARY NONFERROUS	5	5	0	0	0	0	0	0	
158	FABRICATED METAL PROD	6	6	0	0	0	0	0	0	
168	MISC FABRICATED METAL PROD	5	5	0	0	0	0	0	0	
178	FARM MACHINERY, FGUP	4	4	0	0	0	0	0	0	
197	MACHINERY, NEC	13	13	0	0	0	0	0	0	
208	ELECTRICAL MACHINERY, NEC	5	5	0	0	0	0	0	0	
258	ORDNANCE	21	21	0	0	0	0	0	0	
268	MEAT PRODUCTS	6	6	0	0	0	0	0	0	
289	BEVERAGE INDUSTRIES	5	5	0	0	0	0	0	0	
299	TOBACCO MANUFACTURING	4	4	0	0	0	0	0	0	
307	KNITTING MILLS	13	13	0	0	0	0	0	0	
317	YARN, FABRIC MILLS	8	8	0	0	0	0	0	0	
319	APPAREL AND ACCESSORIES	14	14	0	0	0	0	0	0	
328	PULP, PAPER, PAPERBOARD MILLS	12	12	0	0	0	0	0	0	
338	NEWSPAPER PUBLISHING, PRINTING	6	6	0	0	0	0	0	0	
347	INDUSTRIAL CHEMICALS	43	21	22	22	0	0	0	0	
349	SYNTHETIC FIBERS	7	7	0	0	0	0	0	0	
389	FOOTWEAR, EXCEPT RUBBER	5	5	0	0	0	0	0	0	
407	RAILROADS, RAILWAY EXPRESS	11	6	5	5	0	0	0	0	
417	TRUCKING SERVICE	13	13	0	0	0	0	0	0	
418	WAREHOUSING AND STORAGE	4	4	0	0	0	4	0	0	
427	AIR TRANSPORTATION	6	0	6	0	0	6	0	0	
429	TRANSPORTATION SERVICES	5	5	0	0	0	0	0	0	
447	RADIO BROADCASTING, TV	5	5	0	0	0	0	0	0	
448	TELEPHONE (WIRE AND RADIO)	13	13	0	0	0	0	0	0	
467	ELECTRIC LIGHT AND POWER	48	22	26	21	5	0	0	0	
468	ELECTRIC-GAS UTILITIES	15	10	5	0	0	5	0	0	
469	GAS, STEAM SUPPLY SYSTEMS	3	3	0	0	0	0	0	0	
478	SANITARY SERVICES	31	0	31	0	5	26	0	0	
479	OTHER UTILITIES, NEC	4	0	4	0	0	4	0	0	
539	MACHINERY EQUIP, SUPPLIES	6	6	0	0	0	0	0	0	
587	WHOLESALE, NEC	19	19	0	0	0	0	0	0	
607	LUMBER, BUILDING MATERIAL	5	5	0	0	0	0	0	0	
609	DEPARTMENT, MAIL ORDER	5	5	0	0	0	0	0	0	
638	FOOD STORES, NEC	6	6	0	0	0	0	0	0	
639	MOTOR VEHICLE DEALERS	3	3	0	0	0	0	0	0	

SECTION 1.---OCCUPATIONS THAT REQUIRE OR UTILIZE AGRIBUSINESS COMPETENCIES IN ANY INDUSTRY WHERE HIRED*, TENNESSEE

CODE	INDUSTRY	TOTAL ALL CLASSES	PRIVATE	WAGE AND TOTAL	CLASS OF WORKER			LOCAL	SELF EMPLOYED	UNPAID FAMILY WORKERS
					GOVERNMENT FEDERAL	WORKER STATE	AND SALARY WORKER			
					755 GARDENERS AND GROUNDSKEEPERS, EXC. FARM CONTINUED					
679	FARM, GARDEN SUPPLY STORES	9	5	0	0	0	0	0	4	0
689	RETAIL FLORISTS	29	29	0	0	0	0	0	0	0
697	MISC RETAIL TRADE STORES	4	4	0	0	0	0	0	0	0
717	INSURANCE	5	5	0	0	0	0	0	0	0
718	REAL ESTATE, RE LAW INSURANCE	424	362	57	16	7	34	5	0	0
727	ADVERTISING	5	5	0	0	0	0	0	0	0
728	SERVICES BUILDINGS	11	11	0	0	0	0	0	0	0
757	AUTO REPAIR	4	4	0	0	0	0	0	0	0
769	PRIVATE HOUSEHOLDS	936	919	0	0	0	0	0	0	17
777	HOTELS AND MOTELS	40	34	6	6	0	0	0	0	0
778	LODGING PLACES, EXC HOTELS	18	18	0	0	0	0	0	0	0
798	OTHER PERSONAL SERVICES	10	10	0	0	0	0	0	0	0
807	MOTION PICTURES, THEATERS	5	0	5	0	5	0	0	0	0
809	MISC ENTERTAINMENT	582	483	99	5	9	85	0	0	0
828	OFFICES OF PHYSICIANS	6	6	0	0	0	0	0	0	0
838	HOSPITALS	44	23	21	0	14	7	0	0	0
839	CONVALESCENT INSTITUTIONS	12	6	6	0	0	6	0	0	0
857	ELEMENTARY, SECONDARY	42	6	36	5	0	31	0	0	0
858	COLLEGES AND UNIVERSITIES	220	115	99	4	91	4	6	0	0
867	EDUCATIONAL SERVICES, NEC	10	0	10	0	10	0	0	0	0
869	MUSEUMS, ART GALLERIES, ZOO	10	10	0	0	0	0	0	0	0
877	RELIGIOUS ORGANIZATIONS	32	32	0	0	0	0	0	0	0
887	NONPROFIT MEMBERSHIP	14	14	0	0	0	0	0	0	0
907	POSTAL SERVICE	9	0	9	9	0	0	0	0	0
917	FEDERAL PUBLIC ADMIN	49	0	49	49	0	0	0	0	0
927	STATE PUBLIC ADMIN	117	0	117	0	117	0	0	0	0
937	LOCAL PUBLIC ADMIN	207	0	207	0	-0	207	0	0	0
		31778	0	0	0	0	0	31778	0	0
		62	0	0	0	0	0	62	0	0
17	AGRICULTURAL PRODUCTION	1057	1025	32	0	32	0	0	0	0
18	AGRICULTURAL SERVICES, EXC HORT	23	23	0	0	0	0	0	0	0
		352	308	44	11	14	19	0	0	0
		4	0	4	0	4	0	0	0	0
17	AGRICULTURAL PRODUCTION	15621	15020	416	98	217	101.	174	0	0
18	AGRICULTURAL SERVICES, EXC HORT									

SECTION 1.--OCCUPATIONS THAT REQUIRE OR UTILIZE AGRIBUSINESS COMPETENCIES IN ANY INDUSTRY WHERE HIRED*, TENNESSEE

CODE	INDUSTRY	TOTAL ALL CLASSES	PRIVATE	CLASS OF WORKER				LOCAL	SELF EMPLOYED	UNPAID FAMILY WORKERS
				WAGE AND SALARY WORKER GOVERNMENT WORKERS		WAGE WORKERS				
				TOTAL	FEDERAL	STATE	LOCAL			
18	AGRICULTURAL SERVICES, EXC HORT	293	282	0	11	0	0	0	0	
				822 FARM LABORERS, WAGE WORKERS CONTINUED						
17	AGRICULTURAL PRODUCTION	1294	0	0	0	0	0	6	1288	
18	AGRICULTURAL SERVICES, EXC HORT	13	0	0	0	0	0	0	13	
				823 FARM LABORERS, UNPAID FAMILY WORKERS						
17	AGRICULTURAL PRODUCTION	29	0	0	0	0	0	29	0	
18	AGRICULTURAL SERVICES, EXC HORT	27	0	0	0	0	0	27	0	
				824 FARM SERVICE LABORERS, SELF-EMPLOYED						

* 18 OCCUPATIONS WHICH MAY FALL WITHIN ANYONE OF 201 INDUSTRIES

SECTION 1.--OCCUPATIONS THAT REQUIRE OR UTILIZE AGRIBUSINESS COMPETENCIES IN ANY INDUSTRY WHERE HIRED*, TENNESSEE

CODE	OCCUPATION	TOTAL ALL CLASSES		CLASS OF WORKER			LOCAL	SELF EMPLOYED	UNPAID FAMILY WORKERS
		PRIVATE	WAGE AND TOTAL	FEDERAL	STATE	STATE			
SUMMARY ALL INDUSTRIES									
24	FARM MANAGEMENT ADVISORS	311	291	82	135	74	5	0	
25	FORESTERS AND CONSERVATIONISTS	1152	971	334	598	39	17	0	
42	AGRICULTURAL SCIENTISTS	157	93	31	62	0	6	0	
72	VETERINARIANS	263	30	14	16	0	171	0	
150	AGRI., BIOLOGICAL TECH., EXC. HEALTH	425	96	48	36	12	17	0	
480	FARM IMPLEMENT REPAIRMEN	584	14	11	0	3	43	0	
501	MILLERS; GRAIN, FLOUR, AND FEED	255	0	0	0	0	35	0	
631	MEAT CUTTERS AND BUTCHERS, EXC. MFG.	3193	65	61	0	4	75	14	
633	MEAT CUTTERS AND BUTCHERS, MFG.	1589	32	19	4	9	26	9	
740	ANIMAL CARETAKERS, EXCEPT FARM	656	133	20	47	66	53	0	
752	FISHERMEN AND OYSTERMEN	151	0	0	0	0	92	0	
755	GARDENERS AND GROUNDSKEEPERS, EXC. FARM	4969	945	194	307	444	576	26	
801	FARMERS (OWNERS AND TENANTS)	31840	0	0	0	0	31840	0	
802	FARM MANAGERS	1080	32	0	32	0	0	0	
821	FARM FOREMEN	356	48	11	18	19	0	0	
822	FARM LABORERS, WAGE WORKERS	15914	427	98	228	101	174	11	
823	FARM LABORERS, UNPAID FAMILY WORKERS	1307	0	0	0	0	6	1301	
824	FARM SERVICE LABORERS, SELF-EMPLOYED	56	0	0	0	0	56	0	
TOTAL 18 OCCUPATIONS		64258	3177	923	1483	771	33192	1361	

* 18 OCCUPATIONS WHICH MAY FALL WITHIN ANYONE OF 201 INDUSTRIES

Employment Table Section II

Occupations That Require or Utilize Agribusiness Competencies

Only in Selected Industries

This section consists of 54 occupations within 82 selected industries. The criteria for inclusion in section II is that the occupations require or utilize agribusiness competencies in those selected industries where they exist. For example, architects in horticultural services, (landscape architects) require or utilize agribusiness competencies while in other industries architects most likely do not require or utilize such competencies. Occupations in section II may also appear in section III, but not in the same industry and never in section I.

SECTION 2.--OCCUPATIONS THAT REQUIRE OR UTILIZE AGRIBUSINESS COMPETENCIES ONLY IN SELECTED INDUSTRIES*, ALABAMA

CODE	INDUSTRY	TOTAL ALL CLASSES	PRIVATE	CLASS OF WORKER			LOCAL	SELF EMPLOYED	UNPAID FAMILY WORKERS
				WAGE AND TOTAL	SALARY WORKER GOVERNMENT WORKERS FEDERAL STATE				
608	HARDWARE AND FARM EQUIPMENT	15	15	1	ACCOUNTANTS	0	0	0	0
19	HORTICULTURAL SERVICES	46	9	2	ARCHITECTS (LANDSCAPE)	0	0	37	0
279	GRAIN MILL PRODUCTS	5	5	13	INDUSTRIAL ENGINEERS	0	0	0	0
278	CANNING AND PRESERVING	4	4	45	CHEMISTS	0	0	0	0
279	GRAIN MILL PRODUCTS	10	10			0	0	0	0
297	MISC FOOD PREPARATION	6	6			0	0	0	0
367	AGRICULTURAL CHEMICALS	116	91			25	25	0	0
18	AGRICULTURE SERVICES, EXC HORT	6	6	85	HEALTH TECHNOLOGIST, TECHNICIANS, N.E.C.	0	0	0	0
858	COLLEGES AND UNIVERSITIES	99	13	102	AGRICULTURAL TEACHERS (COLLEGE)	86	5	76	5
367	AGRICULTURAL CHEMICALS	39	34	151	CHEMICAL TECHNICIANS	5	5	0	0
178	FARM MACHINERY, EQUIP	8	8	152	DRAFTSMEN	0	0	0	0
18	AGRICULTURE SERVICES, EXC HORT	22	12	163	AIRPLANE PILOTS	0	0	0	10
268	MEAT PRODUCTS	30	30	203	BUYERS AND SHIPPERS, FARM PRODUCTS	0	0	0	0
279	GRAIN MILL PRODUCTS	13	13			0	0	0	0
527	FOOD AND RELATED PROD	39	32			0	0	0	7
528	FARM PROD--RAW MATERIAL	219	100			0	0	0	119
527	FOOD AND RELATED PROD	127	99	205	BUYERS, WHOLESALE AND RETAIL TRADE	0	0	0	23
528	FARM PROD--RAW MATERIAL	8	4			0	0	0	4
628	GROCERY STORES	125	89			5	5	0	25
629	DAIRY PROD STORES	6	6			0	0	0	0
638	FOOD STORES, NEC	3	0			0	0	0	3
608	HARDWARE AND FARM EQUIPMENT	8	8	210	CREDIT MEN	0	0	0	0

SECTION 2.--OCCUPATIONS THAT REQUIRE OR UTILIZE AGRIBUSINESS COMPETENCIES ONLY IN SELECTED INDUSTRIES*, ALABAMA

CODE	INDUSTRY	TOTAL ALL CLASSES	PRIVATE	CLASS OF WORKER				LOCAL	SELF EMPLOYED	UNPAID FAMILY WORKERS
				WAGE AND SALARY WORKER		GOVERNMENT WORKERS				
				TOTAL	FEDERAL	STATE				
527	FOOD AND RELATED PROD	43	43	0	0	0	0	0	0	
528	FARM PROD--RAW MATERIAL	12	12	0	0	0	0	0	0	
28	FISHERIES	61	37	0	0	0	0	24	0	
10A	SAWMILL, PLANING MILL, MILL WK	47	35	0	0	0	0	12	0	
109	MISC WOOD PROD	13	13	0	0	0	0	0	0	
317	YARN, FABRIC MILLS	45	45	0	0	0	0	0	0	
31A	MISC TEXTILE MILL PRODUCTS	9	9	0	0	0	0	0	0	
629	DAIRY PROD STORES	15	10	0	0	0	0	5	0	
638	FOOD STORES, NEC	15	15	0	0	0	0	0	0	
679	FARM, GARDEN SUPPLY STORES	17	17	0	0	0	0	0	0	
109	MISC WOOD PROD	5	5	0	0	0	0	0	0	
178	FARM MACHINERY, EQUIP	15	15	0	0	0	0	0	0	
268	MEAT PRODUCTS	44	44	0	0	0	0	0	0	
269	DAIRY PRODUCTS	45	45	0	0	0	0	0	0	
279	GRAIN MILL PRODUCTS	43	43	0	0	0	0	0	0	
527	FOOD AND RELATED PROD	175	171	0	0	0	0	4	0	
17	AGRICULTURAL PRODUCTION	10	10	0	0	0	0	0	0	
18	AGRICULTURE SERVICES, EXC HORT	185	112	0	0	0	0	59	14	
19	HORTICULTURAL SERVICES	77	37	0	0	0	0	40	0	
27	FORESTRY	71	24	0	0	0	0	47	0	
28	FISHERIES	28	11	11	0	0	0	5	0	
178	FARM MACHINERY, EQUIP	77	72	0	0	0	0	5	0	
299	TOBACCO MANUFACTURING	5	5	0	0	0	0	0	0	
367	AGRICULTURAL CHEMICALS	65	65	0	0	0	0	0	0	
527	FOOD AND RELATED PROD	763	555	5	0	0	5	199	4	
528	FARM PROD--RAW MATERIAL	132	107	4	4	0	0	21	0	
679	FARM, GARDEN SUPPLY STORES	322	213	0	0	0	0	109	0	
689	RETAIL FLORISTS	328	65	0	0	0	0	263	0	
528	FARM PROD--RAW MATERIAL	10	0	0	0	0	0	10	0	
527	FOOD AND RELATED PROD	11	11	0	0	0	0	0	0	

SECTION 2.--OCCUPATIONS THAT REQUIRE OR UTILIZE AGRIBUSINESS COMPETENCIES ONLY IN SELECTED INDUSTRIES*, ALABAMA

CODE	INDUSTRY	TOTAL ALL CLASSES	PRIVATE	CLASS OF WORKER				UNPAID FAMILY WORKERS	
				WAGE AND SALARY WORKER		STATE	LOCAL		SELF EMPLOYED
				TOTAL	FEDERAL				
18	AGRICULTURE SERVICES, EXC HORT	17	17	0	0	0	0	0	
527	FOOD AND RELATED PROD	1997	1851	14	9	5	0	132	
528	FARM PROD--RAW MATERIAL	127	116	0	0	0	0	5	
679	FARM, GARDEN SUPPLY STORES	592	436	27	0	16	11	114	
689	RETAIL FLORISTS	278	232	0	0	0	0	27	
528	FARM PROD--RAW MATERIAL	25	25	0	0	0	0	0	
759	OTHER REPAIR SERVICES	64	5	0	0	0	0	59	
689	RETAIL FLORISTS	798	664	3	0	3	0	103	
27	FORESTRY	10	10	0	0	0	0	0	
107	LOGGING	47	47	0	0	0	0	0	
108	SAWMILL, PLANING MILL, MILL WK	394	394	0	0	0	0	0	
109	MISC WOOD PROD	9	9	0	0	0	0	0	
17	AGRICULTURAL PRODUCTION	16	5	11	0	11	0	0	
268	MEAT PRODUCTS	6	6	0	0	0	0	0	
527	FOOD AND RELATED PROD	58	51	7	0	0	7	0	
528	FARM PROD--RAW MATERIAL	35	31	4	0	4	0	0	
178	FARM MACHINERY, EQUIP	23	23	0	0	0	0	0	
608	HARDWARE AND FARM EQUIPMENT	301	296	0	0	0	0	5	
178	FARM MACHINERY, EQUIP	4	4	0	0	0	0	0	
268	MEAT PRODUCTS	279	209	66	61	5	0	4	

SECTION 2.--OCCUPATIONS THAT REQUIRE OR UTILIZE AGRIBUSINESS COMPETENCIES ONLY IN SELECTED INDUSTRIES*, ALABAMA

CODE	INDUSTRY	TOTAL ALL CLASSES	PRIVATE	CLASS OF WORKER				LOCAL	SELF EMPLOYED	UNPAID FAMILY WORKERS
				WAGE AND SALARY WORKER		GOVERNMENT WORKERS				
				TOTAL	FEDERAL	STATE				
	610 CHECKERS, EXAMINERS, INSPECTORS; MFG. CONTINUED									
269	DAIRY PRODUCTS	21	21	0	0	0	0	0	0	
278	CANNING AND PRESERVING	24	24	0	0	0	0	0	0	
279	GRAIN MILL PRODUCTS	23	23	0	0	0	0	0	0	
328	PULP, PAPER, PAPERBOARD MILLS	349	349	0	0	0	0	0	0	
	624 GRADERS AND SORTERS, MANUFACTURING									
268	MEAT PRODUCTS	175	175	0	0	0	0	0	0	
278	CANNING AND PRESERVING	30	30	0	0	0	0	0	0	
297	MISC FOOD PREPARATION	37	37	0	0	0	0	0	0	
299	TOBACCO MANUFACTURING	45	45	0	0	0	0	0	0	
317	YARN, FABRIC MILLS	112	112	0	0	0	0	0	0	
318	MISC TEXTILE MILL PRODUCTS	19	19	0	0	0	0	0	0	
	625 PROD, GRADR, PACKERS, EXC. FARM, FACTORY									
527	FOOD AND RELATED PROD	251	251	0	0	0	0	0	0	
528	FARM PROD-RAW MATERIAL	12	7	5	0	5	0	0	0	
587	WHOLESALE, NEC	18	18	0	0	0	0	0	0	
628	GROCERY STORES	7	7	0	0	0	0	0	0	
638	FOOD STORES, NEC	45	39	6	0	0	6	0	0	
	662 SAWYERS									
107	LOGGING	1014	966	5	0	0	0	43	0	
108	SAWMILL, PLANING MILL, MILL WK	1637	1574	0	0	0	0	63	0	
	690 MACHINE OPERATIVES, MISC. SPECIFIED									
18	AGRICULTURE SERVICES, EXC HORT	170	158	0	0	0	0	12	0	
	715 TRUCK DRIVERS									
17	AGRICULTURAL PRODUCTION	381	367	5	0	0	5	9	0	
18	AGRICULTURE SERVICES, EXC HORT	144	144	0	0	0	0	0	0	
	761 LUMBERMEN, RAFTSMEN, AND WOODCHOPPERS									
27	FORESTRY	35	21	6	0	0	0	8	0	
107	LOGGING	4997	3458	0	0	0	0	1466	73	
	763 TEAMSTERS									
107	LOGGING	152	129	0	0	0	0	23	0	
108	SAWMILL, PLANING MILL, MILL WK	149	138	0	0	0	0	11	0	
	780 MISCELLANEOUS LABORERS									
18	AGRICULTURE SERVICES, EXC HORT	16	16	0	0	0	0	0	0	

SECTION 2.--OCCUPATIONS THAT REQUIRE OR UTILIZE AGRIBUSINESS COMPETENCIES ONLY IN SELECTED INDUSTRIES*, ALABAMA

CODE	INDUSTRY	TOTAL ALL CLASSES	PRIVATE	CLASS OF WORKER				LOCAL	SELF EMPLOYED	UNPAID FAMILY WORKERS
				WAGE AND TOTAL	SALARY FEDERAL	GOVERNMENT STATE	WORKER WORKERS			
27	FORESTRY	184	142	42	16	26	0	0	0	
28	FISHERIES	9	9	0	0	0	0	0	0	
108	SAWMILL, PLANNING MILL, MILL WK	307	302	0	0	0	0	5	0	
689	RETAIL FLORISTS	71	71	0	0	0	0	0	0	
TOTAL ALL 54 OCCUPATIONS		19235	15598	342	152	151	39	3125	170	

780 MISCELLANEOUS LABORERS
CONTINUED

* 54 OCCUPATIONS WITHIN SELECTED INDUSTRIES

SECTION 2.--OCCUPATIONS THAT REQUIRE OR UTILIZE AGRIBUSINESS COMPETENCIES ONLY IN SELECTED INDUSTRIES*, FLORIDA

CODE	INDUSTRY	TOTAL ALL CLASSES	PRIVATE	CLASS OF WORKER				SELF EMPLOYED	UNPAID FAMILY WORKERS
				WAGE AND SALARY WORKER		STATE	LOCAL		
				TOTAL	FEDERAL				
608	HARDWARE AND FARM EQUIPMENT	16	16	0	0	0	0	0	
19	HORTICULTURAL SERVICES	246	106	0	0	0	140	0	
269	DAIRY PRODUCTS	10	10	0	0	0	0	0	
278	CANNING AND PRESERVING	25	25	0	0	0	0	0	
279	GRAIN MILL PRODUCTS	5	5	0	0	0	0	0	
289	BEVERAGE INDUSTRIES	23	23	0	0	0	0	0	
297	MISC FOOD PREPARATION	40	40	0	0	0	0	0	
178	FARM MACHINERY, EQUIP	10	10	0	0	0	0	0	
178	FARM MACHINERY, EQUIP	6	6	0	0	0	0	0	
178	FARM MACHINERY, EQUIP	6	6	0	0	0	0	0	
17	AGRICULTURAL PRODUCTION	5	0	5	0	0	0	0	
18	AGRICULTURE SERVICES, EXC HORT	18	4	14	8	6	0	0	
27	FORESTRY	13	0	13	13	0	0	0	
28	FISHERIES	11	0	11	0	11	0	0	
17	AGRICULTURAL PRODUCTION	21	5	16	5	11	0	0	
278	CANNING AND PRESERVING	43	43	0	0	0	0	0	
289	BEVERAGE INDUSTRIES	9	0	0	0	0	0	0	
297	MISC FOOD PREPARATION	39	39	0	0	0	0	0	
367	AGRICULTURAL CHEMICALS	58	58	0	0	0	0	0	
17	AGRICULTURAL PRODUCTION	44	4	0	0	0	0	0	
19	HORTICULTURAL SERVICES	5	5	0	0	0	0	0	
18	AGRICULTURE SERVICES, EXC HORT	26	26	0	0	0	0	0	
628	GROCERY STORES	12	7	0	0	0	5	0	

SECTION 2.--OCCUPATIONS THAT REQUIRE OR UTILIZE AGRIBUSINESS COMPETENCIES ONLY IN SELECTED INDUSTRIES*, FLORIDA

INDUSTRY	TOTAL ALL CLASSES	PRIVATE	CLASS OF WORKER				LOCAL	SELF EMPLOYED	UNPAID FAMILY WORKERS
			WAGE AND SALARY WORKER		GOVERNMENT WORKERS	STATE			
			TOTAL	FEDERAL					
858 COLLEGES AND UNIVERSITIES	61	5	102	56	0	56	0	0	
367 AGRICULTURAL CHEMICALS	82	82	151	0	0	0	0	0	
18 AGRICULTURE SERVICES, EXC HORT	149	79	163	15	10	0	5	55	
19 HORTICULTURAL SERVICES	16	16	183	0	0	0	0	0	
178 FARM MACHINERY, EQUIP	7	7	192	0	0	0	0	0	
299 TOBACCO MANUFACTURING	5	5	203	0	0	0	0	0	
628 GROCERY STORES	16	16	205	0	0	6	0	0	
268 MEAT PRODUCTS	30	30	210	11	0	0	5	109	
278 CANNING AND PRESERVING	43	43	220	0	0	0	0	0	
527 FOOD AND RELATED PROD	219	165	225	5	0	0	0	0	
528 FARM PROD-RAW MATERIAL	82	57	205	0	0	0	0	54	
527 FOOD AND RELATED PROD	491	365	205	0	0	0	0	25	
528 FARM PROD-RAW MATERIAL	10	10	210	0	0	0	0	0	
628 GROCERY STORES	396	316	220	5	0	0	0	75	
638 FOOD STORES, NEC	95	28	221	0	0	0	0	67	
608 HARDWARE AND FARM EQUIPMENT	5	5	210	0	0	0	0	0	
19 HORTICULTURAL SERVICES	26	19	220	0	0	0	0	7	
527 FOOD AND RELATED PROD	151	151	221	0	0	0	0	0	
28 FISHERIES	348	256	225	0	0	0	0	92	
18 AGRICULTURE SERVICES, EXC HORT	47	19	225	0	0	0	0	28	
27 FORESTRY	4	4	225	0	0	0	0	0	
108 SAWMILL, PLANING MILL, MILL WK	10	10	225	0	0	0	0	0	

SECTION 2.--OCCUPATIONS THAT REQUIRE OR UTILIZE AGRIBUSINESS COMPETENCIES ONLY IN SELECTED INDUSTRIES*, FLORIDA

CODE	INDUSTRY	TOTAL ALL CLASSES	PRIVATE	CLASS OF WORKER				LOCAL	SELF EMPLOYED	UNPAID FAMILY WORKERS
				WAGE AND SALARY WORKER		GOVERNMENT WORKERS	STATE			
				TOTAL	FEDERAL					
	225 PURCHASING AGENTS AND BUYERS, N.E.C.									
	CONTINUED									
109	MISC WOOD PROD	5	5	0	0	0	0	0	0	
299	TOBACCO MANUFACTURING	9	9	0	0	0	0	0	0	
317	YARN, FABRIC MILLS	4	4	0	0	0	0	0	0	
629	DAIRY PROD STORES	45	39	6	0	0	0	0	0	
638	FOOD STORES, NEC	64	43	11	5	6	0	4	6	
679	FARM, GARDEN SUPPLY STORES	44	31	0	0	0	0	10	3	
	231 SALES MANAGERS, DEPT HEADS, RETAIL TRADE									
19	HORTICULTURAL SERVICES	8	8	0	0	0	0	0	0	
109	MISC WOOD PROD	10	10	0	0	0	0	0	0	
178	FARM MACHINERY, EQUIP	9	9	0	0	0	0	0	0	
268	MEAT PRODUCTS	46	46	0	0	0	0	0	0	
269	DAIRY PRODUCTS	44	44	0	0	0	0	0	0	
278	CANNING AND PRESFRVING	36	36	0	0	0	0	0	0	
279	GRAIN MILL PRODUCTS	5	5	0	0	0	0	0	0	
299	TOBACCO MANUFACTURING	33	33	0	0	0	0	0	0	
527	FOOD AND RELATED PROD	543	543	0	0	0	0	0	0	
528	FARM PROD--RAW MATERIAL	10	10	0	0	0	0	0	0	
	233 SALES MANAGERS, EXCEPT RETAIL TRADE									
17	AGRICULTURAL PRODUCTION	9	0	0	0	0	0	9	0	
18	AGRICULTURE SERVICES, EXC HORT	341	171	0	0	0	0	150	20	
19	HORTICULTURAL SERVICES	315	106	7	0	0	7	202	0	
27	FORESTRY	64	20	10	0	0	0	34	0	
28	FISHERIES	149	53	13	0	6	7	83	0	
178	FARM MACHINERY, EQUIP	56	46	0	0	0	0	10	0	
299	TOBACCO MANUFACTURING	100	100	0	0	0	0	0	0	
367	AGRICULTURAL CHEMICALS	261	261	0	0	0	0	0	0	
527	FOOD AND RELATED PROD	2105	1762	0	0	0	0	338	5	
528	FARM PROD--RAW MATERIAL	43	26	0	0	0	0	17	0	
679	FARM, GARDEN SUPPLY STORES	361	188	0	0	0	0	165	8	
689	RETAIL FLORISTS	533	189	0	0	0	0	329	15	
	245 MANAGERS AND ADMINISTRATORS, N.E.C.									
628	GROCERY STORES	17	17	0	0	0	0	0	0	
	260 ADVERTISING AGENTS AND SALESMEN									
527	FOOD AND RELATED PROD	15	15	0	0	0	0	0	0	
628	GROCERY STORES	11	11	0	0	0	0	0	0	
	262 DEMONSTRATORS									

SECTION 2.--OCCUPATIONS THAT REQUIRE OR UTILIZE AGRIBUSINESS COMPETENCIES ONLY IN SELECTED INDUSTRIES*, FLORIDA

CODE	INDUSTRY	TOTAL ALL CLASSES	CLASS OF WORKER					LOCAL	SELF EMPLOYED	UNPAID FAMILY WORKERS
			PRIVATE	WAGE AND SALARY WORKER GOVERNMENT WORKERS			STATE			
				TOTAL	FEDERAL	FEDERAL				
109	MISC WOOD PROD	104	76	0	0	0	0	28	0	
299	TOBACCO MANUFACTURING	127	127	0	0	0	0	0	0	
367	AGRICULTURAL CHEMICALS	122	118	0	0	0	0	4	0	
18	AGRICULTURE SERVICES, EXC HORT	73	54	7	0	0	7	0	12	
527	FOOD AND RELATED PROD	4210	3743	0	0	0	0	456	11	
528	FARM PROD-RAW MATERIAL	100	79	0	0	0	0	21	0	
679	FARM, GARDEN SUPPLY STORES	939	740	0	0	0	0	163	36	
689	RETAIL FLORISTS	467	411	0	0	0	0	56	0	
18	AGRICULTURE SERVICES, EXC HORT	16	16	0	0	0	0	0	0	
17	AGRICULTURAL PRODUCTION	17	17	0	0	0	0	0	0	
759	OTHER REPAIR SERVICES	123	23	0	0	0	0	100	0	
689	RETAIL FLORISTS	1246	1057	0	0	0	0	179	10	
107	LOGGING	9	9	0	0	0	0	0	0	
108	SAWMILL, PLANING MILL, MILL WK	160	160	0	0	0	0	0	0	
109	MISC WOOD PROD	22	22	0	0	0	0	0	0	
17	AGRICULTURAL PRODUCTION	7	7	0	0	0	0	0	0	
527	FOOD AND RELATED PROD	39	35	4	0	4	0	0	0	
528	FARM PROD-RAW MATERIAL	54	49	5	5	0	0	0	0	
178	FARM MACHINERY, EQUIP	37	35	2	0	2	0	0	0	
608	HARDWARE AND FARM EQUIPMENT	349	345	0	0	0	0	4	0	
289	BEVERAGE INDUSTRIES	78	73	0	0	0	0	5	0	
268	MEAT PRODUCTS	80	80	0	0	0	0	0	0	

SECTION 2.---OCCUPATIONS THAT REQUIRE OR UTILIZE AGRIBUSINESS COMPETENCIES ONLY IN SELECTED INDUSTRIES*, FLORIDA

CODE	INDUSTRY	TOTAL ALL CLASSES	PRIVATE	CLASS OF WORKER				LOCAL	SELF EMPLOYED	UNPAID FAMILY WORKERS
				WAGE AND SALARY WORKER GOVERNMENT WORKERS		STATE				
				TOTAL	FEDERAL	STATE	LOCAL			
269	DAIRY PRODUCTS	23	23	0	0	0	0	0	0	
278	CANNING AND PRESERVING	361	336	25	14	11	0	0	0	
279	GRAIN MILL PRODUCTS	10	10	0	0	0	0	0	0	
328	PULP, PAPER, PAPERBOARD MILLS	147	147	0	0	0	0	0	0	
268	MEAT PRODUCTS	428	28	0	0	0	0	0	0	
269	DAIRY PRODUCTS	8	8	0	0	0	0	0	0	
278	CANNING AND PRESERVING	667	661	0	0	0	0	0	6	
297	MISC FOOD PREPARATION	5	5	0	0	0	0	0	0	
299	TOBACCO MANUFACTURING	103	103	0	0	0	0	0	0	
317	YARN, FABRIC MILLS	5	5	0	0	0	0	0	0	
527	FOOD AND RELATED PROD	2822	2750	27	0	6	21	39	6	
528	FARM PROD-RAW MATERIAL	3	3	0	0	0	0	0	0	
587	WHOLESALE, NEC	35	35	0	0	0	0	0	0	
638	FOOD STORES, NEC	55	55	0	0	0	0	0	0	
107	LOGGING	285	267	0	0	0	0	8	10	
108	SAWMILL, PLANING MILL, MILL WK	521	499	0	0	0	0	22	0	
18	AGRICULTURE SERVICES, EXC HORT	40	33	0	0	0	0	7	0	
17	AGRICULTURAL PRODUCTION	1140	1062	17	12	5	0	53	8	
18	AGRICULTURE SERVICES, EXC HORT	262	253	0	0	0	0	9	0	
27	FORESTRY	12	12	0	0	0	0	0	0	
107	LOGGING	1463	1111	14	5	0	9	333	5	
107	LOGGING	54	49	0	0	0	0	5	0	
108	SAWMILL, PLANING MILL, MILL WK	24	24	0	0	0	0	0	0	
18	AGRICULTURE SERVICES, EXC HORT	25	19	0	0	0	0	6	0	
27	FORESTRY	399	294	35	5	26	4	59	11	

SECTION 2.--OCCUPATIONS THAT REQUIRE OR UTILIZE AGRIBUSINESS COMPETENCIES ONLY IN SELECTED INDUSTRIES*, FLORIDA

CODE	INDUSTRY	TOTAL ALL CLASSES	PRIVATE	CLASS OF WORKER			LOCAL	SELF EMPLOYED	UNPAID FAMILY WORKERS
				WAGE AND TOTAL	SALARY WORKER GOVERNMENT WORKERS FEDERAL STATE	STATE			
28	FISHERIES	30	19	0	0	0	0	11	0
108	SAWMILL, PLANING MILL, MILL WK	89	84	0	0	0	0	5	0
689	RETAIL FLORISTS	92	92	0	0	0	0	0	0
	TOTAL ALL 54 OCCUPATIONS	25366	21278	329	103	161	65	3581	178

780 MISCELLANEOUS LABORERS
CONTINUED

* 54 OCCUPATIONS WITHIN SELECTED INDUSTRIES

SECTION 2.--OCCUPATIONS THAT REQUIRE OR UTILIZE AGRIBUSINESS COMPETENCIES ONLY IN SELECTED INDUSTRIES*, GEORGIA

CODE	INDUSTRY	TOTAL ALL CLASSES	PRIVATE	CLASS OF WORKER				SELF EMPLOYED	UNPAID FAMILY WORKERS
				WAGE AND SALARY WORKER GOVERNMENT WORKERS.		STATE	LOCAL		
				TOTAL	FEDERAL				
608	HARDWARE AND FARM EQUIPMENT	17	10	0	0	0	0	0	7
19	HORTICULTURAL SERVICES	108	35	0	0	0	73	0	0
27	FORESTRY	21	0	21	0	0	0	0	0
268	MEAT PRODUCTS	21	21	0	0	0	0	0	0
269	DAIRY PRODUCTS	7	7	0	0	0	0	0	0
278	CANNING AND PRESERVING	16	16	0	0	0	0	0	0
279	GRAIN MILL PRODUCTS	5	5	0	0	0	0	0	0
289	BEVERAGE INDUSTRIES	32	32	0	0	0	0	0	0
297	MISC FOOD PREPARATION	9	9	0	0	0	0	0	0
178	FARM MACHINERY, EQUIP	13	13	0	0	0	0	0	0
178	FARM MACHINERY, EQUIP	11	11	0	0	0	0	0	0
17	AGRICULTURAL PRODUCTION	11	0	11	0	11	0	0	0
17	AGRICULTURAL PRODUCTION	4	4	0	0	0	0	0	0
268	MEAT PRODUCTS	6	6	0	0	0	0	0	0
278	CANNING AND PRESERVING	5	5	0	0	0	0	0	0
289	BEVERAGE INDUSTRIES	82	82	0	0	0	0	0	0
297	MISC FOOD PREPARATION	29	29	0	0	0	0	0	0
367	AGRICULTURAL CHEMICALS	4	0	4	0	0	0	0	0
17	AGRICULTURAL PRODUCTION	4	4	0	0	0	0	0	0
19	HORTICULTURAL SERVICES	10	5	0	0	0	5	0	0
18	AGRICULTURE SERVICES, EXC HORT	16	10	6	0	0	0	0	0
268	MEAT PRODUCTS	5	5	0	0	0	0	0	0

SECTION 2.--OCCUPATIONS THAT REQUIRE OR UTILIZE AGRIBUSINESS COMPETENCIES ONLY IN SELECTED INDUSTRIES*, GEORGIA

CODE	INDUSTRY	TOTAL ALL CLASSES	PRIVATE	CLASS OF WORKER			SELF EMPLOYED	UNPAID FAMILY WORKERS
				WAGE AND TOTAL	GOVERNMENT WORKERS			
					FEDERAL	STATE		
858	COLLEGES AND UNIVERSITIES	119	5	114	0	0	0	0
367	AGRICULTURAL CHEMICALS	12	7	5	0	5	0	0
178	FARM MACHINERY, EQUIP	15	15	0	0	0	0	0
18	AGRICULTURE SERVICES, EXC HORT	29	9	0	0	0	20	0
628	GROCERY STORES	4	4	0	0	0	0	0
268	MEAT PRODUCTS	11	11	0	0	0	0	0
269	DAIRY PRODUCTS	5	5	0	0	0	0	0
278	CANNING AND PRESERVING	18	18	0	0	0	0	0
527	FOOD AND RELATED PROD	53	26	0	0	0	27	0
528	FARM PROD--RAW MATERIAL	122	44	0	0	0	78	0
527	FOOD AND RELATED PROD	167	134	0	0	0	33	0
528	FARM PROD--RAW MATERIAL	5	5	0	0	0	0	0
628	GROCERY STORES	201	131	0	0	0	61	9
629	DAIRY PROD STORES	4	4	0	0	0	0	0
638	FOOD STORES, NEC	31	14	0	0	0	17	0
608	HARDWARE AND FARM EQUIPMENT	9	9	0	0	0	0	0
527	FOOD AND RELATED PROD	97	97	0	0	0	0	0
528	FARM PROD--RAW MATERIAL	13	13	0	0	0	0	0
28	FISHERIES	69	61	0	0	0	8	0
18	AGRICULTURE SERVICES, EXC HORT	14	7	0	0	0	7	0
27	FORESTRY	6	0	6	0	6	0	0
108	SAWMILL, PLANING MILL, MILL WK	27	27	0	0	0	0	0

SECTION 2.--OCCUPATIONS THAT REQUIRE OR UTILIZE AGRIBUSINESS COMPETENCIES ONLY IN SELECTED INDUSTRIES*, GEORGIA

CODE	INDUSTRY	TOTAL ALL CLASSES	PRIVATE	CLASS OF WORKER				LOCAL	SELF EMPLOYED	UNPAID FAMILY WORKERS
				WAGE AND SALARY WORKER		GOVERNMENT WORKERS				
				TOTAL	FEDERAL	STATE				
				225 PURCHASING AGENTS AND BUYERS, N.E.C.						
				CONTINUED						
109	MISC WOOD PROD	4	4	0	0	0	0	0	0	0
317	YARN, FABRIC MILLS	133	133	0	0	0	0	0	0	0
318	MISC TEXTILE MILL PRODUCTS	5	5	0	0	0	0	0	0	0
629	DAIRY PROD STORES	19	19	0	0	0	0	0	0	0
638	FOOD STORES, NEC	26	21	0	0	0	0	5	0	0
679	FARM, GARDEN SUPPLY STORES	45	42	0	0	0	0	3	0	0
				231 SALES MANAGERS, DEPT HEADS, RETAIL TRADE						
19	HORTICULTURAL SERVICES	11	11	0	0	0	0	0	0	0
109	MISC WOOD PROD	5	5	0	0	0	0	0	0	0
178	FARM MACHINERY, EQUIP	16	16	0	0	0	0	0	0	0
268	MEAT PRODUCTS	58	58	0	0	0	0	0	0	0
269	DAIRY PRODUCTS	9	9	0	0	0	0	0	0	0
278	CANNING AND PRESERVING	28	28	0	0	0	0	0	0	0
279	GRAIN MILL PRODUCTS	31	31	0	0	0	0	0	0	0
299	TOBACCO MANUFACTURING	15	15	0	0	0	0	0	0	0
527	FOOD AND RELATED PROD	297	297	0	0	0	0	0	0	0
528	FARM PROD-RAW MATERIAL	10	10	0	0	0	0	0	0	0
				245 MANAGERS AND ADMINISTRATORS, N.E.C.						
17	AGRICULTURAL PRODUCTION	5	5	0	0	0	0	0	0	0
18	AGRICULTURE SERVICES, EXC HORT	270	161	5	0	5	0	104	0	0
19	HORTICULTURAL SERVICES	171	53	6	6	0	0	106	6	6
27	FORESTRY	145	27	34	20	14	0	84	0	0
28	FISHERIES	32	8	0	0	0	0	24	0	0
178	FARM MACHINERY, EQUIP	76	68	0	0	0	0	8	0	0
299	TOBACCO MANUFACTURING	5	5	0	0	0	0	0	0	0
367	AGRICULTURAL CHEMICALS	158	143	0	0	0	0	15	0	0
527	FOOD AND RELATED PROD	1016	807	0	0	0	0	209	0	0
528	FARM PROD-RAW MATERIAL	140	118	0	0	0	0	22	0	0
679	FARM, GARDEN SUPPLY STORES	540	384	0	0	0	0	156	0	0
689	RETAIL FLORISTS	463	98	0	0	0	0	344	21	21
628	GROCERY STORES	10	10	0	0	0	0	0	0	0
528	FARM PROD-RAW MATERIAL	10	10	0	0	0	0	0	0	0
527	FOOD AND RELATED PROD	25	25	0	0	0	0	0	0	0

SECTION 2.--OCCUPATIONS THAT REQUIRE OR UTILIZE AGRIBUSINESS COMPETENCIES ONLY IN SELECTED INDUSTRIES*, GEORGIA

CODE	INDUSTRY	TOTAL ALL CLASSES	PRIVATE	CLASS OF WORKER				LOCAL	SELF EMPLOYED	UNPAID FAMILY WORKERS
				WAGE AND SALARY WORKER		GOVERNMENT WORKERS				
				TOTAL	FEDERAL	STATE				
628	GROCERY STORES	13	13	0	0	0	0	0	0	
				262 DEMONSTRATORS CONTINUED						
109	MISC WOOD PROD	63	63	0	0	0	0	0	0	
299	TOBACCO MANUFACTURING	77	77	0	0	0	0	0	0	
367	AGRICULTURAL CHEMICALS	94	89	0	0	0	0	5	0	
388	LEATHER TANNING, FINISHING	5	5	0	0	0	0	0	0	
				281 SALES REPRES., MFG.						
18	AGRICULTURE SERVICES, EXC HORT	74	59	0	0	0	0	15	0	
527	FOOD AND RELATED PROD	2629	2361	11	7	4	0	252	5	
528	FARM PROD-RAW MATERIAL	148	137	0	0	0	0	11	0	
				282 SALES REPRES., WHOLESALE TRADE						
679	FARM, GARDEN SUPPLY STORES	684	532	5	0	0	5	109	38	
689	RETAIL FLORISTS	366	294	0	0	0	0	62	10	
				283 SALES CLERKS, RETAIL TRADE						
18	AGRICULTURE SERVICES, EXC HORT	6	6	0	0	0	0	0	0	
				374 SHIPPING AND RECEIVING CLERKS						
17	AGRICULTURAL PRODUCTION	5	5	0	0	0	0	0	0	
528	FARM PROD-RAW MATERIAL	10	10	0	0	0	0	0	0	
				392 WEIGHERS						
759	OTHER REPAIR SERVICES	72	11	5	0	0	5	56	0	
				403 BLACKSMITHS						
689	RETAIL FLORISTS	890	748	0	0	0	0	107	35	
				425 DECORATORS AND WINDOW DRESSERS						
107	LOGGING	30	30	0	0	0	0	0	0	
108	SAWMILL, PLANING MILL, MILL WK	287	282	0	0	0	0	5	0	
109	MISC WOOD PROD	23	23	0	0	0	0	0	0	
				450 INSPECTORS, SCALERS, GRADERS; LOG, LUMBER						
17	AGRICULTURAL PRODUCTION	14	10	4	0	4	0	0	0	
268	MEAT PRODUCTS	20	15	5	5	0	0	0	0	
527	FOOD AND RELATED PROD	108	103	5	5	0	0	0	0	
528	FARM PROD-RAW MATERIAL	36	36	0	0	0	0	0	0	
				452 INSPECTORS, N.E.C.						
178	FARM MACHINERY, EQUIP	32	32	0	0	0	0	0	0	
				481 HEAVY EQUIPMENT MECHANICS						

SECTION 2.--OCCUPATIONS THAT REQUIRE OR UTILIZE AGRIBUSINESS COMPETENCIES ONLY IN SELECTED INDUSTRIES*, GEORGIA

CODE	INDUSTRY	TOTAL ALL CLASSES	PRIVATE	CLASS OF WORKER				LOCAL	SELF EMPLOYED	UNPAID FAMILY WORKERS
				WAGE AND SALARY WORKER		GOVERNMENT WORKERS	STATE			
				TOTAL	FEDERAL					
608	HARDWARE AND FARM EQUIPMENT	475	465	5	0	0	0	5	0	
				481 HEAVY EQUIPMENT MECHANICS CONTINUED						
289	BEVERAGE INDUSTRIES	26	26	0	0	0	0	0	0	
				575 CRAFTSMEN AND KINDRED WORKERS, N.E.C.						
268	MEAT PRODUCTS	459	419	35	21	14	0	5	0	
269	DAIRY PRODUCTS	23	23	0	0	0	0	0	0	
278	CANNING AND PRESERVING	40	40	0	0	0	0	0	0	
279	GRAIN MILL PRODUCTS	10	10	0	0	0	0	0	0	
328	PULP, PAPER, PAPERBOARD MILLS	282	282	0	0	0	0	0	0	
				610 CHECKERS, EXAMINERS, INSPECTORS; MFG.						
268	MEAT PRODUCTS	210	210	0	0	0	0	0	0	
269	DAIRY PRODUCTS	11	11	0	0	0	0	0	0	
278	CANNING AND PRESERVING	127	127	0	0	0	0	0	0	
297	MISC FOOD PREPARATION	64	64	0	0	0	0	0	0	
299	TOBACCO MANUFACTURING	31	31	0	0	0	0	0	0	
317	YARN, FABRIC MILLS	162	162	0	0	0	0	0	0	
318	MISC TEXTILE MILL PRODUCTS	32	32	0	0	0	0	0	0	
				624 GRADERS AND SORTERS, MANUFACTURING						
418	WAREHOUSING AND STORAGE	5	5	0	0	0	0	0	0	
527	FOOD AND RELATED PROD	535	533	0	0	0	0	0	0	
528	FARM PROD-RAW MATERIAL	60	60	0	0	0	0	2	0	
638	FOOD STORES, NEC	12	12	0	0	0	0	0	0	
				625 PROD, GRADR, PACKERS, EXC. FARM, FACTORY						
107	LOGGING	699	657	0	0	0	0	42	0	
108	SAWMILL, PLANING MILL, MILL WK	1198	1103	0	0	0	0	95	0	
				662 SAWYERS						
18	AGRICULTURE SERVICES, EXC HORT	67	67	0	0	0	0	0	0	
				690 MACHINE OPERATIVES, MISC. SPECIFIED						
17	AGRICULTURAL PRODUCTION	504	439	15	6	0	9	50	0	
18	AGRICULTURE SERVICES, EXC HORT	227	223	0	0	0	0	4	0	
				715 TRUCK DRIVERS						
27	FORESTRY	10	6	0	0	0	0	4	0	
107	LOGGING	4885	3715	7	0	0	7	1133	30	
				761 LUMBERMEN, RAFTSMEN, AND WOODCHOPPERS						

SECTION 2.--OCCUPATIONS THAT REQUIRE OR UTILIZE AGRIBUSINESS COMPETENCIES ONLY IN SELECTED INDUSTRIES*, GEORGIA

CODE	INDUSTRY	TOTAL ALL CLASSES	PRIVATE	CLASS OF WORKER					LOCAL	SELF EMPLOYED	UNPAID FAMILY WORKERS
				WAGE AND SALARY WORKER		GOVERNMENT WORKERS		STATE			
				TOTAL	FEDERAL	FEDERAL	STATE				
107 LOGGING		94	75			0	0	0	0	0	
108 SAWMILL, PLANING MILL, MILL WK		155	139			0	0	0	16	0	
				763 TEAMSTERS							
18 AGRICULTURE SERVICES, EXC HORT		36	31			0	0	0	5	0	
27 FORESTRY		714	681			14	5	0	14	0	
28 FISHERIES		8	8			0	0	0	0	0	
108 SAWMILL, PLANING MILL, MILL WK		214	214			0	0	0	0	0	
689 RETAIL FLORISTS		45	45			0	0	0	0	0	
				780 MISCELLANEOUS LABORERS							
TOTAL ALL 54 OCCUPATIONS		22351	18437			120	177	31	3425	161	

* 54 OCCUPATIONS WITHIN SELECTED INDUSTRIES

SECTION 2.--OCCUPATIONS THAT REQUIRE OR UTILIZE AGRIBUSINESS COMPETENCIES ONLY IN SELECTED INDUSTRIES*, KENTUCKY

CODE	INDUSTRY	TOTAL ALL CLASSES	PRIVATE	CLASS OF WORKER				LOCAL	SELF EMPLOYED	UNPAID FAMILY WORKERS
				WAGE AND SALARY WORKER		GOVERNMENT WORKERS				
				TOTAL	FEDERAL	STATE				
608	HARDWARE AND FARM EQUIPMENT	10	10	0	0	0	0	0	0	
19	HORTICULTURAL SERVICES	27	9	0	0	0	0	18	0	
27	FORESTRY	13	0	13	0	0	0	0	0	
178	FARM MACHINERY, EQUIP	5	5	0	0	0	0	0	0	
268	MEAT PRODUCTS	10	10	0	0	0	0	0	0	
269	DAIRY PRODUCTS	17	17	0	0	0	0	0	0	
278	CANNING AND PRESERVING	5	5	0	0	0	0	0	0	
279	GRAIN MILL PRODUCTS	5	5	0	0	0	0	0	0	
289	BEVERAGE INDUSTRIES	38	38	0	0	0	0	0	0	
297	MISC FOOD PREPARATION	6	6	0	0	0	0	0	0	
178	FARM MACHINERY, EQUIP	11	11	0	0	0	0	0	0	
178	FARM MACHINERY, EQUIP	38	38	0	0	0	0	0	0	
18	AGRICULTURE SERVICES, EXC HORT	5	5	0	0	0	0	0	0	
28	FISHERIES	7	0	7	0	0	0	0	0	
268	MEAT PRODUCTS	5	5	0	0	0	0	0	0	
279	GRAIN MILL PRODUCTS	10	10	0	0	0	0	0	0	
289	BEVERAGE INDUSTRIES	60	60	0	0	0	0	0	0	
297	MISC FOOD PREPARATION	5	5	0	0	0	0	0	0	
299	TOBACCO MANUFACTURING	12	12	0	0	0	0	0	0	
367	AGRICULTURAL CHEMICALS	14	14	0	0	0	0	0	0	
19	HORTICULTURAL SERVICES	5	5	0	0	0	0	0	0	
299	TOBACCO MANUFACTURING	8	8	0	0	0	0	0	0	

SECTION 2.---OCCUPATIONS THAT REQUIRE OR UTILIZE AGRIBUSINESS COMPETENCIES ONLY IN SELECTED INDUSTRIES*, KENTUCKY

CODE	INDUSTRY	TOTAL ALL CLASSES	PRIVATE	CLASS OF WORKER				LOCAL	SELF EMPLOYED	UNPAID FAMILY WORKERS
				WAGE AND TOTAL	SALARY WORKER GOVERNMENT WORKERS FEDERAL STATE	TEACHERS (COLLEGE)	TECHNICIANS			
858	COLLEGES AND UNIVERSITIES	68	6	62	13	49	0	0	0	
367	AGRICULTURAL CHEMICALS	11	11	0	0	0	0	0	0	
178	FARM MACHINERY, EQUIP	40	40	0	0	0	0	0	0	
19	HORTICULTURAL SERVICES	13	13	0	0	0	0	0	0	
178	FARM MACHINERY, EQUIP	5	5	0	0	0	0	0	0	
17	AGRICULTURAL PRODUCTION	5	5	0	0	0	0	0	0	
299	TOBACCO MANUFACTURING	11	11	0	0	0	0	0	0	
628	GROCERY STORES	8	8	0	0	0	0	0	0	
268	MEAT PRODUCTS	14	14	0	0	0	0	0	0	
269	DAIRY PRODUCTS	50	50	0	0	0	0	0	0	
527	FOOD AND RELATED PROD	5	5	0	0	0	0	0	0	
528	FARM PROD--RAW MATERIAL	202	91	0	0	0	0	111	0	
527	FOOD AND RELATED PROD	94	73	0	0	0	0	21	0	
528	FARM PROD--RAW MATERIAL	28	14	0	0	0	0	14	0	
628	GROCERY STORES	314	190	0	0	0	0	119	5	
638	FOOD STORES, NEC	15	0	0	0	0	0	15	0	
527	FOOD AND RELATED PROD	38	38	0	0	0	0	0	0	
528	FARM PROD--RAW MATERIAL	15	11	0	0	0	0	4	0	
18	AGRICULTURE SERVICES, EXC HORT	5	0	0	0	0	0	5	0	
108	SAWMILL, PLANING MILL, MILL WK	55	55	0	0	0	0	0	0	
299	TOBACCO MANUFACTURING	87	87	0	0	0	0	0	0	
638	FOOD STORES, NEC	10	10	0	0	0	0	0	0	
679	FARM, GARDEN SUPPLY STORES	20	20	0	0	0	0	0	0	
689	RETAIL FLORISTS	5	0	0	0	0	0	5	0	

SECTION 2.--OCCUPATIONS THAT REQUIRE OR UTILIZE AGRIBUSINESS COMPETENCIES ONLY IN SELECTED INDUSTRIES*, KENTUCKY

CODE	INDUSTRY	TOTAL ALL CLASSES	PRIVATE	CLASS OF WORKER				LOCAL	SELF EMPLOYED	UNPAID FAMILY WORKERS
				WAGE AND TOTAL	GOVERNMENT FEDERAL	WORKER STATE	EXCEPT RETAIL TRADE			
109	MISC WOOD PROD	10	10	0	0	0	0	0	0	
178	FARM MACHINERY, EQUIP	5	5	0	0	0	0	0	0	
268	MEAT PRODUCTS	4	4	0	0	0	0	0	0	
269	DAIRY PRODUCTS	6	6	0	0	0	0	0	0	
278	CANNING AND PRESERVING	5	5	0	0	0	0	0	0	
299	TOBACCO MANUFACTURING	13	13	0	0	0	0	0	0	
527	FOOD AND RELATED PROD	101	101	0	0	0	0	0	0	
528	FARM PROD--RAW MATERIAL	4	0	4	4	0	0	0	0	
233 SALES MANAGERS, EXCEPT RETAIL TRADE										
17	AGRICULTURAL PRODUCTION	3	0	0	0	0	0	0	0	
18	AGRICULTURE SERVICES, EXC HORT	37	18	5	0	5	0	3	0	
19	HORTICULTURAL SERVICES	19	5	0	0	0	0	14	0	
178	FARM MACHINERY, EQUIP	44	44	0	0	0	0	14	0	
299	TOBACCO MANUFACTURING	203	198	0	0	0	0	0	0	
367	AGRICULTURAL CHEMICALS	75	75	0	0	0	0	5	0	
527	FOOD AND RELATED PROD	441	348	0	0	0	0	0	0	
528	FARM PROD--RAW MATERIAL	100	93	0	0	0	0	93	0	
679	FARM, GARDEN SUPPLY STORES	321	245	0	0	0	0	7	0	
689	RETAIL FLORISTS	148	54	0	0	0	0	70	6	
245 MANAGERS AND ADMINISTRATORS, N.E.C.										
528	FARM PROD--RAW MATERIAL	25	21	0	0	0	0	0	4	
261 AUCTIONEERS										
628	GROCERY STORES	4	4	0	0	0	0	0	0	
262 DEMONSTRATORS										
109	MISC WOOD PROD	21	16	0	0	0	0	0	5	
299	TOBACCO MANUFACTURING	63	63	0	0	0	0	0	0	
367	AGRICULTURAL CHEMICALS	57	57	0	0	0	0	0	0	
281 SALES REPRES., MFG.										
18	AGRICULTURE SERVICES, EXC HORT	13	0	0	0	0	0	0	0	
527	FOOD AND RELATED PROD	1399	1216	10	4	0	0	13	0	
528	FARM PROD--RAW MATERIAL	88	78	0	0	0	0	173	0	
282 SALES REPRES., WHOLESALE TRADE										
679	FARM, GARDEN SUPPLY STORES	565	498	0	0	0	0	0	29	
689	RETAIL FLORISTS	216	188	0	0	0	0	0	0	
283 SALES CLERKS, RETAIL TRADE										
759	OTHER REPAIR SERVICES	74	5	0	0	0	0	0	0	
403 BLACKSMITHS										

SECTION 2.--OCCUPATIONS THAT REQUIRE OR UTILIZE AGRIBUSINESS COMPETENCIES ONLY IN SELECTED INDUSTRIES*, KENTUCKY

CODE	INDUSTRY	TOTAL ALL CLASSES	PRIVATE	CLASS OF WORKER				LOCAL	SELF EMPLOYED	UNPAID FAMILY WORKERS
				WAGE AND TOTAL	SALARY WORKER FEDERAL	GOVERNMENT STATE	WORKERS			
689	RETAIL FLORISTS	625	476	5	5	0	0	120	24	
107	LOGGING	15	15	0	0	0	0	0	0	
108	SAWMILL, PLANING MILL, MILL WK	201	201	0	0	0	0	0	0	
109	MISC WOOD PROD	8	8	0	0	0	0	0	0	
17	AGRICULTURAL PRODUCTION	5	5	0	0	0	0	0	0	
527	FOOD AND RELATED PROD	12	12	0	0	0	0	0	0	
528	FARM PROD-RAW MATERIAL	51	51	0	0	0	0	0	0	
178	FARM MACHINERY, EQUIP	196	196	0	0	0	0	0	0	
608	HARDWARE AND FARM EQUIPMENT	162	162	0	0	0	0	0	0	
178	FARM MACHINERY, EQUIP	33	33	0	0	0	0	0	0	
289	BEVERAGE INDUSTRIES	75	75	0	0	0	0	0	0	
268	MEAT PRODUCTS	46	30	9	9	0	0	0	7	
269	DAIRY PRODUCTS	30	30	0	0	0	0	0	0	
278	CANNING AND PRESERVING	7	7	0	0	0	0	0	0	
279	GRAIN MILL PRODUCTS	9	9	0	0	0	0	0	0	
328	PULP, PAPER, PAPERBOARD MILLS	10	10	0	0	0	0	0	0	
268	MEAT PRODUCTS	5	5	0	0	0	0	0	0	
269	DAIRY PRODUCTS	28	28	0	0	0	0	0	0	
278	CANNING AND PRESERVING	27	27	0	0	0	0	0	0	
299	TOBACCO MANUFACTURING	51	51	0	0	0	0	0	0	
317	YARN, FABRIC MILLS	5	5	0	0	0	0	0	0	
318	MISC TEXTILE MILL PRODUCTS	6	6	0	0	0	0	0	0	
527	FOOD AND RELATED PROD	44	40	4	0	0	0	0	0	
528	FARM PROD-RAW MATERIAL	5	5	0	0	0	0	0	0	
587	WHOLESALE, NEC	17	17	0	0	0	0	0	0	
628	GROCERY STORES	5	5	0	0	0	0	0	0	

SECTION 2.--OCCUPATIONS THAT REQUIRE OR UTILIZE AGRIBUSINESS COMPETENCIES ONLY IN SELECTED INDUSTRIES*, KENTUCKY

CODE	INDUSTRY	TOTAL ALL CLASSES	PRIVATE	CLASS OF WORKER				SELF EMPLOYED	UNPAID FAMILY WORKERS
				WAGE AND SALARY WORKER		GOVERNMENT WORKERS			
				TOTAL	FEDERAL	STATE	LOCAL		
638	FOOD STORES, NEC	6	6	0	0	0	0	0	0
107	LOGGING	110	82	0	0	0	24	4	0
108	SAWMILL, PLANING MILL, MILL WK	1179	1081	4	0	0	89	5	0
18	AGRICULTURE SERVICES, EXC HORT	5	5	0	0	0	0	0	0
17	AGRICULTURAL PRODUCTION	55	50	0	0	0	5	0	0
18	AGRICULTURE SERVICES, EXC HORT	44	39	0	0	0	5	0	0
27	FORESTRY	11	0	0	0	0	11	0	0
107	LOGGING	1407	640	15	0	8	675	77	0
107	LOGGING	40	27	0	0	0	13	0	0
108	SAWMILL, PLANING MILL, MILL WK	117	92	0	0	0	20	5	0
27	FORESTRY	63	25	38	0	32	0	0	0
108	SAWMILL, PLANING MILL, MILL WK	59	53	0	0	0	6	0	0
689	RETAIL FLORISTS	42	36	0	0	0	0	0	0
TOTAL	ALL 54 OCCUPATIONS	10314	8050	176	48	101	1912	176	0

* 54 OCCUPATIONS WITHIN SELECTED INDUSTRIES

SECTION 2.--OCCUPATIONS THAT REQUIRE OR UTILIZE AGRIBUSINESS COMPETENCIES ONLY IN SELECTED INDUSTRIES*, MISSISSIPPI

CODE	INDUSTRY	TOTAL ALL CLASSES	PRIVATE	CLASS OF WORKER				LOCAL	SELF EMPLOYED	UNPAID FAMILY WORKERS
				WAGE AND SALARY WORKER		GOVERNMENT WORKERS				
				TOTAL	FEDERAL	STATE	STATE			
608	HARDWARE AND FARM EQUIPMENT	20	14	0	0	0	0	0	6	0
19	HORTICULTURAL SERVICES	20	0	0	0	0	0	0	20	0
27	FORESTRY	11	0	11	0	0	0	0	0	0
269	DAIRY PRODUCTS	5	5	0	0	0	0	0	0	0
279	GRAIN MILL PRODUCTS	5	5	0	0	0	0	0	0	0
178	FARM MACHINERY, FQUIP	5	5	0	0	0	0	0	0	0
178	FARM MACHINERY, FQUIP	41	41	0	0	0	0	0	0	0
17	AGRICULTURAL PRODUCTION	6	0	6	0	6	0	0	0	0
18	AGRICULTURE SERVICES, EXC HORT	10	0	10	0	10	0	0	0	0
27	FORESTRY	11	0	11	0	0	0	0	0	0
28	FISHERIES	5	0	5	0	5	0	0	0	0
289	BEVERAGE INDUSTRIES	5	5	0	0	0	0	0	0	0
297	MISC FOOD PREPARATION	9	9	0	0	0	0	0	0	0
17	AGRICULTURAL PRODUCTION	5	5	0	0	0	0	0	0	0
858	COLLEGES AND UNIVERSITIES	58	0	58	0	58	0	0	0	0
367	AGRICULTURAL CHEMICALS	24	24	0	0	0	0	0	0	0
178	FARM MACHINERY, FQUIP	5	5	0	0	0	0	0	0	0
18	AGRICULTURE SERVICES, EXC HORT	130	82	0	0	0	0	0	48	0

SECTION 2.--OCCUPATIONS THAT REQUIRE OR UTILIZE AGRIBUSINESS COMPETENCIES ONLY IN SELECTED INDUSTRIES*, MISSISSIPPI

CODE	INDUSTRY	TOTAL ALL CLASSES	CLASS OF WORKER				LOCAL	SELF EMPLOYED	UNPAID FAMILY WORKERS
			PRIVATE	WAGE AND SALARY WORKER		PUBLIC RELATIONS MEN, PUBLICITY WRITERS			
				FEDERAL	STATE				
17	AGRICULTURAL PRODUCTION	4	4	0	0	0	0	0	
268	MEAT PRODUCTS	26	26	0	0	0	0	0	
269	DAIRY PRODUCTS	4	4	0	0	0	0	0	
418	WAREHOUSING AND STORAGE	5	5	0	0	0	0	0	
527	FOOD AND RELATED PROD	11	5	0	0	0	6	0	
528	FARM PROD--RAW MATERIAL	291	143	0	5	6	137	0	
527	FOOD AND RELATED PROD	64	47	0	0	0	17	0	
528	FARM PROD--RAW MATERIAL	11	5	0	0	0	6	0	
628	GROCERY STORES	164	81	5	0	0	68	10	
638	FOOD STORES, NEC	22	15	0	0	0	4	3	
527	FOOD AND RELATED PROD	72	72	0	0	0	0	0	
528	FARM PROD--RAW MATERIAL	11	11	0	0	0	0	0	
28	FISHERIES	58	28	5	0	0	25	0	
18	AGRICULTURE SERVICES, EXC HORT	11	5	0	0	0	6	0	
27	FORESTRY	7	0	7	0	0	0	0	
108	SAWMILL, PLANING MILL, MILL WK	29	29	0	0	0	0	0	
109	MISC WOOD PROD	43	43	0	0	0	0	0	
318	MISC TEXTILE MILL PRODUCTS	9	9	0	0	0	0	0	
629	DAIRY PROD STORES	5	5	0	0	0	0	0	
109	MISC WOOD PROD	10	10	0	0	0	0	0	
178	FARM MACHINERY, EQUIP	22	22	0	0	0	0	0	
268	MEAT PRODUCTS	23	23	0	0	0	0	0	
269	DAIRY PRODUCTS	24	24	0	0	0	0	0	
279	GRAIN MILL PRODUCTS	21	21	0	0	0	0	0	
527	FOOD AND RELATED PROD	100	94	0	0	0	6	0	
528	FARM PROD--RAW MATERIAL	7	7	0	0	0	0	0	
18	AGRICULTURE SERVICES, EXC HORT	149	120	9	4	0	14	6	

SECTION 2.--OCCUPATIONS THAT REQUIRE OR UTILIZE AGRIBUSINESS COMPETENCIES ONLY IN SELECTED INDUSTRIES*, MISSISSIPPI

CODE	INDUSTRY	TOTAL ALL CLASSES	PRIVATE	CLASS OF WORKER				LOCAL	SELF EMPLOYED	UNPAID FAMILY WORKERS
				WAGE AND SALARY WORKER		GOVERNMENT WORKERS				
				TOTAL	FEDERAL	STATE				
				245 MANAGERS AND ADMINISTRATORS, N.E.C.						
				CONTINUED						
19	HORTICULTURAL SERVICES	56	14	0	0	0	0	42	0	
27	FORESTRY	47	0	13	8	5	0	34	0	
28	FISHERIES	35	25	0	0	0	0	10	0	
178	FARM MACHINERY, EQUIP	75	65	0	0	0	0	10	0	
299	TOBACCO MANUFACTURING	4	4	0	0	0	0	0	0	
367	AGRICULTURAL CHEMICALS	35	35	0	0	0	0	0	0	
527	FOOD AND RELATED PROD	351	250	0	0	0	0	101	0	
528	FARM PROD-RAW MATERIAL	90	64	0	0	0	0	26	0	
679	FARM, GARDEN SUPPLY STORES	290	160	17	0	8	9	113	0	
689	RETAIL FLORISTS	181	51	0	0	0	0	114	16	
628	GROCERY STORES	9	9	0	0	0	0	0	0	
				260 ADVERTISING AGENTS AND SALESMEN						
528	FARM PROD-RAW MATERIAL	11	11	0	0	0	0	0	0	
				261 AUCTIONEERS						
109	MISC WOOD PROD	62	62	0	0	0	0	0	0	
299	TOBACCO MANUFACTURING	20	20	0	0	0	0	0	0	
367	AGRICULTURAL CHEMICALS	31	31	0	0	0	0	0	0	
				281 SALES REPRES., MFG.						
18	AGRICULTURE SERVICES, EXC HORT	11	11	0	0	0	0	0	0	
527	FOOD AND RELATED PROD	1065	959	0	0	0	0	98	8	
528	FARM PROD-RAW MATERIAL	54	34	0	0	0	0	20	0	
				282 SALES REPRES., WHOLESALE TRADE						
679	FARM, GARDEN SUPPLY STORES	358	314	0	0	0	0	35	9	
689	RETAIL FLORISTS	147	135	0	0	0	0	12	0	
				283 SALES CLERKS, RETAIL TRADE						
17	AGRICULTURAL PRODUCTION	21	21	0	0	0	0	0	0	
				394 MISCELLANEOUS CLERICAL WORKERS						
759	OTHER REPAIR SERVICES	78	5	0	0	0	0	73	0	
				403 BLACKSMITHS						
689	RETAIL FLORISTS	428	314	4	4	0	0	102	8	
				425 DECORATORS AND WINDOW DRESSERS						
107	LOGGING	63	63	0	0	0	0	0	0	
				450 INSPECTORS, SCALERS, GRADERS, LOG, LUMBER						

SECTION 2.--OCCUPATIONS THAT REQUIRE OR UTILIZE AGRIBUSINESS COMPETENCIES ONLY IN SELECTED INDUSTRIES*, MISSISSIPPI

CODE	INDUSTRY	TOTAL ALL CLASSES	CLASS OF WORKER				LOCAL	SELF EMPLOYED	UNPAID FAMILY WORKERS
			PRIVATE	WAGE AND SALARY WORKER		GOVERNMENT WORKERS			
				TOTAL	FEDERAL				
108 SAWMILL, PLANING MILL, MILL WK		495	495	0	0	0	0	0	
109 MISC WOOD PROD		68	68	0	0	0	0	0	
268 MEAT PRODUCTS		14	14	0	0	0	0	0	
527 FOOD AND RELATED PROD		27	27	0	0	0	0	0	
528 FARM PROD--RAW MATERIAL		5	5	0	0	0	0	0	
178 FARM MACHINERY, EQUIP		15	15	0	0	0	0	0	
608 HARDWARE AND FARM EQUIPMENT		266	266	0	0	0	0	0	
268 MEAT PRODUCTS		165	148	17	0	0	0	0	
269 DAIRY PRODUCTS		13	13	0	0	0	0	0	
278 CANNING AND PRESERVING		4	4	0	0	0	0	0	
279 GRAIN MILL PRODUCTS		35	35	0	0	0	0	0	
328 PULP, PAPER, PAPERBOARD MILLS		112	112	0	0	0	0	0	
268 MEAT PRODUCTS		113	113	0	0	0	0	0	
269 DAIRY PRODUCTS		19	19	0	0	0	0	0	
278 CANNING AND PRESERVING		50	50	0	0	0	0	0	
297 MISC FOOD PREPARATION		5	5	0	0	0	0	0	
317 YARN, FABRIC MILLS		4	4	0	0	0	0	0	
527 FOOD AND RELATED PROD		96	91	5	0	0	0	0	
528 FARM PROD--RAW MATERIAL		8	8	0	0	0	0	0	
638 FOOD STORES, NEC		10	10	0	0	0	0	0	
107 LOGGING		476	432	0	0	0	44	0	
108 SAWMILL, PLANING MILL, MILL WK		1292	1225	9	9	0	58	0	
18 AGRICULTURE SERVICES, EXC HORT		167	153	4	4	0	10	0	
17 AGRICULTURAL PRODUCTION		224	214	0	0	0	6	4	
18 AGRICULTURE SERVICES, EXC HORT		98	87	0	0	0	11	0	

SECTION 2.--OCCUPATIONS THAT REQUIRE OR UTILIZE AGRIBUSINESS COMPETENCIES ONLY IN SELECTED INDUSTRIES* MISSISSIPPI

CODE	INDUSTRY	TOTAL ALL CLASSES	PRIVATE	CLASS OF WORKER					LOCAL	SELF EMPLOYED	UNPAID FAMILY WORKERS
				WAGE AND SALARY WORKER		GOVERNMENT WORKERS		AND WOODCHOPPERS			
				TOTAL	FEDERAL	STATE	FEDERAL				
107	LOGGING	3820	2368	0	0	0	0	0	1401	51	
107	LOGGING	232	178	0	0	0	0	0	54	0	
108	SAWMILL, PLANING MILL, MILL WK	167	139	0	0	0	0	0	28	0	
18	AGRICULTURE SERVICES, EXC HORT	19	19	0	0	0	0	0	0	0	
27	FORESTRY	329	123	201	109	92	0	0	5	0	
108	SAWMILL, PLANING MILL, MILL WK	206	200	0	0	0	0	0	6	0	
689	RETAIL FLORISTS	45	45	0	0	0	0	0	0	0	
TOTAL ALL 54 OCCUPATIONS		13699	10400	408	190	203	15	2776	115		

* 54 OCCUPATIONS WITHIN SELECTED INDUSTRIES

SECTION 2.--OCCUPATIONS THAT REQUIRE OR UTILIZE AGRIBUSINESS COMPETENCIES ONLY IN SELECTED INDUSTRIES**, NORTH CAROLINA

CODE	INDUSTRY	TOTAL ALL CLASSES	PRIVATE	CLASS OF WORKER				LOCAL	SELF EMPLOYED	UNPAID FAMILY WORKERS
				WAGE AND SALARY WORKER		GOVERNMENT WORKERS				
				TOTAL	FEDERAL	STATE				
608	HARDWARE AND FARM EQUIPMENT	11	11	0	0	0	0	0	0	
19	HORTICULTURAL SERVICES	249	59	0	0	0	0	190	0	
27	FORESTRY	12	7	5	5	0	0	0	0	
268	MEAT PRODUCTS	20	20	0	0	0	0	0	0	
269	DAIRY PRODUCTS	19	19	0	0	0	0	0	0	
278	CANNING AND PRESERVING	5	5	0	0	0	0	0	0	
297	MISC FOOD PREPARATION	5	5	0	0	0	0	0	0	
178	FARM MACHINERY, EQUIP	4	4	0	0	0	0	0	0	
178	FARM MACHINERY, EQUIP	5	5	0	0	0	0	0	0	
178	FARM MACHINERY, EQUIP	5	5	0	0	0	0	0	0	
18	AGRICULTURE SERVICES, EXC HORT	11	0	11	6	5	0	0	0	
27	FORESTRY	15	0	15	15	0	0	0	0	
17	AGRICULTURAL PRODUCTION	5	0	5	0	5	0	0	0	
278	CANNING AND PRESERVING	11	11	0	0	0	0	0	0	
279	GRAIN MILL PRODUCTS	6	6	0	0	0	0	0	0	
289	BEVERAGE INDUSTRIES	15	15	0	0	0	0	0	0	
297	MISC FOOD PREPARATION	10	10	0	0	0	0	0	0	
299	TOBACCO MANUFACTURING	169	169	0	0	0	0	0	0	
367	AGRICULTURAL CHEMICALS	9	9	0	0	0	0	0	0	
299	TOBACCO MANUFACTURING	40	40	0	0	0	0	0	0	
858	COLLEGES AND UNIVERSITIES	99	11	88	4	77	7	0	0	
367	AGRICULTURAL CHEMICALS	14	14	0	0	0	0	0	0	

SECTION 2.--OCCUPATIONS THAT REQUIRE OR UTILIZE AGRIBUSINESS COMPETENCIES ONLY IN SELECTED INDUSTRIES*, NORTH CAROLINA

CODE	INDUSTRY	TOTAL ALL CLASSES	PRIVATE	CLASS OF WORKER				LOCAL	SELF EMPLOYED	UNPAID FAMILY WORKERS
				WAGE AND TOTAL	SALARY WORKER		GOVERNMENT STATE			
					FEDERAL	STATE				
178	FARM MACHINERY, EQUIP	3	3	0	0	0	0	0	0	
18	AGRICULTURE SERVICES, EXC HORT	27	16	5	0	5	0	6	0	
299	TOBACCO MANUFACTURING	33	33	0	0	0	0	0	0	
268	MEAT PRODUCTS	38	38	0	0	0	0	0	0	
269	DAIRY PRODUCTS	15	15	0	0	0	0	0	0	
279	GRAIN MILL PRODUCTS	4	4	0	0	0	0	0	0	
527	FOOD AND RELATED PROD	60	51	0	0	0	0	9	0	
528	FARM PROD--RAW MATERIAL	301	181	5	5	0	0	108	7	
527	FOOD AND RELATED PROD	108	96	0	0	0	0	12	0	
528	FARM PROD--RAW MATERIAL	15	15	0	0	0	0	0	0	
628	GROCERY STORES	160	126	4	4	0	0	30	0	
638	FOOD STORES, NEC	37	27	0	0	0	0	10	0	
608	HARDWARE AND FARM EQUIPMENT	14	14	0	0	0	0	0	0	
19	HORTICULTURAL SERVICES	18	12	0	0	0	0	0	6	
527	FOOD AND RELATED PROD	111	111	0	0	0	0	0	0	
528	FARM PROD--RAW MATERIAL	4	4	0	0	0	0	0	0	
28	FISHERIES	44	23	0	0	0	0	21	0	
18	AGRICULTURE SERVICES, EXC HORT	15	15	0	0	0	0	0	0	
27	FORESTRY	7	7	0	0	0	0	0	0	
108	SAMMILL, PLANNG MILL, MILL WK	71	61	0	0	0	0	10	0	
109	MISC WOOD PROD	4	4	0	0	0	0	0	0	
299	TOBACCO MANUFACTURING	287	287	0	0	0	0	0	0	
317	YARN, FABRIC MILLS	261	261	0	0	0	0	0	0	
318	MISC TEXTILE MILL PRODUCTS	6	6	0	0	0	0	0	0	
629	DAIRY PROD STORES	27	23	0	0	0	0	4	0	

SECTION 2.--OCCUPATIONS THAT REQUIRE OR UTILIZE AGRIBUSINESS COMPETENCIES ONLY IN SELECTED INDUSTRIES*, NORTH CAROLINA

CODE	INDUSTRY	TOTAL ALL CLASSES	CLASS OF WORKER				LOCAL	SELF EMPLOYED	UNPAID FAMILY WORKERS
			PRIVATE	WAGE AND SALARY WORKER		GOVERNMENT WORKERS			
				TOTAL	FEDERAL				
				231 SALES MANAGERS, DEPT HEADS, RETAIL TRADE CONTINUED					
638	FOOD STORES, NEC	23	19	0	0	0	0	4	
679	FARM, GARDEN SUPPLY STORES	70	49	1	0	0	0	21	
				233 SALES MANAGERS, EXCEPT RETAIL TRADE					
109	MISC WOOD PROD	16	16	0	0	0	0	0	
178	FARM MACHINERY, EQUIP	9	9	0	0	0	0	0	
268	MEAT PRODUCTS	18	18	0	0	0	0	0	
269	DAIRY PRODUCTS	33	28	0	0	0	0	5	
278	CANNING AND PRESERVING	5	5	0	0	0	0	0	
279	GRAIN MILL PRODUCTS	7	7	0	0	0	0	0	
299	TOBACCO MANUFACTURING	33	33	0	0	0	0	0	
527	FOOD AND RELATED PROD	280	271	0	0	0	0	9	
528	FARM PROD--RAW MATERIAL	17	17	0	0	0	0	0	
				245 MANAGERS AND ADMINISTRATORS, N.E.C.					
17	AGRICULTURAL PRODUCTION	3	0	0	0	0	0	3	
18	AGRICULTURE SERVICES, EXC HORT	173	99	31	0	31	0	43	
19	HORTICULTURAL SERVICES	175	41	6	0	6	0	128	
27	FORESTRY	60	28	11	6	5	0	21	
28	FISHERIES	70	42	4	4	0	0	24	
178	FARM MACHINERY, EQUIP	112	108	0	0	0	0	4	
299	TOBACCO MANUFACTURING	348	338	0	0	0	0	10	
367	AGRICULTURAL CHEMICALS	72	68	0	0	0	0	4	
527	FOOD AND RELATED PROD	1089	760	0	0	0	0	329	
528	FARM PROD--RAW MATERIAL	177	140	0	0	0	0	37	
679	FARM, GARDEN SUPPLY STORES	563	368	0	0	0	0	195	
689	RETAIL FLORISTS	566	122	12	0	7	5	426	
				261 AUCTIONEERS					
528	FARM PROD--RAW MATERIAL	23	18	0	0	0	0	5	
				262 DEMONSTRATORS					
628	GROCERY STORES	11	11	0	0	0	0	0	
				281 SALES REPRES., MFG.					
109	MISC WOOD PROD	63	48	0	0	0	0	15	
299	TOBACCO MANUFACTURING	173	173	0	0	0	0	0	
367	AGRICULTURAL CHEMICALS	68	64	0	0	0	0	4	
				282 SALES REPRES., WHOLESALE TRADE					
18	AGRICULTURE SERVICES, EXC HORT	42	42	0	0	0	0	0	

SECTION 2.---OCCUPATIONS THAT REQUIRE OR UTILIZE AGRIBUSINESS COMPETENCIES ONLY IN SELECTED INDUSTRIES*, NORTH CAROLINA

CODE	INDUSTRY	TOTAL ALL CLASSES	PRIVATE	CLASS OF WORKFR				SELF EMPLOYED	UNPAID FAMILY WORKERS
				WAGE AND TOTAL	SALARY WORKER FEDERAL	GOVERNMENT STATE	WHOLESALE TRADE		
527	FOOD AND RELATED PROD	2787	2463	0	0	0	0	320	4
528	FARM PROD--RAW MATERIAL	138	114	7	0	4	3	17	0
679	FARM, GARDEN SUPPLY STORES	923	774	5	0	0	5	115	29
689	RETAIL FLORISTS	425	342	0	0	0	0	78	5
17	AGRICULTURAL PRODUCTION	7	7	0	0	0	0	0	0
528	FARM PROD--RAW MATERIAL	31	31	0	0	0	0	0	0
17	AGRICULTURAL PRODUCTION	18	13	5	5	0	0	0	0
759	OTHER REPAIR SERVICES	43	12	0	0	0	0	31	0
689	RETAIL FLORISTS	1048	846	0	0	0	0	183	19
107	LOGGING	34	34	0	0	0	0	0	0
108	SAWMILL, PLANING MILL, MILL WK	494	483	6	0	6	0	5	0
109	MISC WOOD PROD	37	32	0	0	0	0	5	0
268	MEAT PRODUCTS	25	19	6	6	0	0	0	0
527	FOOD AND RELATED PROD	69	63	6	0	0	0	0	0
528	FARM PROD--RAW MATERIAL	120	113	7	7	0	0	0	0
178	FARM MACHINERY, EQUIP	18	18	0	0	0	0	0	0
608	HARDWARE AND FARM EQUIPMENT	402	397	0	0	0	0	5	0
289	BEVERAGE INDUSTRIES	9	9	0	0	0	0	0	0
268	MEAT PRODUCTS	241	221	20	11	9	0	0	0
269	DAIRY PRODUCTS	16	16	0	0	0	0	0	0
278	CANNING AND PRESERVING	57	57	0	0	0	0	0	0

SECTION 2.--OCCUPATIONS THAT REQUIRE OR UTILIZE AGRIBUSINESS COMPETENCIES ONLY IN SELECTED INDUSTRIES*, NORTH CAROLINA

CODE	INDUSTRY	TOTAL ALL CLASSES	PRIVATE	CLASS OF WORKER				LOCAL	SELF EMPLOYED	UNPAID FAMILY WORKERS
				WAGE AND SALARY WORKER GOVERNMENT WORKERS		STATE				
				TOTAL	FEDERAL	FEDERAL	STATE			
279	GRAIN MILL PRODUCTS	37	37	0	0	0	0	0	0	
328	PULP, PAPER, PAPERBOARD MILLS	343	343	0	0	0	0	0	0	
388	LEATHER TANNING, FINISHING	6	6	0	0	0	0	0	0	
610 CHECKERS, EXAMINERS, INSPECTORS; MFG. CONTINUED										
268	MEAT PRODUCTS	142	137	0	0	0	0	5	0	
269	DAIRY PRODUCTS	4	4	0	0	0	0	0	0	
278	CANNING AND PRESERVING	91	91	0	0	0	0	0	0	
297	MISC FOOD PREPARATION	4	4	0	0	0	0	0	0	
299	TOBACCO MANUFACTURING	69	69	0	0	0	0	0	0	
317	YARN, FABRIC MILLS	856	852	4	0	0	4	0	0	
318	MISC TEXTILE MILL PRODUCTS	10	10	0	0	0	0	0	0	
388	LEATHER TANNING, FINISHING	16	10	6	0	6	0	0	0	
624 GRADERS AND SORTERS, MANUFACTURING										
418	WAREHOUSING AND STORAGE	10	5	0	0	0	0	5	0	
527	FOOD AND RELATED PROD	237	210	4	4	0	0	0	0	
528	FARM PROD--RAW MATERIAL	45	45	0	0	0	0	0	16	
587	WHOLESALE, NEC	5	5	0	0	0	0	0	0	
638	FOOD STORES, NEC	14	14	0	0	0	0	0	0	
625 PROD, GRADR, PACKERS, EXC. FARM, FACTORY										
107	LOGGING	417	382	0	0	0	0	35	0	
108	SAWMILL, PLANING MILL, MILL WK	2008	1756	15	10	0	5	231	6	
662 SAWYERS										
18	AGRICULTURE SERVICES, EXC HORT	51	41	10	0	5	5	0	0	
690 MACHINE OPERATIVES, MISC. SPECIFIED										
17	AGRICULTURAL PRODUCTION	393	366	7	0	7	0	13	7	
18	AGRICULTURE SERVICES, EXC HORT	73	73	0	0	0	0	0	0	
715 TRUCK DRIVERS										
27	FORESTRY	11	11	0	0	0	0	0	0	
107	LOGGING	3810	2287	6	0	6	0	1486	31	
761 LUMBERMEN, RAFTSMEN, AND WOODCHOPPERS										
763 TEAMSTERS										
107	LOGGING	97	60	0	0	0	0	37	0	
108	SAWMILL, PLANING MILL, MILL WK	328	296	6	6	0	0	26	0	
780 MISCELLANEOUS LABORERS										
18	AG..ICULTURE SERVICES, EXC HORT	24	24	0	0	0	0	0	0	

SECTION 2.--OCCUPATIONS THAT REQUIRE OR UTILIZE AGRIBUSINESS COMPETENCIES ONLY IN SELECTED INDUSTRIES**, NORTH CAROLINA

CODE	INDUSTRY	TOTAL ALL CLASSES	PRIVATE	CLASS OF WORKER				LOCAL	SELF EMPLOYED	UNPAID FAMILY WORKERS
				WAGE AND TOTAL	SALARY FEDERAL	GOVERNMENT STATE	WORKERS			
				780 MISCELLANEOUS LABORERS CONTINUED						
27	FORESTRY	251	179	58	19	39	0	14	0	
108	SAWMILL, PLANNING MILL, MILL WK	338	305	0	0	0	0	33	0	
689	RETAIL FLORISTS	131	115	0	0	0	0	16	0	
	TOTAL ALL 54 OCCUPATIONS	23471	18601	380	123	223	34	4354	136	

* 54 OCCUPATIONS WITHIN SELECTED INDUSTRIES

SECTION 2.--OCCUPATIONS THAT REQUIRE OR UTILIZE AGRIBUSINESS COMPETENCIES ONLY IN SELECTED INDUSTRIES*, SOUTH CAROLINA

CODE	INDUSTRY	TOTAL ALL CLASSES	PRIVATE	CLASS OF WORKER				SELF EMPLOYED	UNPAID FAMILY WORKERS
				WAGE AND SALARY WORKER		STATE	LOCAL		
				TOTAL	FEDERAL				
19	HORTICULTURAL SERVICES	66	7	2	0	0	0	59	0
27	FORESTRY	4	0	11	4	0	0	0	0
268	MEAT PRODUCTS	10	10	13	0	0	0	0	0
297	MISC FOOD PREPARATION	5	5	14	0	0	0	0	0
178	FARM MACHINERY, EQUIP	9	9	23	0	0	0	0	0
178	FARM MACHINERY, EQUIP	4	4	44	0	0	0	0	0
18	AGRICULTURE SERVICES, EXC HORT	6	0	45	0	6	0	0	0
297	MISC FOOD PREPARATION	5	5	56	0	0	0	0	0
19	HORTICULTURAL SERVICES	6	6	102	0	0	0	0	0
858	COLLEGES AND UNIVERSITIES	79	8	152	0	71	0	0	0
178	FARM MACHINERY, EQUIP	6	6	183	0	0	0	0	0
19	HORTICULTURAL SERVICES	5	0	203	0	0	0	0	5
268	MEAT PRODUCTS	6	6	205	0	0	0	0	0
418	WAREHOUSING AND STORAGE	7	7		0	0	0	0	0
527	FOOD AND RELATED PROD	45	39		0	0	0	6	0
528	FARM PROD-RAW MATERIAL	101	42		5	0	0	54	0
527	FOOD AND RELATED PROD	64	49		0	0	0	15	0
628	GROCERY STORES	145	74		11	0	0	60	0

SECTION 2.---OCCUPATIONS THAT REQUIRE OR UTILIZE AGRIBUSINESS COMPETENCIES ONLY IN SELECTED INDUSTRIES*, SOUTH CAROLINA

CODE	INDUSTRY	TOTAL ALL CLASSES	PRIVATE	CLASS OF WORKER				LOCAL	SELF EMPLOYED	UNPAID FAMILY WORKERS
				WAGE AND TOTAL	GOVERNMENT WORKERS		STATE			
					FEDERAL	FEDERAL				
				205 BUYERS, WHOLESALE AND RETAIL TRADE CONTINUED						
638	FOOD STORES, NEC	4	0	0	0	0	0	0	4	0
689	RETAIL FLORISTS	13	7	0	0	0	0	0	6	0
527	FOOD AND RELATED PROD	33	33	0	0	0	0	0	0	0
				220 OFFICE MANAGERS, N.E.C.						
				225 PURCHASING AGENTS AND BUYERS, N.E.C.						
18	AGRICULTURE SERVICES, EXC HORT	5	5	0	0	0	0	0	0	0
27	FORESTRY	5	0	5	0	0	5	0	0	0
108	SAWMILL, PLANNG MILL, MILL WK	18	11	0	0	0	0	0	7	0
109	MISC WOOD PROD	8	8	0	0	0	0	0	0	0
299	TOBACCO MANUFACTURING	4	4	0	0	0	0	0	0	0
317	YARN, FABRIC MILLS	125	125	0	0	0	0	0	0	0
318	MISC TEXTILE MILL PRODUCTS	9	9	0	0	0	0	0	0	0
				231 SALES MANAGERS, DEPT HEADS, RETAIL TRADE						
629	DAIRY PROD STORES	5	5	0	0	0	0	0	0	0
638	FOOD STORES, NEC	9	9	0	0	0	0	0	0	0
679	FARM, GARDEN SUPPLY STORES	43	43	0	0	0	0	0	0	0
689	RETAIL FLORISTS	9	9	0	0	0	0	0	0	0
				233 SALES MANAGERS, EXCEPT RETAIL TRADE						
109	MISC WOOD PROD	10	10	0	0	0	0	0	0	0
178	FARM MACHINERY, EQUIP	11	11	0	0	0	0	0	0	0
268	MEAT PRODUCTS	6	6	0	0	0	0	0	0	0
269	DAIRY PRODUCTS	24	24	0	0	0	0	0	0	0
278	CANNING AND PRESERVING	5	5	0	0	0	0	0	0	0
279	GRAIN MILL PRODUCTS	22	22	0	0	0	0	0	0	0
299	TOBACCO MANUFACTURING	10	10	0	0	0	0	0	0	0
527	FOOD AND RELATED PROD	86	86	0	0	0	0	0	0	0
528	FARM PROD--RAW MATERIAL	5	5	0	0	0	0	0	0	0
				245 MANAGERS AND ADMINISTRATORS, N.E.C.						
17	AGRICULTURAL PRODUCTION	11	0	0	0	0	0	0	11	0
18	AGRICULTURE SERVICES, EXC HORT	125	36	58	6	52	0	0	31	0
19	HORTICULTURAL SERVICES	74	34	0	0	0	0	0	40	0
27	FORESTRY	74	23	12	7	5	0	0	39	0
28	FISHERIES	29	14	5	5	0	0	0	10	0
178	FARM MACHINERY, EQUIP	14	14	0	0	0	0	0	0	0
299	TOBACCO MANUFACTURING	17	17	0	0	0	0	0	0	0
367	AGRICULTURAL CHEMICALS	38	38	0	0	0	0	0	0	0

SECTION 2.--OCCUPATIONS THAT REQUIRE OR UTILIZE AGRIBUSINESS COMPETENCIES ONLY IN SELECTED INDUSTRIES*, SOUTH CAROLINA

CODE	INDUSTRY	TOTAL ALL CLASSES	CLASS OF WORKER					UNPAID FAMILY WORKERS	
			PRIVATE	WAGE AND SALARY WORKER GOVERNMENT WORKERS		LOCAL	SELF EMPLOYED		
				TOTAL	FEDERAL				STATE
				245 MANAGERS AND ADMINISTRATORS, N.E.C. CONTINUED					
527	FOOD AND RELATED PROD	500	392	5	0	0	5	103	0
528	FARM PROD--RAW MATERIAL	118	76	0	0	0	0	42	0
679	FARM, GARDEN SUPPLY STORES	282	195	0	0	0	0	83	4
689	RETAIL FLORISTS	232	32	0	0	0	0	200	0
528	FARM PROD--RAW MATERIAL	5	5	0	0	0	0	0	0
628	GROCERY STORES	5	5	0	0	0	0	0	0
109	MISC WOOD PROD	25	25	0	0	0	0	0	0
299	TOBACCO MANUFACTURING	22	22	0	0	0	0	0	0
367	AGRICULTURAL CHEMICALS	56	56	0	0	0	0	0	0
388	LEATHER TANNING, FINISHING	5	5	0	0	0	0	0	0
18	AGRICULTURE SVCTCS, EXC HORT	38	33	0	0	0	0	5	0
527	FOOD AND RELATED PROD	1271	1144	0	0	0	0	127	0
528	FARM PROD--RAW MATERIAL	81	76	0	0	0	0	5	0
679	FARM, GARDEN SUPPLY STORES	443	398	0	0	0	0	45	0
689	RETAIL FLORISTS	135	106	0	0	0	0	24	5
528	FARM PROD--RAW MATERIAL	5	5	0	0	0	0	0	0
17	AGRICULTURAL PRODUCTION	6	0	0	0	0	0	0	6
759	OTHER REPAIR SERVICES	14	6	0	0	0	0	8	0
689	RETAIL FLORISTS	499	326	0	0	0	0	163	10
27	FORESTRY	8	8	0	0	0	0	0	0
107	LOGGING	35	35	0	0	0	0	0	0

SECTION 2.--OCCUPATIONS THAT REQUIRE OR UTILIZE AGRIBUSINESS COMPETENCIES ONLY IN SELECTED INDUSTRIES*, SOUTH CAROLINA

CODE	INDUSTRY	TOTAL ALL CLASSES	PRIVATE	CLASS OF WORKER				LOCAL	SELF EMPLOYED	UNPAID FAMILY WORKERS
				WAGE AND SALARY WORKER		GOVERNMENT WORKERS				
				TOTAL	FEDERAL	STATE	LOCAL			
108	SAMMILL, PLANNG MILL, MILL WK	252	252	0	0	0	0	0	0	
109	MISC WOOD PROD	35	35	0	0	0	0	0	0	
17	AGRICULTURAL PRODUCTION	11	0	11	5	6	0	0	0	
527	FOOD AND RELATED PROD	35	35	0	0	0	0	0	0	
528	FARM PROD--RAW MATERIAL	9	9	0	0	0	0	0	0	
178	FARM MACHINERY, EQUIP	6	6	0	0	0	0	0	0	
608	HARDWARE AND FARM EQUIPMENT	214	214	0	0	0	0	0	0	
268	MEAT PRODUCTS	79	75	4	4	0	0	0	0	
269	DAIRY PRODUCTS	6	6	0	0	0	0	0	0	
278	CANNING AND PRESERVING	42	42	0	0	0	0	0	0	
328	PULP, PAPER, PAPERBOARD MILLS	101	101	0	0	0	0	0	0	
268	MEAT PRODUCTS	39	34	5	0	5	0	0	0	
278	CANNING AND PRESERVING	14	14	0	0	0	0	0	0	
299	TOBACCO MANUFACTURING	37	37	0	0	0	0	0	0	
317	YARN, FABRIC MILLS	1158	1158	0	0	0	0	0	0	
318	MISC TEXTILE MILL PRODUCTS	56	56	0	0	0	0	0	0	
527	FOOD AND RELATED PROD	87	82	0	0	0	0	0	5	
628	GROCERY STORES	4	0	4	4	0	0	0	0	
107	LOGGING	296	284	0	0	0	0	12	0	
108	SAMMILL, PLANNG MILL, MILL WK	766	745	0	0	0	0	21	0	
18	AGRICULTURE SERVICES, EXC HORT	36	36	0	0	0	0	0	0	
17	AGRICULTURAL PRODUCTION	164	156	0	0	0	0	8	0	
18	AGRICULTURE SERVICES, EXC HORT	95	89	0	0	0	0	6	0	
107	LOGGING	2758	2074	6	6	0	0	651	27	

SECTION 2.--OCCUPATIONS THAT REQUIRE OR UTILIZE AGRIBUSINESS COMPETENCIES ONLY IN SELECTED INDUSTRIES*, SOUTH CAROLINA

CODE	INDUSTRY	TOTAL ALL CLASSES	PRIVATE	CLASS OF WORKER			LOCAL	SELF EMPLOYED	UNPAID FAMILY WORKERS
				WAGE AND TOTAL	SALARY WORKER GOVERNMENT WORKERS FEDERAL	STATE			
107 LOGGING		64	50	0	0	0	0	0	
108 SAWMILL, PLANING MILL, MILL WK		82	82	0	0	0	0	0	
27 FORESTRY		152	69	83	41	42	0	0	
28 FISHERIES		6	6	0	0	0	0	0	
108 SAWMILL, PLANING MILL, MILL WK		199	194	0	0	0	0	0	
689 RETAIL FLORISTS		49	49	0	0	0	0	0	
TOTAL ALL 54 OCCUPATIONS		12061	9840	295	98	192	5	1864	

* 54 OCCUPATIONS WITHIN SELECTED INDUSTRIES

SECTION 2.--OCCUPATIONS THAT REQUIRE OR UTILIZE AGRIBUSINESS COMPETENCIES ONLY IN SELECTED INDUSTRIES*, TENNESSEE

CODE	INDUSTRY	TOTAL ALL CLASSES	PRIVATE	CLASS OF WORKER				LOCAL	SELF EMPLOYED	UNPAID FAMILY WORKERS
				WAGE AND SALARY WORKER		GOVERNMENT WORKERS				
				TOTAL	FEDERAL	STATE				
608	HARDWARE AND FARM EQUIPMENT	9	0	0	0	0	0	9	0	
19	HORTICULTURAL SERVICES	104	25	0	0	0	0	79	0	
27	FORESTRY	22	0	22	0	0	0	0	0	
178	FARM MACHINERY, EQUIP	4	4	0	0	0	0	0	0	
268	MEAT PRODUCTS	25	25	0	0	0	0	0	0	
269	DAIRY PRODUCTS	9	9	0	0	0	0	0	0	
279	GRAIN MILL PRODUCTS	13	13	0	0	0	0	0	0	
297	MISC FOOD PREPARATION	13	13	0	0	0	0	0	0	
178	FARM MACHINERY, EQUIP	39	39	0	0	0	0	0	0	
178	FARM MACHINERY, EQUIP	29	29	0	0	0	0	0	0	
18	AGRICULTURE SERVICES, EXC HORT	9	4	5	0	5	0	0	0	
268	MEAT PRODUCTS	5	5	0	0	0	0	0	0	
279	GRAIN MILL PRODUCTS	15	15	0	0	0	0	0	0	
289	BEVERAGE INDUSTRIES	5	5	0	0	0	0	0	0	
297	MISC FOOD PREPARATION	21	21	0	0	0	0	0	0	
299	TOBACCO MANUFACTURING	5	5	0	0	0	0	0	0	
367	AGRICULTURAL CHEMICALS	14	14	0	0	0	0	0	0	
17	AGRICULTURAL PRODUCTION	4	4	0	0	0	0	0	0	
279	GRAIN MILL PRODUCTS	6	0	0	0	0	0	6	0	
858	COLLEGES AND UNIVERSITIES	67	5	62	0	62	0	0	0	

SECTION 2.--OCCUPATIONS THAT REQUIRE OR UTILIZE AGRIBUSINESS COMPETENCIES ONLY IN SELECTED INDUSTRIES*, TENNESSEE

CODE	INDUSTRY	TOTAL ALL CLASSES	CLASS OF WORKER					UNPAID FAMILY WORKERS
			PRIVATE	WAGE AND SALARY WORKER		SELF EMPLOYED	LOCAL	
				FEDERAL	STATE			
178	FARM MACHINERY, EQUIP	9	9	0	0	0	0	0
18	AGRICULTURE SERVICES, EXC HORT	16	11	0	0	0	5	0
178	FARM MACHINERY, EQUIP	10	10	0	0	0	0	0
628	GROCERY STORES	5	5	0	0	0	0	0
268	MEAT PRODUCTS	43	43	0	0	0	0	0
269	DAIRY PRODUCTS	26	26	0	0	0	0	0
278	CANNING AND PRESERVING	5	5	0	0	0	0	0
279	GRAIN MILL PRODUCTS	6	6	0	0	0	0	0
527	FOOD AND RELATED PROD	44	30	0	0	0	14	0
528	FARM PROD-RAW MATERIAL	463	239	5	5	0	213	6
527	FOOD AND RELATED PROD	110	78	0	0	0	26	6
528	FARM PROD-RAW MATERIAL	20	15	0	0	0	5	0
628	GROCERY STORES	188	145	0	0	0	37	6
638	FOOD STORES, NEC	6	0	0	0	0	6	0
689	RETAIL FLORISTS	5	5	0	0	0	0	0
608	HARDWARE AND FARM EQUIPMENT	11	11	0	0	0	0	0
19	HORTICULTURAL SERVICES	6	6	0	0	0	0	0
527	FOOD AND RELATED PROD	35	35	0	0	0	0	0
528	FARM PROD-RAW MATERIAL	38	28	0	0	0	10	0
108	SAWMILL, PLANNING MILL, MILL WK	58	41	0	0	0	17	0
109	MISC WOOD PROD	28	28	0	0	0	0	0
299	TOBACCO MANUFACTURING	14	14	0	0	0	0	0
317	YARN, FABRIC MILLS	24	24	0	0	0	0	0
318	MISC TEXTILE MILL PRODUCTS	10	10	0	0	0	0	0
629	DAIRY PROD STORES	6	6	0	0	0	0	0

SECTION 2.--OCCUPATIONS THAT REQUIRE OR UTILIZE AGRIBUSINESS COMPETENCIES ONLY IN SELECTED INDUSTRIES*, TENNESSEE

CODE	INDUSTRY	TOTAL ALL CLASSES	PRIVATE	CLASS OF WORKER				LOCAL	SELF EMPLOYED	UNPAID FAMILY WORKERS
				WAGE AND TOTAL	SALARY WORKER GOVERNMENT	FEDERAL STATE	WORKERS			
				231 SALES MANAGERS, DEPT HEADS, RETAIL TRADE, CONTINUED						
638	FOOD STORES, NEC	5	5	0	0	0	0	0	0	
679	FARM, GARDEN SUPPLY STORES	24	24	0	0	0	0	0	0	
689	RETAIL FLORISTS	5	0	0	0	0	0	5	0	
				233 SALES MANAGERS, EXCEPT RETAIL TRADE						
178	FARM MACHINERY, EQUIP	4	4	0	0	0	0	0	0	
268	MEAT PRODUCTS	27	21	0	0	0	0	6	0	
269	DAIRY PRODUCTS	21	21	0	0	0	0	0	0	
278	CANNING AND PRESERVING	19	19	0	0	0	0	0	0	
279	GRAIN MILL PRODUCTS	30	30	0	0	0	0	0	0	
299	TOBACCO MANUFACTURING	11	11	0	0	0	0	0	0	
527	FOOD AND RELATED PROD	184	184	0	0	0	0	0	0	
528	FARM PROD--RAW MATERIAL	21	21	0	0	0	0	0	0	
				245 MANAGERS AND ADMINISTRATORS, N.E.C.						
17	AGRICULTURAL PRODUCTION	6	0	0	0	0	0	6	0	
18	AGRICULTURE SERVICES, EXC HORT	96	43	0	0	0	0	53	0	
19	HORTICULTURAL SERVICES	76	31	0	0	0	0	45	0	
27	FORESTRY	28	5	17	0	0	0	6	0	
28	FISHERIES	3	0	0	0	0	0	3	0	
178	FARM MACHINERY, EQUIP	40	40	0	0	0	0	0	0	
299	TOBACCO MANUFACTURING	21	21	0	0	0	0	0	0	
367	AGRICULTURAL CHEMICALS	61	55	0	0	0	0	6	0	
527	FOOD AND RELATED PROD	852	645	0	0	0	0	207	0	
528	FARM PROD--RAW MATERIAL	248	163	23	4	6	13	62	0	
679	FARM, GARDEN SUPPLY STORES	342	172	11	0	0	11	142	17	
689	RETAIL FLORISTS	389	72	0	0	0	0	317	0	
				260 ADVERTISING AGENTS AND SALESMEN						
628	GROCERY STORES	5	5	0	0	0	0	0	0	
				261 AUCTIONEERS						
528	FARM PROD--RAW MATERIAL	4	0	0	0	0	0	4	0	
				262 DEMONSTRATORS						
527	FOOD AND RELATED PROD	22	22	0	0	0	0	0	0	
628	GROCERY STORES	11	11	0	0	0	0	0	0	
				281 SALES REPRESENT., MFG.						
109	MISC WOOD PROD	18	18	0	0	0	0	0	0	
299	TOBACCO MANUFACTURING	58	58	0	0	0	0	0	0	

SECTION 2.--OCCUPATIONS THAT REQUIRE OR UTILIZE AGRIBUSINESS COMPETENCIES ONLY IN SELECTED INDUSTRIES*, TENNESSEE

CODE	INDUSTRY	TOTAL ALL CLASSES	PRIVATE	CLASS OF WORKER				LOCAL	SELF EMPLOYED	UNPAID FAMILY WORKERS
				WAGE AND SALARY WORKER		GOVERNMENT WORKERS				
				TOTAL	FEDERAL	STATE				
				281 SALES REPRES., MFG. CONTINUED						
367	AGRICULTURAL CHEMICALS	83	83	0	0	0	0	0	0	0
388	LEATHER TANNING, FINISHING	4	4	0	0	0	0	0	0	0
18	AGRICULTURE SERVICES, EXC HORT	62	58	0	0	0	0	4	0	0
527	FOOD AND RELATED PROD	2257	2064	0	0	0	0	193	0	0
528	FARM PROD-RAW MATERIAL	227	217	5	0	0	5	5	0	0
679	FARM, GARDEN SUPPLY STORES	595	496	9	0	0	9	67	13	13
689	RETAIL FLORISTS	346	294	0	0	0	0	41	11	11
18	AGRICULTURE SERVICES, EXC HORT	5	5	0	0	0	0	0	0	0
528	FARM PROD-RAW MATERIAL	12	12	0	0	0	0	0	0	0
759	OTHER REPAIR SERVICES	77	12	0	0	0	0	65	0	0
689	RETAIL FLORISTS	871	697	0	0	0	0	151	23	23
107	LOGGING	7	7	0	0	0	0	0	0	0
108	SAWMILL, PLANNING MILL, MILL WK	409	409	0	0	0	0	0	0	0
109	MISC WOOD PROD	25	25	0	0	0	0	0	0	0
17	AGRICULTURAL PRODUCTION	16	0	16	0	16	0	0	0	0
268	MEAT PRODUCTS	4	4	0	0	0	0	0	0	0
527	FOOD AND RELATED PROD	37	37	0	0	0	0	0	0	0
528	FARM PROD-RAW MATERIAL	130	130	0	0	0	0	0	0	0
178	FARM MACHINERY, EQUIP	43	43	0	0	0	0	0	0	0
608	HARDWARE AND FARM EQUIPMENT	244	239	0	0	0	0	0	0	5
178	FARM MACHINERY, EQUIP	19	19	0	0	0	0	0	0	0

SECTION 2.--OCCUPATIONS THAT REQUIRE OR UTILIZE AGRIBUSINESS COMPETENCIES ONLY IN SELECTED INDUSTRIES*, TENNESSEE

CODE	INDUSTRY	TOTAL ALL CLASSES	PRIVATE	CLASS OF WORKER				LOCAL	SELF EMPLOYED	UNPAID FAMILY WORKERS
				WAGE AND SALARY WORKER		GOVERNMENT WORKERS				
				TOTAL	FEDERAL	STATE				
289	BEVERAGE INDUSTRIES	5	5	0	0	0	0	0	0	
				575	CRAFTSMEN AND KINDRED WORKERS, N.E.C.	0	0			
268	MEAT PRODUCTS	88	78	10	0	0	0	0	0	
269	DAIRY PRODUCTS	37	37	0	0	0	0	0	0	
278	CANNING AND PRESERVING	109	109	0	0	0	0	0	0	
279	GRAIN MILL PRODUCTS	79	79	0	0	0	0	0	0	
328	PULP, PAPER, PAPERBOARD MILLS	156	156	0	0	0	0	0	0	
388	LEATHER TANNING, FINISHING	30	30	0	0	0	0	0	0	
				610	CHECKERS, EXAMINERS, INSPECTORS; MFG.					
268	MEAT PRODUCTS	41	41	0	0	0	0	0	0	
269	DAIRY PRODUCTS	10	10	0	0	0	0	0	0	
278	CANNING AND PRESERVING	15	15	0	0	0	0	0	0	
317	YARN, FABRIC MILLS	24	24	0	0	0	0	0	0	
388	LEATHER TANNING, FINISHING	12	12	0	0	0	0	0	0	
				624	GRADERS AND SORTERS, MANUFACTURING					
527	FOOD AND RELATED PROD	106	106	0	0	0	0	0	0	
528	FARM PROD--RAW MATERIAL	10	10	0	0	0	0	0	0	
587	WHOLESALE, NEC	2	2	0	0	0	0	0	0	
638	FOOD STORES, NEC	19	19	0	0	0	0	0	0	
				625	PROD, GRADR, PACKERS, EXC. FARM, FACTORY					
107	LOGGING	59	52	0	0	0	0	7	0	
108	SAWMILL, PLANNG MILL, MILL WK	1639	1556	0	0	0	0	78	5	
				662	SAWYERS					
18	AGRICULTURE SERVICES, EXC HORT	87	74	8	0	0	8	5	0	
				690	MACHINE OPERATIVES, MISC. SPECIFIED					
17	AGRICULTURAL PRODUCTION	182	151	8	8	5	10	0	0	
18	AGRICULTURE SERVICES, EXC HORT	115	90	0	0	0	25	0	0	
				715	TRUCK DRIVERS					
27	FORESTRY	11	0	11	0	0	0	0	0	
107	LOGGING	1860	988	5	5	0	837	30	0	
				761	LUMBERMEN, RAFTSMEN, AND WOODCHOPPERS					
107	LOGGING	71	16	0	0	0	55	0	0	
108	SAWMILL, PLANNG MILL, MILL WK	163	163	0	0	0	0	0	0	
				763	TEAMSTERS					
18	AGRICULTURE SERVICES, EXC HORT	20	20	0	0	0	0	0	0	
				780	MISCELLANEOUS LABORERS					

SECTION 2.--OCCUPATIONS THAT REQUIRE OR UTILIZE AGRIBUSINESS COMPETENCIES ONLY IN SELECTED INDUSTRIES*, TENNESSEE

CODE	INDUSTRY	TOTAL ALL CLASSES	PRIVATE	CLASS OF WORKER			LOCAL	SELF EMPLOYED	UNPAID FAMILY WORKERS
				WAGE AND TOTAL	SALARY GOVERNMENT	WORKER WORKERS STATE			
27	FORESTRY	56	38	5	5	0	0	0	
108	SAWMILL, PLANING MILL, MILL WK	165	141	0	0	0	0	13	
689	RETAIL FLORISTS	48	48	0	0	0	0	24	
	TOTAL ALL 54 OCCUPATIONS	14917	11691	235	76	97	62	2869	

780 MISCELLANEOUS LABORERS
CONTINUED

* 54 OCCUPATIONS WITHIN SELECTED INDUSTRIES

Employment Table Section III

Occupations Within Selected Industries Where Some Workers Require, or Utilize Agribusiness Competencies

This section consists of 67 occupations within 82 selected industries. The major difference from section II is that not all persons employed in the occupations in section III require or utilize agribusiness competencies. For example, some economists in universities require or utilize agribusiness competency (such as agricultural economist) while other economists in the same industry do not use, or require, such competencies.

SECTION 3.---OCCUPATIONS WITHIN SELECTED INDUSTRIES WHERE SOME WORKERS REQUIRE, OR UTILIZE AGRIBUSINESS COMPETENCIES*, ALABAMA

CODE	INDUSTRY	TOTAL ALL CLASSES	PRIVATE	CLASS OF WORKER				LOCAL	SELF EMPLOYED	UNPAID FAMILY WORKERS
				WAGE AND SALARY WORKER		GOVERNMENT WORKERS				
				TOTAL	FEDERAL	STATE	STATE			
				1 ACCOUNTANTS						
708	CREDIT AGENCIES	77	65	12	0	0	0	0	0	
738	BUSINESS MANAGEMNT SERVICES	229	142	5	0	5	0	82	0	
739	COMPUTER PROGRAMMING	16	16	0	0	0	0	0	0	
889	ACCOUNTING, AUDITING	1759	886	25	19	0	6	842	6	
				2 ARCHITECTS (LANDSCAPE)						
888	ENG AND ARCH SERVICES	333	170	0	0	0	0	163	0	
917	FEDERAL PUBLIC ADMIN	10	0	10	10	0	0	0	0	
				11 CIVIL ENGINEERS						
68	GENERAL CONTRACTORS, EXC BLDG	1372	120	1252	291	865	96	0	0	
				13 INDUSTRIAL ENGINEERS						
197	MACHINERY, NEC	65	65	0	0	0	0	0	0	
				14 MECHANICAL ENGINEERS						
197	MACHINERY, NEC	71	71	0	0	0	0	0	0	
				22 SALES ENGINEERS						
197	MACHINERY, NEC	36	36	0	0	0	0	0	0	
				23 ENGINEERS, N.E.C. (AGRICULTURAL)						
67	GENERAL BUILDING CONTRACTORS	10	10	0	0	0	0	0	0	
68	GENERAL CONTRACTORS, EXC BLDG	28	4	24	20	4	0	0	0	
158	FABRICATED METAL PROD	33	33	0	0	0	0	0	0	
197	MACHINERY, NEC	46	46	0	0	0	0	0	0	
467	ELECTRIC LIGHT AND POWER	26	15	11	11	0	0	0	0	
858	COLLEGES AND UNIVERSITIES	33	0	33	0	33	0	0	0	
917	FEDERAL PUBLIC ADMIN	952	0	952	952	0	0	0	0	
927	STATE PUBLIC ADMIN	18	0	18	0	18	0	0	0	
				36 STATISTICIANS						
858	COLLEGES AND UNIVERSITIES	11	0	11	0	11	0	0	0	
897	MISC PROFESSIONAL SERVICES	4	0	4	4	0	0	0	0	
917	FEDERAL PUBLIC ADMIN	45	0	45	45	0	0	0	0	
				43 ATMOSPHERIC AND SPACE SCIENTISTS						
917	FEDERAL PUBLIC ADMIN	71	0	71	71	0	0	0	0	
				44 BIOLOGICAL SCIENTISTS						
729	COMMERCIAL R AND D	20	20	0	0	0	0	0	0	
858	COLLEGES AND UNIVERSITIES	40	21	19	5	14	0	0	0	

SECTION 3.--OCCUPATIONS WITHIN SELECTED INDUSTRIES WHERE SOME WORKERS REQUIRE, OR UTILIZE AGRIBUSINESS COMPETENCIES*, ALABAMA

CODE	INDUSTRY	TOTAL ALL CLASSES	PRIVATE	CLASS OF WORKER				LOCAL	SELF EMPLOYED	UNPAID FAMILY WORKERS
				WAGE AND SALARY WORKER GOVERNMENT WORKERS		GOVERNMENT WORKERS				
				TOTAL	FEDERAL	STATE				
44 BIOLOGICAL SCIENTISTS CONTINUED										
869	MUSEUMS, ART GALLERIES; ZOOS	6	0	6	0	0	0	6	0	0
897	MISC PROFESSIONAL SERVICES	52	52	0	0	0	0	0	0	0
917	FEDERAL PUBLIC ADMIN	45	0	45	0	0	0	0	0	0
927	STATE PUBLIC ADMIN	39	0	39	0	39	0	0	0	0
45 CHEMISTS										
49	CRUDE PETROLEUM AND NAT GAS	4	4	0	0	0	0	0	0	0
317	YARN, FABRIC MILLS	19	19	0	0	0	0	0	0	0
328	PULP, PAPER, PAPERBOARD MILLS	40	40	0	0	0	0	0	0	0
347	INDUSTRIAL CHEMICALS	58	58	0	0	0	0	0	0	0
368	MISC CHEMICALS	10	10	0	0	0	0	0	0	0
508	DRUGS, CHEMICALS, ALLIED PROD	6	6	0	0	0	0	0	0	0
729	COMMERCIAL R AND D	34	30	0	0	0	0	4	0	0
858	COLLEGES AND UNIVERSITIES	41	13	28	6	22	0	0	0	0
897	MISC PROFESSIONAL SERVICES	83	36	41	41	0	0	6	0	0
927	STATE PUBLIC ADMIN	5	0	5	0	5	0	0	0	0
56 PERSONNEL AND LABOR RELATIONS WORKERS										
917	FEDERAL PUBLIC ADMIN	525	0	525	0	0	0	0	0	0
927	STATE PUBLIC ADMIN	422	0	422	0	422	0	0	0	0
85 HEALTH TECHNOLOGIST, TECHNICIANS, N.E.C.										
848	HEALTH SERVICES, NEC	64	5	59	0	37	22	0	0	0
858	COLLEGES AND UNIVERSITIES	149	48	101	13	88	0	0	0	0
91 ECONOMISTS										
338	NEWSPAPER PUBLISHING, PRINTING	11	11	0	0	0	0	0	0	0
709	STOCK BROKERS, INVESTMENT	5	5	0	0	0	0	0	0	0
738	BUSINESS MANAGEMENT SERVICES	21	16	0	0	0	0	5	0	0
858	COLLEGES AND UNIVERSITIES	18	0	18	0	18	0	0	0	0
897	MISC PROFESSIONAL SERVICES	5	0	5	5	0	0	0	0	0
917	FEDERAL PUBLIC ADMIN	75	0	75	75	0	0	0	0	0
927	STATE PUBLIC ADMIN	25	0	25	0	25	0	0	0	0
104 BIOLOGY TEACHERS (COLLEGE)										
858	COLLEGES AND UNIVERSITIES	311	62	249	6	243	0	0	0	0
105 CHEMISTRY TEACHERS (COLLEGE)										
858	COLLEGES AND UNIVERSITIES	164	33	131	0	131	0	0	0	0
111 ENGINEERING TEACHERS (COLLEGE)										
858	COLLEGES AND UNIVERSITIES	217	12	205	0	199	6	0	0	0

SECTION 3.---OCCUPATIONS WITHIN SELECTED INDUSTRIES WHERE SOME WORKERS REQUIRE, OR UTILIZE AGRIBUSINESS COMPETENCIES*, ALABAMA

CODE	INDUSTRY	TOTAL ALL CLASSES	PRIVATE	CLASS OF WORKER				LOCAL	SELF EMPLOYED	UNPAID FAMILY WORKERS
				WAGE AND SALARY WORKER		GOVERNMENT WORKERS				
				TOTAL	FEDERAL	STATE	LOCAL			
858	COLLEGES AND UNIVERSITIES	539	98	113	HEALTH SPECIALTIES TEACHERS (COLLEGE)	16	375	50	0	0
				441						
858	COLLEGES AND UNIVERSITIES	114	10	116	ECONOMICS TEACHERS (COLLEGE)	4	100	0	0	0
				104						
858	COLLEGES AND UNIVERSITIES	47	0	134	TRADE, INDUSTRIAL, TECHNICAL TEACHERS	4	36	7	0	0
				47						
858	COLLEGES AND UNIVERSITIES	235	43	135	MISC. TEACHERS, COLLEGE & UNIVERSITY	8	173	11	0	0
				192						
857	ELEMENTARY, SECONDARY	14233	1381	144	ADULT EDUCATION TEACHERS	3	27	189	5	0
				219				189		
867	EDUCATIONAL SERVICES, NEC	524	79	867	EDUCATIONAL SERVICES, NEC	52	300	68	25	0
				420				68		
878	WELFARE SERVICES	9	0	878	WELFARE SERVICES	9	0	9	0	0
				9				9		
857	ELEMENTARY, SECONDARY	14233	1381	144	ADULT EDUCATION TEACHERS	3	27	189	5	0
				219				189		
467	ELECTRIC LIGHT AND POWER	43	43	153	ELECTRICAL, ELECTRONIC ENG. TECH.	0	0	0	0	0
				0				0		
427	AIR TRANSPORTATION	213	191	163	AIRPLANE PILOTS	5	7	6	4	0
				18				6		
737	EMPLOYMENT, TEMPORARY HELP	10	0	174	VOCATIONAL AND EDUCATIONAL COUNSELORS	0	10	0	0	0
				10				0		
857	ELEMENTARY, SECONDARY	531	62	857	ELEMENTARY, SECONDARY	10	75	384	0	0
				469				384		
858	COLLEGES AND UNIVERSITIES	395	133	858	COLLEGES AND UNIVERSITIES	4	258	0	0	0
				262				0		
867	EDUCATIONAL SERVICES, NEC	81	19	867	EDUCATIONAL SERVICES, NEC	7	44	5	6	0
				56				5		
917	FEDERAL PUBLIC ADMIN	29	0	917	FEDERAL PUBLIC ADMIN	29	0	0	0	0
				29				0		
927	STATE PUBLIC ADMIN	17	0	927	STATE PUBLIC ADMIN	17	0	0	0	0
				17				0		
937	LOCAL PUBLIC ADMIN	5	0	937	LOCAL PUBLIC ADMIN	5	0	5	0	0
				5				5		
809	MISC ENTERTAINMENT	207	149	180	ATHLETES AND KINDRED WORKERS	0	11	20	24	3
				31				20		
338	NEWSPAPER PUBLISHING, PRINTING	6	6	181	AUTHORS	0	0	0	0	0
				0				0		
867	EDUCATIONAL SERVICES, NEC	6	0	867	EDUCATIONAL SERVICES, NEC	6	0	0	0	0
				6				0		
197	MACHINERY, NEC	9	9	183	DESIGNERS	0	0	0	0	0
				0				0		

SECTION 3.--OCCUPATIONS WITHIN SELECTED INDUSTRIES WHERE SOME WORKERS REQUIRE, OR UTILIZE AGRIBUSINESS COMPETENCIES*, ALABAMA

CODE	INDUSTRY	TOTAL ALL CLASSES	PRIVATE	CLASS OF WORKER				LOCAL	SELF EMPLOYED	UNPAID FAMILY WORKERS
				WAGE AND SALARY WORKER GOVERNMENT WORKERS		GOVERNMENT WORKERS				
				TOTAL	FEDERAL	STATE	LOCAL			
259	MISC MANUFACTURING	29	29	0	0	0	0	0	0	
	183 DESIGNERS CONTINUED									
338	NEWSPAPER PUBLISHING, PRINTING	625	600	10	10	0	0	10	5	
339	PRINTING, PUBLISHING EXC NEWS	70	58	0	0	0	0	12	0	
807	MOTION PICTURES, THEATERS	9	0	0	0	0	0	0	0	
858	COLLEGES AND UNIVERSITIES	73	16	0	57	0	0	0	0	
917	FEDERAL PUBLIC ADMIN	91	0	91	0	0	0	0	0	
927	STATE PUBLIC ADMIN	15	0	15	0	15	0	0	0	
	192 PUBLIC RELATIONS MEN, PUBLICITY WRITERS									
609	DEPARTMENT, MAIL ORDER	3	3	0	0	0	0	0	0	
697	MISC RETAIL TRADF STORES	5	5	0	0	0	0	0	0	
917	FEDERAL PUBLIC ADMIN	40	0	40	0	0	0	0	0	
927	STATE PUBLIC ADMIN	17	0	17	0	17	0	0	0	
	201 ASSESSORS, CONTROLLERS, LOCAL PUB ADMIN									
937	LOCAL PUBLIC ADMIN	271	0	271	0	0	271	0	0	
	202 BANK OFFICERS AND FINANCIAL MANAGERS									
707	BANKING	2431	2357	74	58	16	0	0	0	
708	CREDIT AGENCIES	912	820	92	87	5	0	0	0	
	205 BUYERS, WHOLESALE AND RETAIL TRADE									
609	DEPARTMENT, MAIL ORDER	299	270	0	0	0	0	17	12	
697	MISC RETAIL TRADF STORES	94	61	0	0	0	0	33	0	
	210 CREDIT MEN									
707	BANKING	23	23	0	0	0	0	0	0	
708	CREDIT AGENCIES	144	144	0	0	0	0	0	0	
748	OTHER MISC BUSINFSS SERVICES	37	22	0	0	0	0	15	0	
	215 INSPECTORS, EXC. CONSTRUCTION, PUB ADMIN									
917	FEDERAL PUBLIC ADMIN	1052	0	1052	0	0	0	0	0	
927	STATE PUBLIC ADMIN	196	0	196	0	196	0	0	0	
937	LOCAL PUBLIC ADMIN	158	0	158	0	0	158	0	0	
	222 OFFICIALS, ADMIN., PUB. ADMIN., N.E.C.									
917	FEDERAL PUBLIC ADMIN	2351	0	2351	0	0	0	0	0	
927	STATE PUBLIC ADMIN	702	0	702	0	702	0	0	0	
937	LOCAL PUBLIC ADMIN	1010	0	1010	0	0	1010	0	0	

SECTION 3.--OCCUPATIONS WITHIN SELECTED INDUSTRIES WHERE SOME WORKERS REQUIRE, OR UTILIZE AGRIBUSINESS COMPETENCIES*, ALABAMA

CODE	INDUSTRY	TOTAL ALL CLASSES	PRIVATE	CLASS OF WORKER				LOCAL UNIONS	SELF EMPLOYED	UNPAID FAMILY WORKERS
				WAGE AND TOTAL	GOVERNMENT WORKERS		SOCIETIES, UNIONS			
					FEDERAL	STATE				
887	NONPROFIT MEMBERSHIP	596	596	0	0	0	0	0	0	
259	MISC MANUFACTURING	11	11	0	0	0	0	0	0	
328	PULP, PAPER, PAPERBOARD MILLS	69	69	0	0	0	0	0	0	
878	WELFARE SERVICES	5	5	0	0	0	0	0	0	
607	LUMBER, BUILDING MATERIAL	69	69	0	0	0	0	0	0	
608	HARDWARE AND FARM EQUIPMENT	22	22	0	0	0	0	0	0	
609	DEPARTMENT, MAIL ORDER	668	668	0	0	0	0	0	0	
627	MISC MERCHANDISE STORES	105	81	15	0	0	0	9	0	
628	GROCERY STORES	596	577	9	0	0	0	5	5	
697	MISC RETAIL TRADE STORES	62	62	0	0	0	0	0	0	
127	CEMENT, CONCRETE, PLASTER	14	14	0	0	0	0	0	0	
259	MISC MANUFACTURING	17	12	0	0	0	0	0	0	
418	WAREHOUSING AND STORAGE	6	6	0	0	0	0	0	0	
539	MACHINERY EQUIP, SUPPLIES	161	161	0	0	0	0	0	0	
587	WHOLESALE, NEC	87	81	0	0	0	0	6	0	
858	COLLEGES AND UNIVERSITIES	576	210	348	5	316	27	18	0	
107	LOGGING	758	132	0	0	0	0	618	8	
108	SAWMILL, PLANNING MILL, MILL WK	423	300	0	0	0	0	123	0	
109	MISC WOOD PROD	127	63	0	0	0	0	64	0	
259	MISC MANUFACTURING	150	115	4	0	4	0	26	5	
268	MEAT PRODUCTS	173	147	6	0	0	0	20	0	
269	DAIRY PRODUCTS	104	99	0	0	0	0	5	0	
278	CANNING AND PRESFRVING	46	32	0	0	0	0	14	0	
317	YARN, FABRIC MILLS	344	336	0	0	0	0	8	0	
318	MISC TEXTILE MILL PRODUCTS	44	34	0	0	0	0	10	0	
328	PULP, PAPER, PAPERBOARD MILLS	317	317	0	0	0	0	0	0	
417	TRUCKING SERVICE	711	465	4	0	0	4	242	0	
418	WAREHOUSING AND STORAGE	188	150	10	0	10	0	28	0	
429	TRANSPORTATION SERVICES	87	72	0	0	0	0	15	0	
587	WHOLESALE, NEC	362	275	0	0	0	0	83	4	
607	LUMBER, BUILDING MATERIAL	584	411	0	0	0	0	173	0	
608	HARDWARE AND FARM EQUIPMENT	588	343	0	0	0	0	240	5	

SECTION 3.--OCCUPATIONS WITHIN SELECTED INDUSTRIES WHERE SOME WORKERS REQUIRE, OR UTILIZE AGRIBUSINESS COMPETENCIES*, ALABAMA

CODE	INDUSTRY	TOTAL ALL CLASSES	PRIVATE	CLASS OF WORKER				LOCAL	SELF EMPLOYED	UNPAID FAMILY WORKERS
				WAGE AND TOTAL	SALARY FEDERAL	WORKER STATE	GOVERNMENT WORKERS			
				245 MANAGERS AND ADMINISTRATORS, N.F.C.						
				CONTINUED						
627	MISC MERCHANDISE STORES	858	393	49	44	5	0	387	29	
628	GROCERY STORES	6487	2653	11	11	0	0	3699	124	
629	DAIRY PROD STORES	59	44	0	0	0	0	9	6	
638	FOOD STORES, NEC	143	55	0	0	0	0	88	0	
708	CREDIT AGENCIES	449	406	10	10	0	0	33	0	
709	STOCK BROKERS, INVESTMENT	247	202	0	0	0	0	40	5	
718	REAL ESTATE, RE LAW INSURANCE	486	268	76	12	0	64	128	14	
739	COMPUTER PROGRAMMING	55	50	5	0	5	0	0	0	
748	OTHER MISC BUSINESS SERVICES	398	268	10	5	0	5	103	17	
759	OTHER REPAIR SERVICES	178	79	0	0	0	0	99	0	
778	LODGING PLACES, FXC HOTELS	234	87	0	0	0	0	136	11	
869	MUSEUMS, ART GALLERIES; ZOOS	6	0	6	0	0	6	0	0	
887	NONPROFIT MEMBERSHIP	150	150	0	0	0	0	0	0	
				261 AUCTIONEERS						
748	OTHER MISC BUSINESS SERVICES	16	0	0	0	0	0	16	0	
				265 INSURANCE AGENTS, BROKERS, UNDERWRITERS						
717	INSURANCE	7867	7259	66	42	14	10	537	5	
718	REAL ESTATE, RE LAW INSURANCE	140	106	0	0	0	0	34	0	
				271 STOCK AND BOND SALESMEN						
709	STOCK BROKERS, INVESTMENT	457	388	20	10	10	0	49	0	
				281 SALES REPRES., MFG.						
127	CEMENT, CONCRETE, PLASTER	158	153	0	0	0	0	5	0	
157	CUTLERY, OTHER HARDWARE	46	41	0	0	0	0	5	0	
259	MISC MANUFACTURING	127	113	0	0	0	0	14	0	
				320 ENUMERATORS AND INTERVIEWERS						
738	BUSINESS MANAGEMENT SERVICES	86	81	0	0	0	0	5	0	
858	COLLEGES AND UNIVERSITIES	8	8	0	0	0	0	0	0	
917	FEDERAL PUBLIC ADMIN	1045	0	1045	1045	0	0	0	0	
927	STATE PUBLIC ADMIN	43	0	43	0	43	0	0	0	
				321 ESTIMATORS AND INVESTIGATORS, N.E.C.						
708	CREDIT AGENCIES	130	130	0	0	0	0	0	0	
917	FEDERAL PUBLIC ADMIN	681	0	681	681	0	0	0	0	
927	STATE PUBLIC ADMIN	113	0	113	0	113	0	0	0	
937	LOCAL PUBLIC ADMIN	58	0	58	0	0	58	0	0	
				323 EXPEDITERS AND PRODUCTION CONTROLLERS						
108	SAWMILL, PLANING MILL, MILL WK	10	10	0	0	0	0	0	0	

SECTION 3.--OCCUPATIONS WITHIN SELECTED INDUSTRIES WHERE SOME WORKERS REQUIRE, OR UTILIZE AGRIBUSINESS COMPETENCIES*, ALABAMA

CODE	INDUSTRY	TOTAL ALL CLASSES	PRIVATE	CLASS OF WORKER				LOCAL	SELF EMPLOYED	UNPAID FAMILY WORKERS
				WAGE AND TOTAL	SALARY WORKER GOVERNMENT WORKERS FEDERAL STATE	CONTROLLERS	CONTINUED			
279	GRAIN MILL PRODUCTS	5	5	0	0	0	0	0	0	0
717	INSURANCE	922	892	17	5	7	13	13	0	0
707	BANKING	5	5	0	0	0	0	0	0	0
708	CREDIT AGENCIES	25	11	14	0	0	0	0	0	0
717	INSURANCE	28	0	19	0	0	9	9	0	0
718	REAL ESTATE, RE LAW INSURANCE	78	34	0	0	0	44	44	0	0
17	AGRICULTURAL PRODUCTION	53	48	5	0	5	0	0	0	0
18	AGRICULTURE SERVICES, EXC HORT	24	24	0	0	0	0	0	0	0
19	HORTICULTURAL SERVICES	17	12	0	0	0	0	0	0	5
27	FORESTRY	14	10	4	0	4	0	0	0	0
937	LOCAL PUBLIC ADMIN	242	0	242	0	0	242	0	0	0
748	OTHER MISC BUSINESS SERVICES	22	17	5	5	0	0	0	0	0
848	HEALTH SERVICES, NEC	126	5	116	0	32	84	5	0	0
539	MACHINERY EQUIP, SUPPLIES	406	406	0	0	0	0	0	0	0
759	OTHER REPAIR SERVICES	266	232	0	0	0	0	34	0	0
197	MACHINERY, NEC	25	25	0	0	0	0	0	0	0
127	CEMENT, CONCRETE, PLASTER	5	5	0	0	0	0	0	0	0
157	CUTLERY, OTHER HARDWARE	14	14	0	0	0	0	0	0	0
268	MEAT PRODUCTS	1367	1351	16	0	0	16	0	0	0
778	LODGING PLACES, EXC HOTELS	5	5	0	0	0	0	0	0	0
778	LODGING PLACES, EXC HOTELS	5	0	0	0	0	0	0	0	0
933	ATTENDANTS, PERSONNEL SERVICE, N.E.C.	5	0	0	0	0	0	5	0	0

SECTION 3.--OCCUPATIONS WITHIN SELECTED INDUSTRIES WHERE SOME WORKERS REQUIRE, OR UTILIZE AGRIBUSINESS COMPETENCIES*, ALABAMA

CODE	INDUSTRY	TOTAL ALL CLASSES	PRIVATE	CLASS OF WORKER			LOCAL	SELF EMPLOYED	UNPAID FAMILY WORKERS
				WAGE AND TOTAL	SALARY WORKER GOVERNMENT WORKERS FEDERAL STATE				
809	MISC ENTERTAINMENT	54	46	0	0	0	8	0	

933 ATTENDANTS, PERSONNEL SERVICE, N.E.C.
CONTINUED

* 67 OCCUPATIONS WITHIN SELECTED INDUSTRIES. SOME OCCUPATIONS MAY BE IN SECTION 2 AND 3 DEPENDING ON DEGREE OF KNOWLEDGE REQUIRED AND ATTACHMENT TO THE AGRIBUSINESS SECTOR

SECTION 3.--OCCUPATIONS WITHIN SELECTED INDUSTRIES WHERE SOME WORKERS REQUIRE, OR UTILIZE AGRIBUSINESS COMPETENCIES*, ALABAMA

CODE	OCCUPATION	TOTAL ALL CLASSES	PRIVATE	CLASS OF WORKER				LOCAL	SELF EMPLOYED	UNPAID FAMILY WORKERS
				WAGE AND TOTAL	SALARY FEDERAL	GOVERNMENT STATE	WORKERS			
SUMMARY ALL INDUSTRIES										
1	ACCOUNTANTS	2081	1109	42	31	5	6	924	6	6
2	ARCHITECTS (LANDSCAPE)	343	170	10	10	0	0	163	0	0
11	CIVIL ENGINEERS	1372	120	1252	291	865	96	0	0	0
13	INDUSTRIAL ENGINEERS	65	65	0	0	0	0	0	0	0
14	MECHANICAL ENGINEERS	71	71	0	0	0	0	0	0	0
22	SALES ENGINEERS	36	36	0	0	0	0	0	0	0
23	ENGINEERS, N.E.C. (AGRICULTURAL)	1146	108	1038	983	55	0	0	0	0
36	STATISTICIANS	60	0	60	49	11	0	0	0	0
43	ATMOSPHERIC AND SPACE SCIENTISTS	71	0	71	71	0	0	0	0	0
44	BIOLOGICAL SCIENTISTS	202	93	109	50	53	6	0	0	0
45	CHEMISTS	300	216	74	47	27	10	0	0	0
56	PERSONNEL AND LABOR RELATIONS WORKERS	947	0	947	525	422	0	0	0	0
85	HEALTH TECHNOLOGIST, TECHNICIANS, N.E.C.	213	53	160	13	125	22	0	0	0
91	ECONOMISTS	160	32	123	80	43	0	5	0	0
104	BIOLOGY TEACHERS (COLLEGE)	311	62	249	6	243	0	0	0	0
105	CHEMISTRY TEACHERS (COLLEGE)	164	33	131	0	131	0	0	0	0
111	ENGINEERING TEACHERS (COLLEGE)	217	12	205	0	199	6	0	0	0
113	HEALTH SPECIALTIES TEACHERS (COLLEGE)	539	98	441	16	375	50	0	0	0
116	ECONOMICS TEACHERS (COLLEGE)	114	10	104	4	100	0	0	0	0
134	TRADE, INDUSTRIAL, TECHNICAL TEACHERS	47	0	47	4	36	7	0	0	0
135	MISC. TEACHERS, COLLEGE & UNIVERSITY	235	43	192	8	173	11	0	0	0
141	ADULT EDUCATION TEACHERS	771	93	648	55	327	266	30	0	0
144	SECONDARY SCHOOL TEACHERS	14233	1381	12852	131	2013	10708	0	0	0
153	ELECTRICAL, ELECTRONIC ENG. TECH.	43	43	0	0	0	0	0	0	0
163	AIRPLANE PILOTS	213	191	18	5	7	6	4	0	0
174	VOCATIONAL AND EDUCATIONAL COUNSELORS	1068	214	848	50	404	394	6	0	0
180	ATHLETES AND KINDRED WORKERS	207	149	31	0	11	20	24	0	0
181	AUTHORS	12	6	6	6	0	0	0	0	0
183	DESIGNERS	38	38	0	0	0	0	0	0	0
184	EDITORS AND REPORTERS	883	683	173	91	82	0	22	0	0
192	PUBLIC RELATIONS MEN, PUBLICITY WRITERS	65	8	57	40	17	0	0	0	0
201	ASSESSORS, CONTROLLERS, LOCAL PUB ADMIN	271	0	271	0	0	271	0	0	0
202	BANK OFFICERS AND FINANCIAL MANAGERS	3343	3177	166	145	21	0	0	0	0
205	BUYERS, WHOLESALE AND RETAIL TRADE	393	331	0	0	0	0	50	12	0
210	CREDIT MEN	204	189	0	0	0	0	15	0	0
215	INSPECTORS, EXC. CONSTRUCTION, PUB ADMIN	1406	0	1406	1052	196	158	0	0	0
222	OFFICIALS, ADMIN., PUB. ADMIN., N.E.C.	4063	0	4063	2351	702	1010	0	0	0
223	OFFICIALS OF LODGES, SOCIETIES, UNIONS	596	596	0	0	0	0	0	0	0
225	PURCHASING AGENTS AND BUYERS, N.E.C.	85	85	0	0	0	0	0	0	0
231	SALES MANAGERS, DEPT HEADS, RETAIL TRADE	1522	1479	24	24	0	0	14	5	0

SECTION 3.--OCCUPATIONS WITHIN SELECTED INDUSTRIES WHERE SOME WORKERS REQUIRE, OR UTILIZE AGRIBUSINESS COMPETENCIES*, ALABAMA (CONTINUED)

CODE	OCCUPATION	TOTAL ALL CLASSES	PRIVATE	CLASS OF WORKER				LOCAL	SELF EMPLOYED	UNPAID FAMILY WORKERS
				WAGE AND SALARY WORKER		GOVERNMENT WORKERS				
				TOTAL	FEDERAL	STATE				
SUMMARY ALL INDUSTRIES										
233	SALES MANAGERS, EXCEPT RETAIL TRADE	285	274	0	0	0	0	11	0	
235	SCHOOL, ADMINISTRATORS, COLLEGE	576	210	348	5	316	27	18	0	
245	MANAGERS AND ADMINISTRATORS, N.E.C.	14756	7946	191	88	24	79	6391	228	
261	AUCTIONEERS	16	0	0	0	0	0	16	0	
265	INSURANCE AGENTS, BROKERS, UNDERWRITERS	8007	7365	66	42	14	10	571	5	
271	STOCK AND BOND SALESMEN	457	388	20	10	10	0	49	0	
281	SALES REPRESENTIVES, MFG.	331	307	0	0	0	0	24	0	
320	ENUMERATORS AND INTERVIEWERS	1182	89	1088	1045	43	0	5	0	
321	ESTIMATORS AND INVESTIGATORS, N.E.C.	982	130	852	681	113	58	0	0	
323	EXPEDITORS AND PRODUCTION CONTROLLERS	15	15	0	0	0	0	0	0	
326	INSURANCE ADJUSTERS, EXAM.	922	892	17	5	5	7	13	0	
363	REAL ESTATE APPRAISERS	136	50	33	33	0	0	53	0	
372	SECRETARIES, N.E.C.	108	94	9	0	9	0	0	5	
394	MISCELLANEOUS CLERICAL WORKERS	242	0	242	0	0	242	0	0	
452	INSPECTORS, N.E.C.	148	22	121	5	32	84	5	0	
481	HEAVY EQUIPMENT MECHANICS	672	638	0	0	0	0	34	0	
514	PATTERN AND MODEL MAKERS	25	25	0	0	0	0	0	0	
610	CHECKERS, EXAMINERS, INSPECTORS; MFG.	19	19	0	0	0	0	0	0	
694	MISCELLANEOUS OPERATIVES	1367	1351	16	0	0	16	0	0	
780	MISCELLANEOUS LABORERS	5	5	0	0	0	0	0	0	
933	ATTENDANTS, PERSONNEL SERVICE, N.E.C.	59	46	0	0	0	0	13	0	
TOTAL--ALL OCCUPATIONS		68420	30860	28821	8052	7209	13560	8470	269	

* 67 OCCUPATIONS WITHIN SELECTED INDUSTRIES. SOME OCCUPATIONS MAY BE IN SECTION 2 AND 3 DEPENDING ON DEGREE OF KNOWLEDGE REQUIRED AND ATTACHMENT TO THE AGRIBUSINESS SECTOR

SECTION 3.--OCCUPATIONS WITHIN SELECTED INDUSTRIES WHERE SOME WORKERS REQUIRE, OR UTILIZE AGRIBUSINESS COMPETENCIES*, FLORIDA

CODE	INDUSTRY	TOTAL ALL CLASSES	PRIVATE	CLASS OF WORKER			LOCAL	SELF EMPLOYED	UNPAID FAMILY WORKERS
				WAGE AND SALARY GOVERNMENT WORKERS	FEDERAL	STATE			
				1	ACCOUNTANTS				
708	CREDIT AGENCIES	213	192	21	16	0	5	0	0
738	BUSINESS MANAGEMENT SERVICES	772	477	13	8	5	0	262	0
739	COMPUTER PROGRAMMING	10	10	0	0	0	0	0	0
889	ACCOUNTING, AUDITING	5362	2939	50	34	10	6	2355	18
				2	ARCHITECTS (LANDSCAPE)				
888	ENG AND ARCH SERVICES	1397	740	0	0	0	0	657	0
917	FEDERAL PUBLIC ADMIN	51	0	51	51	0	0	0	0
927	STATE PUBLIC ADMIN	16	0	16	0	16	0	0	0
				5	COMPUTER SPECIALISTS, N.E.C.				
729	COMMERCIAL R AND D	12	12	0	0	0	0	0	0
				11	CIVIL ENGINEERS				
68	GENERAL CONTRACTORS, EXC BLDG	951	245	706	158	480	68	0	0
479	OTHER UTILITIES, NEC	6	6	0	0	0	0	0	0
				13	INDUSTRIAL ENGINEERS				
197	MACHINERY, NEC	18	13	0	0	0	0	5	0
				14	MECHANICAL ENGINEERS				
197	MACHINERY, NEC	69	65	0	0	0	0	4	0
				22	SALES ENGINEERS				
197	MACHINERY, NEC	51	51	0	0	0	0	0	0
				23	ENGINEERS, N.E.C. (AGRICULTURAL)				
67	GENERAL BUILDING CONTRACTORS	7	7	0	0	0	0	0	0
68	GENERAL CONTRACTORS, EXC BLDG	52	10	42	0	38	4	0	0
158	FABRICATED METAL PROD	82	76	6	6	0	0	0	0
197	MACHINERY, NEC	48	41	0	0	0	0	7	0
467	ELECTRIC LIGHT AND POWER	68	68	0	0	0	0	0	0
858	COLLEGES AND UNIVERSITIES	77	30	47	0	47	0	0	0
917	FEDERAL PUBLIC ADMIN	649	0	649	649	0	0	0	0
927	STATE PUBLIC ADMIN	120	0	120	0	120	0	0	0
				36	STATISTICIANS				
729	COMMERCIAL R AND D	5	5	0	0	0	0	0	0
748	OTHER MISC BUSINSS SERVICES	6	6	0	0	0	0	0	0
858	COLLEGES AND UNIVERSITIES	14	10	10	0	10	0	0	0
897	MISC PROFESSIONAL SERVICES	14	14	0	0	0	0	0	0
917	FEDERAL PUBLIC ADMIN	75	0	75	75	0	0	0	0

SECTION 3.---OCCUPATIONS WITHIN SELECTED INDUSTRIES WHERE SOME WORKERS REQUIRE, OR UTILIZE AGRIBUSINESS COMPETENCIES*, FLORIDA

CODE	INDUSTRY	TOTAL ALL CLASSES		CLASS OF WORKER				LOCAL	SELF EMPLOYED	UNPAID FAMILY WORKERS
		PRIVATE	WAGE AND SALARY WORKER	GOVERNMENT WORKERS		STATE				
				FEDERAL	STATE					
917	FEDERAL PUBLIC ADMIN	178	0	178	0	0	0	0	0	0
927	STATE PUBLIC ADMIN	13	0	13	0	0	0	0	0	0
357	DRUGS AND MEDICINES	6	6	0	0	0	0	0	0	0
858	COLLEGES AND UNIVERSITIES	176	50	126	0	126	0	0	0	0
869	MUSEUMS, ART GALLERIES & ZOOS	10	10	0	0	0	0	0	0	0
897	MISC PROFESSIONAL SERVICES	56	45	11	6	5	0	0	0	0
917	FEDERAL PUBLIC ADMIN	103	0	103	0	0	0	0	0	0
927	STATE PUBLIC ADMIN	56	0	56	0	56	0	0	0	0
269	DAIRY PRODUCTS	6	6	0	0	0	0	0	0	0
317	YARN, FABRIC MILLS	6	6	0	0	0	0	0	0	0
328	PULP, PAPER, PAPERBOARD MILLS	42	42	0	0	0	0	0	0	0
347	INDUSTRIAL CHEMICALS	54	54	0	0	0	0	0	0	0
368	MISC CHEMICALS	21	21	0	0	0	0	0	0	0
729	COMMERCIAL R AND D	69	59	5	5	0	0	0	5	0
858	COLLEGES AND UNIVERSITIES	107	29	72	6	66	0	0	6	0
897	MISC PROFESSIONAL SERVICES	84	53	20	14	6	0	11	0	0
927	STATE PUBLIC ADMIN	82	0	82	0	82	0	0	0	0
917	FEDERAL PUBLIC ADMIN	530	0	530	0	0	0	0	0	0
927	STATE PUBLIC ADMIN	739	0	739	0	739	0	0	0	0
848	HEALTH SERVICES, NEC	181	23	146	4	93	49	12	0	0
858	COLLEGES AND UNIVERSITIES	412	167	245	6	227	12	0	0	0
917	FEDERAL PUBLIC ADMIN	25	0	25	25	0	0	0	0	0
709	STOCK BROKERS, INVESTMENT	52	38	0	0	0	0	14	0	0
738	BUSINESS MANAGEMENT SERVICES	167	74	0	0	0	0	93	0	0
858	COLLEGES AND UNIVERSITIES	10	0	10	0	10	0	0	0	0
897	MISC PROFESSIONAL SERVICES	15	0	11	0	11	0	4	0	0
917	FEDERAL PUBLIC ADMIN	57	0	57	57	0	0	0	0	0
927	STATE PUBLIC ADMIN	43	0	43	0	43	0	0	0	0
858	COLLEGES AND UNIVERSITIES	499	95	404	3	376	25	0	0	0
858	COLLEGES AND UNIVERSITIES	365	60	305	0	287	18	0	0	0

SECTION 3.--OCCUPATIONS WITHIN SELECTED INDUSTRIES WHERE SOME WORKERS REQUIRE, OR UTILIZE AGRIBUSINESS COMPETENCIES*, FLORIDA

CODE	INDUSTRY	TOTAL ALL CLASSES	PRIVATE	CLASS OF WORKER				SELF EMPLOYED	UNPAID FAMILY WORKERS
				WAGE AND TOTAL	SALARY GOVERNMENT FEDERAL	WORKER STATE	LOCAL		
858	COLLEGES AND UNIVERSITIES	405	91	111 ENGINEERING TEACHERS (COLLEGE)	0	273	41	0	0
858	COLLEGES AND UNIVERSITIES	661	191	113 HEALTH SPECIALTIES TEACHERS (COLLEGE)	15	333	122	0	0
858	COLLEGES AND UNIVERSITIES	307	58	116 ECONOMICS TEACHERS (COLLEGE)	0	218	31	0	0
858	COLLEGES AND UNIVERSITIES	106	15	134 TRADE, INDUSTRIAL, TECHNICAL TEACHERS	11	50	30	0	0
858	COLLEGES AND UNIVERSITIES	501	110	135 MISC. TEACHERS, COLLEGE & UNIVERSITY	4	292	95	0	0
857	ELEMENTARY, SECONDARY	367	51	141 ADULT EDUCATION TEACHERS	0	20	292	4	0
867	EDUCATIONAL SERVICES, NEC	360	187		5	34	104	30	0
878	WELFARE SERVICES	12	0		0	0	12	0	0
857	ELEMENTARY, SECONDARY	29824	3059	144 SECONDARY SCHOOL TEACHERS	148	2801	23816	0	0
748	OTHER MISC BUSINESS SERVICES	21	21	151 CHEMICAL TECHNICIANS	0	0	0	0	0
467	ELECTRIC LIGHT AND POWER	80	54	153 ELECTRICAL, ELECTRONIC ENG. TECH.	0	0	26	0	0
427	AIR TRANSPORTATION	3147	3085	163 AIRPLANE PILOTS	0	15	0	39	8
857	ELEMENTARY, SECONDARY	2065	182	174 VOCATIONAL AND EDUCATIONAL COUNSELORS	27	197	1659	0	0
858	COLLEGES AND UNIVERSITIES	839	341		26	430	42	0	0
867	EDUCATIONAL SERVICES, NEC	168	23		11	111	14	9	0
878	WELFARE SERVICES	25	14		0	11	0	0	0
917	FEDERAL PUBLIC ADMIN	50	0		50	0	0	0	0
927	STATE PUBLIC ADMIN	111	0		111	0	0	0	0
937	LOCAL PUBLIC ADMIN	25	0		0	0	25	0	0
809	MISC ENTERTAINMENT	1621	1207	180 ATHLETES AND KINDRED WORKERS	0	5	110	292	7

SECTION 3.--OCCUPATIONS WITHIN SELECTED INDUSTRIES WHERE SOME WORKERS REQUIRE, OR UTILIZE AGRIBUSINESS COMPETENCIES*, FLORIDA

CODE	INDUSTRY	TOTAL ALL CLASSES	PRIVATE	CLASS OF WORKER				LOCAL	SELF EMPLOYED	UNPAID FAMILY WORKERS
				WAGE AND TOTAL	SALARY FEDERAL	WORKER STATE	GOVERNMENT WORKERS			
338	NEWSPAPER PUBLISHING, PRINTING	20	20	0	0	0	0	0	0	0
339	PRINTING, PUBLISHING EXC NEWS	13	0	0	0	0	0	13	0	0
197	MACHINERY, NEC	23	23	0	0	0	0	0	0	0
259	MISC MANUFACTURING	72	63	0	0	0	0	9	0	0
338	NEWSPAPER PUBLISHING, PRINTING	2028	1917	26	0	16	10	67	18	18
339	PRINTING, PUBLISHING EXC NEWS	268	213	5	0	5	0	50	0	0
807	MOTION PICTURES, THEATERS	71	62	0	0	0	0	9	0	0
858	COLLEGES AND UNIVERSITIES	143	57	86	0	82	4	0	0	0
917	FEDERAL PUBLIC ADMIN	89	0	89	89	0	0	0	0	0
927	STATE PUBLIC ADMIN	21	0	21	0	21	0	0	0	0
609	DEPARTMENT, MAIL ORDER	27	22	0	0	0	0	5	0	0
628	GROCERY STORES	16	16	0	0	0	0	0	0	0
697	MISC RETAIL TRADE STORES	19	19	0	0	0	0	0	0	0
917	FEDERAL PUBLIC ADMIN	64	0	64	64	0	0	0	0	0
927	STATE PUBLIC ADMIN	109	0	109	0	109	0	0	0	0
937	LOCAL PUBLIC ADMIN	931	0	931	0	0	0	0	0	0
707	BANKING	5648	5595	53	26	20	7	0	0	0
708	CREDIT AGENCIES	2332	2293	39	39	0	0	0	0	0
609	DEPARTMENT, MAIL ORDER	955	931	7	0	0	7	12	5	5
697	MISC RETAIL TRADE STORES	566	292	15	5	10	0	233	26	26
707	BANKING	168	164	4	4	0	0	0	0	0
708	CREDIT AGENCIES	299	299	0	0	0	0	0	0	0
748	OTHER MISC BUSINESS SERVICES	73	73	0	0	0	0	0	0	0
917	FEDERAL PUBLIC ADMIN	1701	0	1701	1701	0	0	0	0	0
927	STATE PUBLIC ADMIN	878	0	878	0	878	0	0	0	0
937	LOCAL PUBLIC ADMIN	622	0	622	0	0	622	0	0	0

SECTION 3.--OCCUPATIONS WITHIN SELECTED INDUSTRIES WHERE SOME WORKERS REQUIRE, OR UTILIZE AGRIBUSINESS COMPETENCIES*, FLORIDA

CODE	INDUSTRY	TOTAL ALL CLASSES	PRIVATE	CLASS OF WORKER			LOCAL	SELF EMPLOYED	UNPAID FAMILY WORKERS
				WAGE AND TOTAL	SALARY WORKER FEDERAL	GOVERNMENT STATE			
917	FEDERAL PUBLIC ADMIN	2673	0	222	OFFICIALS, ADMIN., PUB. ADMIN., N.E.C.	0	0	0	
927	STATE PUBLIC ADMIN	1626	0	1626		0	0	0	
937	LOCAL PUBLIC ADMIN	2836	0	2836		0	0	0	
887	NONPROFIT MEMBERSHIP	942	942	0	223 OFFICIALS OF LODGES, SOCIETIES, UNIONS	0	0	0	
259	MISC MANUFACTURING	21	21	0	225 PURCHASING AGENTS AND BUYERS, N.E.C.	0	0	0	
328	PULP, PAPER, PAPERBOARD MILLS	38	38	0		0	0	0	
878	WELFARE SERVICES	9	3	6		0	0	0	
607	LUMBER, BUILDING MATERIAL	197	187	0	231 SALES MANAGERS, DEPT HEADS, RETAIL TRADE	0	10	0	
608	HARDWARE AND FARM EQUIPMENT	85	81	0		0	4	0	
609	DEPARTMENT, MAIL ORDER	2479	2470	4		0	5	0	
627	MISC MERCHANDISE STORES	136	104	32		0	0	0	
628	GROCERY STORES	1618	1601	9		0	8	0	
697	MISC RETAIL TRADF STORES	338	272	9		0	50	7	
127	CEMENT, CONCRETE, PLASTER	104	104	0	233 SALES MANAGERS, EXCEPT RETAIL TRADE	0	0	0	
259	MISC MANUFACTURING	67	62	0		0	5	0	
418	WAREHOUSING AND STORAGE	33	33	0		0	0	0	
539	MACHINERY EQUIP, SUPPLIES	396	391	0		0	5	0	
587	WHOLESALE, NEC	243	243	0		0	0	0	
858	COLLEGES AND UNIVERSITIES	1231	439	745	235 SCHOOL, ADMINISTRATORS, COLLEGE	15	47	0	
107	LOGGING	245	119	0	245 MANAGERS AND ADMINISTRATORS, N.E.C.	0	126	0	
108	SAWMILL, PLANING MILL, MILL WK	282	256	0		0	26	0	
109	MISC WOOD PROD	140	89	0		0	51	0	
259	MISC MANUFACTURING	686	531	0		0	155	0	
268	MEAT PRODUCTS	204	180	0		0	24	0	
269	DAIRY PRODUCTS	160	139	0		0	21	0	
278	CANNING AND PRESERVING	482	416	11		11	44	11	
317	YARN, FABRIC MILLS	124	107	0		0	17	0	
318	MISC TEXTILE MILL PRODUCTS	25	14	0		0	11	0	
328	PULP, PAPER, PAPERBOARD MILLS	269	254	0		0	15	0	
417	TRUCKING SERVICE	1281	964	4		0	308	5	

SECTION 3.--OCCUPATIONS WITHIN SELECTED INDUSTRIES WHERE SOME WORKERS REQUIRE, OR UTILIZE AGRIBUSINESS COMPETENCIES*, FLORIDA

CODE	INDUSTRY	TOTAL ALL CLASSES	PRIVATE	CLASS OF WORKER				LOCAL	SELF EMPLOYED	UNPAID FAMILY WORKERS
				WAGE AND TOTAL	FEDERAL	STATE	GOVERNMENT WORKERS			
				245 MANAGERS AND ADMINISTRATORS, N.E.C.						
				CONTINUED						
418	WAREHOUSING AND STORAGE	577	490	0	0	0	0	74	13	
429	TRANSPORTATION SERVICES	1094	967	41	0	16	25	82	4	
587	WHOLESALE, NEC	1285	909	0	0	0	0	360	16	
607	LUMBER, BUILDING MATERIAL	1600	1229	0	0	0	0	371	0	
608	HARDWARE AND FARM EQUIPMENT	895	554	0	0	0	0	332	9	
627	MISC MERCHANDISE STORES	788	451	70	70	0	0	251	16	
628	GROCERY STORES	8427	5766	10	10	0	0	2516	135	
629	DAIRY PROD STORES	140	94	0	0	0	0	40	6	
638	FOOD STORES, NEC	613	208	4	0	0	4	380	21	
708	CREDIT AGENCIES	771	738	5	5	0	0	28	0	
709	STOCK BROKERS, INVESTMENT	815	588	0	0	0	0	227	0	
718	REAL ESTATE, RE LAW INSURANCE	2763	2115	72	28	5	39	555	21	
739	COMPUTER PROGRAMMING	175	163	0	0	0	0	12	0	
748	OTHER MISC BUSINESS SERVICES	1776	1269	17	6	0	11	469	21	
759	OTHER REPAIR SERVICES	610	343	0	0	0	0	267	0	
778	LODGING PLACES, EXC HOTELS	1739	771	5	5	0	0	896	67	
869	MUSEUMS, ART GALLERIES; ZOOS	57	51	0	0	0	0	6	0	
887	NONPROFIT MEMBERSHIP	302	302	0	0	0	0	0	0	
				250 ADVERTISING AGENTS AND SALESMEN						
587	WHOLESALE, NEC	13	13	0	0	0	0	0	0	
697	MISC RETAIL TRADE STORES	4	4	0	0	0	0	0	0	
				261 AUCTIONEERS						
748	OTHER MISC BUSINESS SERVICES	37	9	0	0	0	0	28	0	
				265 INSURANCE AGENTS, BROKERS, UNDERWRITERS						
717	INSURANCE	17850	16086	110	39	32	39	1641	13	
718	REAL ESTATE, RE LAW INSURANCE	368	305	0	0	0	0	63	0	
				271 STOCK AND BOND SALESMEN						
709	STOCK BROKERS, INVESTMENT	3627	3267	9	0	0	9	340	11	
				281 SALES REPRESENTATIVES, MFG.						
127	CEMENT, CONCRETE, PLASTER	333	313	0	0	0	0	20	0	
157	CUTLERY, OTHER HARDWARE	69	69	0	0	0	0	0	0	
259	MISC MANUFACTURING	479	431	4	0	0	4	40	4	
				320 ENUMERATORS AND INTERVIEWERS						
738	BUSINESS MANAGEMENT SERVICES	213	184	0	0	0	0	29	0	
858	COLLEGES AND UNIVERSITIES	57	21	30	0	30	0	6	0	

SECTION 3.--OCCUPATIONS WITHIN SELECTED INDUSTRIES WHERE SOME WORKERS REQUIRE, OR UTILIZE AGRIBUSINESS COMPETENCIES*, FLORIDA

CODE	INDUSTRY	TOTAL ALL CLASSES	PRIVATE	CLASS OF WORKER			LOCAL	SELF EMPLOYED	UNPAID FAMILY WORKERS
				WAGE AND SALARY WORKER TOTAL	FEDERAL	STATE			
887	NONPROFIT MEMBERSHIP	6	6	0	0	0	0	0	0
917	FEDERAL PUBLIC ADMIN	1282	0	1282	0	0	0	0	0
927	STATE PUBLIC ADMIN	21	0	21	0	21	0	0	0
708	CREDIT AGENCIES	442	390	41	36	0	5	11	0
917	FEDERAL PUBLIC ADMIN	624	0	624	624	0	0	0	0
927	STATE PUBLIC ADMIN	178	0	178	0	178	0	0	0
937	LOCAL PUBLIC ADMIN	238	0	238	0	0	238	0	0
269	DAIRY PRODUCTS	5	5	0	0	0	0	0	0
278	CANNING AND PRESRVING	10	10	0	0	0	0	0	0
717	INSURANCE	2750	2626	49	39	10	0	75	0
707	BANKING	34	23	11	11	0	0	0	0
708	CREDIT AGENCIES	121	112	9	9	0	0	0	0
717	INSURANCE	63	28	35	35	0	0	0	0
718	REAL ESTATE, RE' LAW INSURANCE	361	141	17	6	0	11	203	0
17	AGRICULTURAL PRODUCTION	437	383	30	6	20	4	11	13
18	AGRICULTURE SERVICES, EXC HORT	185	154	22	7	10	5	5	4
19	HORTICULTURAL SERVICES	167	139	0	0	0	0	11	17
27	FORESTRY	17	6	11	0	11	0	0	0
28	FISHERIES	37	30	0	0	0	0	0	7
937	LOCAL PUBLIC ADMIN	882	0	882	0	0	882	0	0
429	TRANSPORTATION SFRVICES	15	15	0	0	0	0	0	0
748	OTHER MISC BUSINESS SERVICES	123	79	33	8	20	5	11	0
848	HEALTH SERVICES, NEC	127	5	122	27	42	53	0	0
539	MACHINERY EQUIP, SUPPLIES	563	563	0	0	0	0	0	0
759	OTHER REPAIR SERVICES	690	562	0	0	0	0	123	5

SECTION 3.--OCCUPATIONS WITHIN SELECTED INDUSTRIES WHERE SOME WORKERS REQUIRE, OR UTILIZE AGRIBUSINESS COMPETENCIES*, FLORIDA

CODE	INDUSTRY	TOTAL ALL CLASSES	CLASS OF WORKER				LOCAL	SELF EMPLOYED	UNPAID FAMILY WORKERS
			PRIVATE	WAGE AND SALARY WORKER GOVERNMENT WORKERS		STATE			
				TOTAL	FEDERAL				
197	MACHINERY, NEC	15	15	0	0	0	0	0	
127	CEMENT, CONCRETE, PLASTER	23	23	0	0	0	0	0	
268	MEAT PRODUCTS	398	398	0	0	0	0	0	
778	LODGING PLACES, EXC HOTELS	14	14	0	0	0	0	0	
778	LODGING PLACES, EXC HOTELS	59	28	0	0	0	27	0	
809	MISC ENTERTAINMENT	450	374	14	0	5	62	0	

* 67 OCCUPATIONS WITHIN SELECTED INDUSTRIES. SOME OCCUPATIONS MAY BE IN SECTION 2 AND 3 DEPENDING ON DEGREE OF KNOWLEDGE REQUIRED AND ATTACHMENT TO THE AGRIBUSINESS SECTOR

SECTION 3.--OCCUPATIONS WITHIN SELECTED INDUSTRIES WHERE SOME WORKERS REQUIRE, OR UTILIZE AGRIBUSINESS COMPETENCIES*, FLORIDA

CODE	OCCUPATION	TOTAL ALL CLASSES		PRIVATE	CLASS OF WORKER			LOCAL	SELF EMPLOYED	UNPAID FAMILY WORKERS
		ALL CLASSES	WAGE AND TOTAL		WAGE AND SALARY GOVERNMENT FEDERAL	STATE				
SUMMARY ALL INDUSTRIES										
1	ACCOUNTANTS	6357	84	3618	58	15	11	2637	18	
2	ARCHITECTS (LANDSCAPE)	1464	67	740	51	16	0	657	0	
5	COMPUTER SPECIALISTS, N.E.C.	12	0	12	0	0	0	0	0	
11	CIVIL ENGINEERS	957	706	251	158	480	68	0	0	
13	INDUSTRIAL ENGINEERS	18	0	13	0	0	0	5	0	
14	MECHANICAL ENGINEERS	69	0	65	0	0	0	4	0	
22	SALES ENGINEERS	51	0	51	0	0	0	0	0	
23	ENGINEERS, N.E.C. (AGRICULTURAL)	1103	864	232	655	205	4	7	0	
36	STATISTICIANS	114	85	29	75	10	0	0	0	
43	ATMOSPHERIC AND SPACE SCIENTISTS	191	191	0	178	13	0	0	0	
44	BIOLOGICAL SCIENTISTS	407	296	111	109	187	0	0	0	
45	CHEMISTS	471	179	270	25	154	0	22	0	
56	PERSONNEL AND LABOR RELATIONS WORKERS	1269	416	0	530	739	0	12	0	
85	HEALTH TECHNOLOGIST, TECHNICIANS, N.E.C.	618	121	112	35	320	61	111	0	
91	ECONOMISTS	344	121	112	57	64	0	25	0	
104	BIOLOGY TEACHERS (COLLEGE)	499	305	95	3	376	18	0	0	
105	CHEMISTRY TEACHERS (COLLEGE)	365	305	60	0	287	18	0	0	
111	ENGINEERING TEACHERS (COLLEGE)	405	314	91	0	273	41	0	0	
113	HEALTH SPECIALTIES TEACHERS (COLLEGE)	661	470	191	15	333	122	0	0	
116	ECONOMICS TEACHERS (COLLEGE)	307	249	58	0	218	31	0	0	
134	TRADE, INDUSTRIAL, TECHNICAL TEACHERS	106	91	15	11	50	30	0	0	
135	MISC. TEACHERS, COLLEGE & UNIVERSITY	501	391	110	4	292	95	0	0	
141	ADULT EDUCATION TEACHERS	739	467	238	5	54	408	34	0	
144	SECONDARY SCHOOL TEACHERS	29824	26765	3059	148	2801	23816	0	0	
151	CHEMICAL TECHNICIANS	21	0	21	0	0	0	0	0	
153	ELECTRICAL, ELECTRONIC ENG. TECH.	80	26	54	0	0	26	0	0	
163	AIRPLANE PILOTS	3147	15	3085	0	15	0	39	8	
174	VOCATIONAL AND EDUCATIONAL COUNSELORS	3283	2714	560	114	860	1740	9	0	
180	ATHLETES AND KINDRED WORKERS	1621	115	1207	0	5	110	292	7	
181	AUTHORS	33	0	20	0	0	0	13	0	
183	DESIGNERS	95	0	86	0	0	0	9	0	
184	EDITORS AND REPORTERS	2620	227	2249	89	124	14	126	18	
192	PUBLIC RELATIONS MEN, PUBLICITY WRITERS	235	173	57	64	109	0	5	0	
201	ASSESSORS, CONTROLLERS, LOCAL PUB ADMIN	931	931	0	0	0	931	0	0	
202	BANK OFFICERS AND FINANCIAL MANAGERS	7980	92	7888	65	20	7	0	0	
205	BUYERS, WHOLESALE AND RETAIL TRADE	1521	22	1223	5	10	7	245	31	
210	CREDIT MEN	540	4	536	4	0	0	0	0	
215	INSPECTORS, EXC. CONSTRUCTION, PUB ADMIN	3201	3201	0	1701	878	622	0	0	
222	OFFICIALS, ADMIN., PUB. ADMIN., N.E.C.	7135	7135	0	2673	1626	2836	0	0	
223	OFFICIALS OF LODGES, SOCIETIES, UNIONS	942	0	942	0	0	0	0	0	
225	PURCHASING AGENTS AND BUYERS, N.E.C.	68	6	62	6	0	0	0	0	
231	SALES MANAGERS, DEPT HEADS, RETAIL TRADE	4853	54	4715	41	9	4	77	7	

SECTION 3.--OCCUPATIONS WITHIN SELECTED INDUSTRIES WHERE SOME WORKERS REQUIRE, OR UTILIZE AGRIBUSINESS COMPETENCIES*, FLORIDA (CONTINUED)

CODE	OCCUPATION	TOTAL ALL CLASSES	PRIVATE	CLASS OF WORKER				LOCAL	SELF EMPLOYED	UNPAID FAMILY WORKERS
				WAGE AND SALARY WORKER		GOVERNMENT WORKERS				
				TOTAL	FEDERAL	STATE	STATE			
SUMMARY ALL INDUSTRIES										
233	SALES MANAGERS, EXCEPT RETAIL TRADE	843	833	0	0	0	0	10	0	
235	SCHOOL, ADMINISTRATORS, COLLEGE	1231	439	745	15	501	229	47	0	
245	MANAGERS AND ADMINISTRATORS, N.E.C.	28325	20077	239	124	32	83	7664	345	
260	ADVERTISING AGENTS AND SALESMEN	17	17	0	0	0	0	0	0	
261	AUCTIONEERS	37	9	0	0	0	0	28	0	
265	INSURANCE AGENTS, BROKERS, UNDERWRITERS	16218	16391	110	39	32	39	1704	13	
271	STOCK AND BOND SALESMEN	3627	3267	9	0	0	9	340	11	
281	SALES REPRSES., MFG.	881	813	4	0	0	4	60	4	
320	ENUMERATORS AND INTERVIEWERS	1579	211	1333	1282	51	0	35	0	
321	ESTIMATORS AND INVESTIGATORS, N.E.C.	1482	390	1081	660	178	243	11	0	
323	EXPEDITERS AND PRODUCTION CONTROLLERS	15	15	0	0	0	0	0	0	
326	INSURANCE ADJUSTERS, EXAM.	2750	2626	49	39	10	0	75	0	
363	REAL ESTATE APPRAISERS	579	304	72	61	0	11	203	0	
372	SECRETARIES, N.E.C.	843	712	63	13	41	9	27	41	
394	MISCELLANEOUS CLERICAL WORKERS	882	0	882	0	0	882	0	0	
452	INSPECTORS, N.E.C.	265	99	155	35	62	58	11	0	
481	HEAVY EQUIPMENT MECHANICS	1253	1125	0	0	0	0	123	5	
514	PATTERN AND MODEL MAKERS	15	15	0	0	0	0	0	0	
610	CHECKERS, EXAMINERS, INSPECTORS, MFG.	23	23	0	0	0	0	0	0	
694	MISCELLANEOUS OPERATIVES	398	398	0	0	0	0	0	0	
780	MISCELLANEOUS LABORERS	14	14	0	0	0	0	0	0	
933	ATTENDANTS, PERSONNEL SERVICE, N.E.C.	509	402	18	0	5	13	89	0	
TOTAL--ALL OCCUPATIONS		148944	80496	53209	9147	11455	32607	14731	508	

* 67 OCCUPATIONS WITHIN SELECTED INDUSTRIES. SOME OCCUPATIONS MAY BE IN SECTION 2 AND 3 DEPENDING ON DEGREE OF KNOWLEDGE REQUIRED AND ATTACHMENT TO THE AGRIBUSINESS SECTOR

SECTION 3.---OCCUPATIONS WITHIN SELECTED INDUSTRIES WHERE SOME WORKERS REQUIRE, OR UTILIZE AGRIBUSINESS COMPETENCIES**, GEORGIA

CODE	INDUSTRY	TOTAL ALL CLASSES	PRIVATE	CLASS OF WORKER			LOCAL	SELF EMPLOYED	UNPAID FAMILY WORKERS
				WAGE AND TOTAL	SALARY FEDERAL	GOVERNMENT WORKERS STATE			
				1	ACCOUNTANTS				
708	CREDIT AGENCIES	208	190	18	12	0	6	0	0
738	BUSINESS MANAGEMENT SERVICES	460	287	8	5	0	3	161	4
739	COMPUTER PROGRAMMING	33	33	0	0	0	0	0	0
889	ACCOUNTING, AUDITING	2778	1751	69	59	10	0	942	16
				2	ARCHITECTS (LANDSCAPE)				
888	ENG AND ARCH SERVICES	721	456	0	0	0	0	265	0
917	FEDERAL PUBLIC ADMIN	32	0	32	32	0	0	0	0
				11	CIVIL ENGINEERS				
68	GENERAL CONTRACTORS, EXC BLDG	1430	188	1226	185	1000	41	16	0
				13	INDUSTRIAL ENGINEERS				
197	MACHINERY, NEC	24	24	0	0	0	0	0	0
				14	MECHANICAL ENGINEERS				
197	MACHINERY, NEC	85	85	0	0	0	0	0	0
				22	SALES ENGINEERS				
197	MACHINERY, NEC	60	60	0	0	0	0	0	0
				23	ENGINEERS, N.E.C. (AGRICULTURAL)				
27	FORESTRY	7	0	7	0	7	0	0	0
68	GENERAL CONTRACTORS, EXC BLDG	43	10	33	6	27	0	0	0
158	FABRICATED METAL PROD	17	17	0	0	0	0	0	0
197	MACHINERY, NEC	20	0	0	0	0	0	0	0
467	ELECTRIC LIGHT AND POWER	51	51	0	0	0	0	0	0
858	COLLEGES AND UNIVERSITIES	70	5	65	0	65	0	0	0
917	FEDERAL PUBLIC ADMIN	204	0	204	204	0	0	0	0
927	STATE PUBLIC ADMIN	24	0	24	0	24	0	0	0
				36	STATISTICIANS				
858	COLLEGES AND UNIVERSITIES	20	0	20	0	20	0	0	0
897	MISC PROFESSIONAL SERVICES	6	6	0	0	0	0	0	0
917	FEDERAL PUBLIC ADMIN	68	0	68	68	0	0	0	0
				43	ATMOSPHERIC AND SPACE SCIENTISTS				
917	FEDERAL PUBLIC ADMIN	67	0	67	67	0	0	0	0
				44	BIOLOGICAL SCIENTISTS				
357	DRUGS AND MEDICINES	12	6	0	0	0	0	6	0
729	COMMERCIAL R AND D	6	6	0	0	0	0	0	0

SECTION 3.--OCCUPATIONS WITHIN SELECTED INDUSTRIES WHERE SOME WORKERS REQUIRE, OR UTILIZE AGRIBUSINESS COMPETENCIES*, GEORGIA

CODE	INDUSTRY	TOTAL ALL CLASSES	PRIVATE	CLASS OF WORKER			LOCAL	SELF EMPLOYED	UNPAID FAMILY WORKERS
				WAGE AND TOTAL	SALARY WORKER FEDERAL	GOVERNMENT WORKERS STATE			
				44 BIOLOGICAL SCIENTISTS CONTINUED					
858	COLLEGES AND UNIVERSITIES	107	15	92	5	87	0	0	0
897	MISC PROFESSIONAL SERVICES	16	0	16	0	0	0	0	0
917	FEDERAL PUBLIC ADMIN	142	0	142	0	0	0	0	0
927	STATE PUBLIC ADMIN	51	0	51	0	51	0	0	0
				45 CHEMISTS					
49	CRUDE PETROLEUM AND NAT GAS	7	7	0	0	0	0	0	0
317	YARN, FABRIC MILLS	43	43	0	0	0	0	0	0
328	PULP, PAPER, PAPERBOARD MILLS	52	52	0	0	0	0	0	0
347	INDUSTRIAL CHEMICALS	62	62	0	0	0	0	0	0
368	MISC CHEMICALS	70	70	0	0	0	0	0	0
508	DRUGS, CHEMICALS, ALLIED PROD	23	23	0	0	0	0	0	0
729	COMMERCIAL R AND D	43	21	17	11	6	0	5	0
858	COLLEGES AND UNIVERSITIES	108	27	81	11	70	0	0	0
897	MISC PROFESSIONAL SERVICES	32	22	5	5	0	0	5	0
927	STATE PUBLIC ADMIN	21	0	21	0	21	0	0	0
				56 PERSONNEL AND LABOR RELATIONS WORKERS					
917	FEDERAL PUBLIC ADMIN	758	0	758	0	0	0	0	0
927	STATE PUBLIC ADMIN	521	0	521	0	521	0	0	0
				85 HEALTH TECHNOLOGIST, TECHNICIANS, N.E.C.					
848	HEALTH SERVICES, NEC	113	20	93	7	48	38	0	0
858	COLLEGES AND UNIVERSITIES	290	124	166	5	151	10	0	0
917	FEDERAL PUBLIC ADMIN	19	0	19	19	0	0	0	0
				91 ECONOMISTS					
709	STOCK BROKERS, INVESTMENT	5	5	0	0	0	0	0	0
738	BUSINESS MANAGEMENT SERVICES	49	43	0	0	0	0	6	0
858	COLLEGES AND UNIVERSITIES	33	6	27	5	22	0	0	0
887	NONPROFIT MEMBERSHIP	15	15	0	0	0	0	0	0
917	FEDERAL PUBLIC ADMIN	100	0	100	100	0	0	0	0
927	STATE PUBLIC ADMIN	21	0	21	0	21	0	0	0
				104 BIOLOGY TEACHERS (COLLEGE)					
858	COLLEGES AND UNIVERSITIES	356	118	238	0	232	6	0	0
				105 CHEMISTRY TEACHERS (COLLEGE)					
858	COLLEGES AND UNIVERSITIES	251	94	157	0	157	0	0	0
				111 ENGINEERING TEACHERS (COLLEGE)					
858	COLLEGES AND UNIVERSITIES	207	0	207	5	192	10	0	0

SECTION 3.--OCCUPATIONS WITHIN SELECTED INDUSTRIES WHERE SOME WORKERS REQUIRE, OR UTILIZE AGRIBUSINESS COMPETENCIES*, GEORGIA

CODE	INDUSTRY	TOTAL ALL CLASSES	PRIVATE	CLASS OF WORKER				LOCAL	SELF EMPLOYED	UNPAID FAMILY WORKERS
				WAGE AND SALARY WORKER		GOVERNMENT WORKERS				
				TOTAL	HEALTH SPECIALTIES TEACHERS (COLLEGE)	FEDERAL	STATE			
858	COLLEGES AND UNIVERSITIES	577	221	356	113	10	305	41	0	0
858	COLLEGES AND UNIVERSITIES	198	19	179	116	0	173	6	0	0
858	COLLEGES AND UNIVERSITIES	61	20	41	134	6	21	14	0	0
858	COLLEGES AND UNIVERSITIES	315	71	244	135	0	239	5	0	0
857	ELEMENTARY, SECONDARY	274	19	255	141	13	53	189	0	0
867	EDUCATIONAL SERVICES, NEC	483	131	347	78	154	115	115	5	0
878	WELFARE SERVICES	10	5	5	0	0	0	5	0	0
857	ELEMENTARY, SECONDARY	17430	1651	15779	144	261	3069	12449	0	0
467	ELECTRIC LIGHT AND POWER	35	30	5	153	0	0	5	0	0
427	AIR TRANSPORTATION	1905	1855	15	163	5	5	5	35	0
857	ELEMENTARY, SECONDARY	1038	90	948	174	22	251	675	0	0
858	COLLEGES AND UNIVERSITIES	434	151	283	5	5	261	17	0	0
867	EDUCATIONAL SERVICES, NEC	220	35	180	19	138	23	23	5	0
878	WELFARE SERVICES	34	4	30	30	12	0	18	0	0
917	FEDERAL PUBLIC ADMIN	41	0	41	41	0	0	0	0	0
927	STATE PUBLIC ADMIN	38	0	38	0	0	38	0	0	0
937	LOCAL PUBLIC ADMIN	4	0	4	0	0	0	4	0	0
809	MISC ENTERTAINMENT	448	300	71	180	0	5	66	77	0
339	PRINTING, PUBLISHING EXC NEWS	4	4	0	181	0	0	0	0	0
867	EDUCATIONAL SERVICES, NEC	4	0	4	4	4	0	0	0	0
197	MACHINERY, NEC	26	21	0	183	0	0	0	5	0

SECTION 3.--OCCUPATIONS WITHIN SELECTED INDUSTRIES WHERE SOME WORKERS REQUIRE, OR UTILIZE AGRIBUSINESS COMPETENCIES*, GEORGIA

CODE	INDUSTRY	TOTAL ALL CLASSES	PRIVATE	CLASS OF WORKER				LOCAL	SELF EMPLOYED	UNPAID FAMILY WORKERS
				WAGE AND SALARY WORKER		GOVERNMENT WORKERS	STATE			
				TOTAL	FEDERAL					
259	MISC MANUFACTURING	20	20	0	0	0	0	0	0	
183 DESIGNERS CONTINUED										
338	NEWSPAPER PUBLISHING, PRINTING	987	882	18	0	14	4	80	7	
339	PRINTING, PUBLISHING EXC NEWS	139	134	0	0	0	0	5	0	
807	MOTION PICTURES, THEATERS	5	5	0	0	0	0	0	0	
858	COLLEGES AND UNIVERSITIES	72	12	60	0	55	5	0	0	
917	FEDERAL PUBLIC ADMIN	63	0	63	0	0	0	0	0	
927	STATE PUBLIC ADMIN	28	0	28	0	28	0	0	0	
184 EDITORS AND REPORTERS										
609	DEPARTMENT, MAIL ORDER	30	30	0	0	0	0	0	0	
628	GROCERY STORES	4	4	0	0	0	0	0	0	
917	FEDERAL PUBLIC ADMIN	65	0	65	0	0	0	0	0	
927	STATE PUBLIC ADMIN	19	0	19	0	19	0	0	0	
192 PUBLIC RELATIONS MEN, PUBLICITY WRITERS										
937	LOCAL PUBLIC ADMIN	496	0	496	0	0	496	0	0	
202 BANK OFFICERS AND FINANCIAL MANAGERS										
707	BANKING	4293	4207	86	73	13	0	0	0	
708	CREDIT AGENCIES	1992	1905	87	87	0	0	0	0	
205 BUYERS, WHOLESALE AND RETAIL TRADE										
609	DEPARTMENT, MAIL ORDER	727	722	0	0	0	0	5	0	
697	MISC RETAIL TRADE STORES	97	52	4	0	0	4	36	5	
210 CREDIT MEN										
707	BANKING	95	95	0	0	0	0	0	0	
708	CREDIT AGENCIES	188	181	7	7	0	0	0	0	
748	OTHER MISC BUSINFSS SERVICES	71	58	0	0	0	0	13	0	
215 INSPECTORS, EXC. CONSTRUCTION, PUB ADMIN										
917	FEDERAL PUBLIC ADMIN	1387	0	1387	0	0	0	0	0	
927	STATE PUBLIC ADMIN	447	0	447	0	447	0	0	0	
937	LOCAL PUBLIC ADMIN	105	0	105	0	0	105	0	0	
222 OFFICIALS, ADMIN., PUB. ADMIN., N.E.C.										
917	FEDERAL PUBLIC ADMIN	3226	0	3226	0	0	0	0	0	
927	STATE PUBLIC ADMIN	904	0	904	0	904	0	0	0	
937	LOCAL PUBLIC ADMIN	1517	0	1517	0	0	1517	0	0	

SECTION 3.--OCCUPATIONS WITHIN SELECTED INDUSTRIES WHERE SOME WORKERS REQUIRE, OR UTILIZE AGRIBUSINESS COMPETENCIES*, GEORGIA

CODE	INDUSTRY	TOTAL ALL CLASSES	PRIVATE	CLASS OF WORKER				LOCAL	SELF EMPLOYED	UNPAID FAMILY WORKERS
				WAGE AND SALARY WORKER	GOVERNMENT WORKERS	FEDERAL	STATE			
887	NONPROFIT MEMBERSHIP	856	856	0	0	0	0	0	0	
259	MISC MANUFACTURING	23	23	0	0	0	0	0	0	
328	PULP, PAPER, PAPERBOARD MILLS	77	77	0	0	0	0	0	0	
878	WELFARE SERVICES	11	0	11	5	6	0	0	0	
607	LUMBER, BUILDING MATERIAL	107	103	0	0	0	0	4	0	
608	HARDWARE AND FARM EQUIPMENT	70	62	0	0	0	0	8	0	
609	DEPARTMENT, MAIL ORDER	1270	1265	0	0	0	0	0	5	
627	MISC MERCHANDISE STORES	110	83	10	10	0	0	17	0	
628	GROCERY STORES	758	732	14	14	0	0	6	6	
697	MISC RETAIL TRADE STORES	159	147	6	0	6	0	6	0	
127	CEMENT, CONCRETE, PLASTER	39	39	0	0	0	0	0	0	
157	CUTLERY, OTHER HARDWARE	19	19	0	0	0	0	0	0	
259	MISC MANUFACTURING	72	72	0	0	0	0	0	0	
418	WAREHOUSING AND STORAGE	12	12	0	0	0	0	0	0	
539	MACHINERY EQUIP, SUPPLIES	614	609	0	0	0	0	5	0	
587	WHOLESALE, NEC	220	220	0	0	0	0	0	0	
858	COLLEGES AND UNIVERSITIES	732	354	339	5	309	25	39	0	
107	LOGGING	651	212	0	0	0	0	434	5	
108	SAWMILL, PLANING MILL, MILL WK	419	293	0	0	0	0	126	0	
109	MISC WOOD PROD	191	155	5	0	5	0	31	0	
259	MISC MANUFACTURING	378	331	0	0	0	0	41	0	
268	MEAT PRODUCTS	309	245	5	0	0	5	59	0	
269	DAIRY PRODUCTS	126	117	0	0	0	0	9	0	
278	CANNING AND PRESERVING	122	103	0	0	0	0	19	0	
317	YARN, FABRIC MILLS	1058	999	7	0	7	0	45	7	
318	MISC TEXTILE MILL PRODUCTS	61	61	0	0	0	0	0	0	
328	PULP, PAPER, PAPERBOARD MILLS	282	269	0	0	0	0	13	0	
417	TRUCKING SERVICE	1158	923	6	0	0	6	224	5	
418	WAREHOUSING AND STORAGE	366	286	0	0	0	0	75	5	
429	TRANSPORTATION SERVICES	261	199	0	0	0	0	58	4	
587	WHOLESALE, NEC	806	609	0	0	0	0	197	0	
607	LUMBER, BUILDING MATERIAL	981	733	0	0	0	0	242	6	

SECTION 3.--OCCUPATIONS WITHIN SELECTED INDUSTRIES WHERE SOME WORKERS REQUIRE, OR UTILIZE AGRIBUSINESS COMPETENCIES*, GEORGIA

CODE	INDUSTRY	TOTAL ALL CLASSES	PRIVATE	CLASS OF WORKER				LOCAL	SELF EMPLOYED	UNPAID FAMILY WORKERS
				WAGE AND SALARY WORKER GOVERNMENT WORKERS		STATE				
				TOTAL	FEDERAL	STATE	LOCAL			
				245 MANAGERS AND ADMINISTRATORS, N.E.C.						
				CONTINUED						
608	HARDWARE AND FARM EQUIPMENT	881	538	0	0	0	0	338	5	
627	MISC MERCHANDISE STORES	856	308	69	69	0	0	463	16	
628	GROCERY STORES	7919	3924	70	42	16	12	3803	122	
629	DAIRY PROD STORES	42	32	0	0	0	0	5	5	
638	FOOD STORES, NEC	215	81	0	0	0	0	134	0	
708	CREDIT AGENCIES	691	617	20	20	0	0	54	0	
709	STOCK BROKERS, INVESTMENT	276	221	0	0	0	0	51	4	
718	REAL ESTATE, RE LAW INSURANCE	1289	967	102	11	0	91	220	0	
739	COMPUTER PROGRAMMING	103	103	0	0	0	0	0	0	
748	OTHER MISC BUSINESS SERVICES	794	624	5	0	0	5	165	0	
759	OTHER REPAIR SERVICES	328	196	0	0	0	0	122	10	
778	LODGING PLACES, EXC HOTELS	312	157	0	0	0	0	146	9	
869	MUSEUMS, ART GALLERIES† Z00S	17	17	0	0	0	0	0	0	
887	NONPROFIT MEMBERSHIP	176	176	0	0	0	0	0	0	
				260 ADVERTISING AGENTS AND SALESMEN						
587	WHOLESALE, NEC	15	10	0	0	0	0	5	0	
697	MISC RETAIL TRADE STORES	12	6	0	0	0	0	6	0	
				261 AUCTIONEERS						
748	OTHER MISC BUSINESS SERVICES	34	13	0	0	0	0	21	0	
				265 INSURANCE AGENTS, BROKERS, UNDERWRITERS						
717	INSURANCE	12455	11525	73	35	16	22	849	8	
718	REAL ESTATE, RE LAW INSURANCE	152	121	0	0	0	0	31	0	
				271 STOCK AND BOND SALESMEN						
709	STOCK BROKERS, INVESTMENT	1227	1128	17	12	5	0	82	0	
				281 SALES REPRES., MFG.						
127	CEMENT, CONCRETE, PLASTER	175	175	0	0	0	0	0	0	
157	CUTLERY, OTHER HARDWARE	68	64	0	0	0	0	4	0	
259	MISC MANUFACTURING	467	419	0	0	0	0	48	0	
				320 ENUMERATORS AND INTERVIEWERS						
738	BUSINESS MANAGEMENT SERVICES	124	95	0	0	0	0	29	0	
858	COLLEGES AND UNIVERSITIES	15	10	5	0	5	0	0	0	
887	NONPROFIT MEMBERSHIP	6	6	0	0	0	0	0	0	
917	FEDERAL PUBLIC ADMIN	1556	0	1556	1556	0	0	0	0	
927	STATE PUBLIC ADMIN	17	0	17	0	17	0	0	0	
				321 ESTIMATORS AND INVESTIGATORS, N.E.C.						
27	FORESTRY	5	0	5	0	5	0	0	0	

SECTION 3.--OCCUPATIONS WITHIN SELECTED INDUSTRIES WHERE SOME WORKERS REQUIRE, OR UTILIZE AGRIBUSINESS COMPETENCIES*, GEORGIA

CODE	INDUSTRY	TOTAL ALL CLASSES	PRIVATE	CLASS OF WORKER			LOCAL	SELF EMPLOYED	UNPAID FAMILY WORKERS
				WAGE AND TOTAL	GOVERNMENT FEDERAL	WORKERS STATE			
708	CREDIT AGENCIES	252	231	21	13	8	0	0	0
917	FEDERAL PUBLIC ADMIN	551	0	551	0	0	0	0	0
927	STATE PUBLIC ADMIN	77	0	77	0	0	0	0	0
937	LOCAL PUBLIC ADMIN	33	0	33	0	0	33	0	0
268	MEAT PRODUCTS	5	0	0	0	0	0	0	5
278	CANNING AND PRESERVING	4	4	0	0	0	0	0	0
717	INSURANCE	1545	1477	21	10	6	5	47	0
707	BANKING	31	31	0	0	0	0	0	0
708	CREDIT AGENCIES	21	21	0	0	0	0	0	0
717	INSURANCE	49	12	37	33	0	4	0	0
718	REAL ESTATE, RE LAW INSURANCE	186	124	0	0	0	0	62	0
17	AGRICULTURAL PRODUCTION	124	76	48	4	38	6	0	0
18	AGRICULTURE SERVICES, EXC HORT	143	127	11	0	11	0	0	5
19	HORTICULTURAL SERVICES	31	31	0	0	0	0	0	0
27	FORESTRY	66	14	52	12	34	6	0	0
937	LOCAL PUBLIC ADMIN	549	0	549	0	0	549	0	0
748	OTHER MISC BUSINFSS SERVICES	25	20	5	0	0	5	0	0
848	HEALTH SERVICES, NEC	129	0	129	0	47	42	0	0
539	MACHINERY EQUIP, SUPPLIES	429	419	0	0	0	0	10	0
759	OTHER REPAIR SERVICES	420	307	0	0	0	0	113	0
197	MACHINERY, NEC	5	5	0	0	0	0	0	0
127	CEMENT, CONCRETE, PLASTER	5	5	0	0	0	0	0	0
268	MEAT PRODUCTS	2015	1994	16	0	13	3	5	0

SECTION 3.--OCCUPATIONS WITHIN SELECTED INDUSTRIES WHERE SOME WORKERS REQUIRE, OR UTILIZE AGRIBUSINESS COMPETENCIES*, GEORGIA

CODE	INDUSTRY	TOTAL ALL CLASSES	PRIVATE	CLASS OF WORKER			LOCAL	SELF EMPLOYED	UNPAID FAMILY WORKERS
				WAGE AND SALARY WORKER	GOVERNMENT WORKERS	STATE			
778	LODGING PLACES, EXC HOTELS	35	35	0	0	0	0	0	0
809	MISC ENTERTAINMENT	33	33	0	0	0	0	0	0

933 ATTENDANTS, PERSONNEL SERVICE, N.E.C.

* 67 OCCUPATIONS WITHIN SELECTED INDUSTRIES. SOME OCCUPATIONS MAY BE IN SECTION 2 AND 3 DEPENDING ON DEGREE OF KNOWLEDGE REQUIRED AND ATTACHMENT TO THE AGRIBUSINESS SECTOR

SECTION 3.--OCCUPATIONS WITHIN SELECTED INDUSTRIES WHERE SOME WORKERS REQUIRE, OR UTILIZE AGRIBUSINESS COMPETENCIES*, GEORGIA

CODE	OCCUPATION	TOTAL ALL CLASSES	PRIVATE	CLASS OF WORKER			LOCAL	SELF EMPLOYED	UNPAID FAMILY WORKERS
				WAGE AND TOTAL	SALARY FEDERAL	GOVERNMENT STATE			
SUMMARY ALL INDUSTRIES									
1	ACCOUNTANTS	3479	2261	95	76	10	9	1103	20
2	ARCHITECTS (LANDSCAPE)	753	456	32	32	0	0	265	0
11	CIVIL ENGINEERS	1430	188	1226	185	1000	41	16	0
13	INDUSTRIAL ENGINEERS	24	24	0	0	0	0	0	0
14	MECHANICAL ENGINEERS	85	85	0	0	0	0	0	0
22	SALES ENGINEERS	60	60	0	0	0	0	0	0
23	ENGINEERS, N.E.C. (AGRICULTURAL)	436	103	333	210	123	0	0	0
36	STATISTICIANS	94	6	88	68	20	0	0	0
43	ATMOSPHERIC AND SPACE SCIENTISTS	67	0	67	67	0	0	0	0
44	BIOLOGICAL SCIENTISTS	334	27	301	163	138	0	6	0
45	CHEMISTS	461	327	124	27	97	0	10	0
56	PERSONNEL AND LABOR RELATIONS WORKERS	1279	0	1279	758	521	0	0	0
85	HEALTH TECHNOLOGIST, TECHNICIANS, N.E.C.	422	144	278	31	199	48	0	0
91	ECONOMISTS	223	69	148	105	43	0	6	0
104	BIOLOGY TEACHERS (COLLEGE)	356	118	238	0	232	6	0	0
105	CHEMISTRY TEACHERS (COLLEGE)	251	94	157	0	157	0	0	0
111	ENGINEERING TEACHERS (COLLEGE)	207	0	207	5	192	10	0	0
113	HEALTH SPECIALTIES TEACHERS (COLLEGE)	577	221	356	10	305	41	0	0
116	ECONOMICS TEACHERS (COLLEGE)	198	19	179	0	173	6	0	0
134	TRADE, INDUSTRIAL, TECHNICAL TEACHERS	61	20	41	6	21	14	0	0
135	MISC. TEACHERS, COLLEGE & UNIVERSITY	315	71	244	0	239	5	0	0
141	ADULT EDUCATION TEACHERS	767	155	607	91	207	309	5	0
144	SECONDARY SCHOOL TEACHERS	17430	1651	15779	261	3069	12449	0	0
153	ELECTRICAL, ELECTRONIC ENG. TECH.	35	30	5	0	0	5	0	0
163	AIRPLANE PILOTS	1905	1855	15	5	5	5	35	0
174	VOCATIONAL AND EDUCATIONAL COUNSELORS	1809	280	1524	99	688	737	5	0
180	ATHLETES AND KINDRED WORKERS	448	300	71	0	5	66	77	0
181	AUTHORS	8	4	4	4	0	0	0	0
183	DESIGNERS	46	41	0	0	0	0	5	0
184	EDITORS AND REPORTERS	1294	1033	169	63	97	9	85	7
192	PUBLIC RELATIONS MEN, PUBLICITY WRITERS	118	34	84	65	19	0	0	0
201	ASSESSORS, CONTROLLERS, LOCAL PUB ADMIN	496	0	496	0	0	496	0	0
202	BANK OFFICERS AND FINANCIAL MANAGERS	6285	6112	173	160	13	0	0	0
205	BUYERS, WHOLESALE AND RETAIL TRADE	824	774	4	0	0	4	41	5
210	CREDIT MEN	354	334	7	7	0	0	13	0
215	INSPECTORS, EXC. CONSTRUCTION, PUB ADMIN	1939	0	1939	1387	447	105	0	0
222	OFFICIALS, ADMIN., PUB. ADMIN., N.E.C.	5647	0	5647	3226	904	1517	0	0
223	OFFICIALS OF LODGES, SOCIETIES, UNIONS	856	856	0	0	0	0	0	0
225	PURCHASING AGENTS AND BUYERS, N.E.C.	111	100	11	5	6	0	0	0
231	SALES MANAGERS, DEPT HEADS, RETAIL TRADE	2474	2392	30	24	6	0	41	11

SECTION 3.--OCCUPATIONS WITHIN SELECTED INDUSTRIES WHERE SOME WORKERS REQUIRE, OR UTILIZE AGRIBUSINESS COMPETENCIES*, GEORGIA (CONTINUED)

CODE	OCCUPATION	TOTAL ALL CLASSES	CLASS OF WORKER				LOCAL	SELF EMPLOYED	UNPAID FAMILY WORKERS
			PRIVATE	WAGE AND SALARY WORKER		STATE			
				TOTAL	FEDERAL				
SUMMARY ALL INDUSTRIES									
233	SALES MANAGERS, EXCEPT RETAIL TRADE	976	971	0	0	0	0	0	0
235	SCHOOL, ADMINISTRATORS, COLLEGE	732	354	5	309	25	39	0	0
245	MANAGERS AND ADMINISTRATORS, N.E.C.	21068	13496	142	28	119	7074	209	0
260	ADVERTISING AGENTS AND SALESMEN	27	16	0	0	0	11	0	0
261	AUCTIONEERS	34	13	0	0	0	21	0	0
265	INSURANCE AGENTS, BROKERS, UNDERWRITERS	12607	11646	73	16	22	880	8	0
271	STOCK AND BOND SALESMEN	1227	1128	17	12	0	82	0	0
281	SALES REPRESENTIVES, MFG.	710	658	0	0	0	52	0	0
320	ENUMERATORS AND INTERVIEWERS	1718	111	1578	22	0	29	0	0
321	ESTIMATORS AND INVESTIGATORS, N.E.C.	918	231	687	90	33	0	0	0
323	EXPERTS AND PRODUCTION CONTROLLERS	9	4	0	0	0	0	0	5
326	INSURANCE ADJUSTERS, EXAM.	1545	1477	21	10	6	47	0	0
363	REAL ESTATE APPRAISERS	287	188	37	33	0	62	0	0
372	SECRETARIES, N.E.C.	364	248	111	16	83	12	0	5
394	MISCELLANEOUS CLERICAL WORKERS	549	0	549	0	0	0	0	0
452	INSPECTORS, N.E.C.	154	20	134	0	47	0	0	0
481	HEAVY EQUIPMENT MECHANICS	849	726	0	0	0	123	0	0
514	PATTERN AND MODEL MAKERS	5	5	0	0	0	0	0	0
610	CHECKERS, EXAMINERS, INSPECTORS, MFG.	5	5	0	0	0	0	0	0
694	MISCELLANEOUS OPERATIVES	2015	1994	16	0	13	5	0	0
933	ATTENDANTS, PERSONNEL SERVICE, N.E.C.	68	68	0	0	0	0	0	0
TOTAL--ALL OCCUPATIONS		99825	53603	35809	9513	9555	10143	270	0

* 67 OCCUPATIONS WITHIN SELECTED INDUSTRIES. SOME OCCUPATIONS MAY BE IN SECTION 2 AND 3 DEPENDING ON DEGREE OF KNOWLEDGE REQUIRED AND ATTACHMENT TO THE AGRIBUSINESS SECTOR

SECTION 3.--OCCUPATIONS WITHIN SELECTED INDUSTRIES WHERE SOME WORKERS REQUIRE, OR UTILIZE AGRIBUSINESS COMPETENCIES*, KENTUCKY

CODE	INDUSTRY	TOTAL ALL CLASSES	PRIVATE	CLASS OF WORKER				LOCAL	SELF EMPLOYED	UNPAID FAMILY WORKERS
				WAGE AND TOTAL	GOVERNMENT WORKERS		STATE			
					FEDERAL	STATE				
				1 ACCOUNTANTS						
				2 ARCHITECTS (LANDSCAPE)						
				41 CIVIL ENGINEERS						
				13 INDUSTRIAL ENGINEERS						
				14 MECHANICAL ENGINEERS						
				22 SALES ENGINEERS						
				23 ENGINEERS, N.E.C. (AGRICULTURAL)						
				36 STATISTICIANS						
				43 ATMOSPHERIC AND SPACE SCIENTISTS						
				44 BIOLOGICAL SCIENTISTS						
708	CREDIT AGENCIES	61	53	8	4	4	0	0	0	
738	BUSINESS MANAGEMENT SERVICES	300	130	7	7	0	0	151	12	
889	ACCOUNTING, AUDITING	1258	756	10	5	5	0	492	0	
888	ENG AND ARCH SERVICES	257	170	4	4	0	0	83	0	
917	FEDERAL PUBLIC ADMIN	12	0	12	12	0	0	0	0	
927	STATE PUBLIC ADMIN	5	0	5	0	5	0	0	0	
68	GENERAL CONTRACTORS, EXC BLDG	873	135	727	117	586	24	11	0	
197	MACHINERY, NEC	95	95	0	0	0	0	0	0	
197	MACHINERY, NEC	143	143	0	0	0	0	0	0	
197	MACHINERY, NEC	38	38	0	0	0	0	0	0	
67	GENERAL BUILDING CONTRACTORS	22	22	0	0	0	0	0	0	
68	GENERAL CONTRACTORS, EXC BLDG	39	5	34	16	18	0	0	0	
158	FABRICATED METAL PROD	5	5	0	0	0	0	0	0	
197	MACHINERY, NEC	117	117	0	0	0	0	0	0	
467	ELECTRIC LIGHT AND POWER	5	5	0	0	0	0	0	0	
858	COLLEGES AND UNIVERSITIES	11	0	11	0	11	0	0	0	
917	FEDERAL PUBLIC ADMIN	72	0	72	72	0	0	0	0	
927	STATE PUBLIC ADMIN	5	0	5	0	5	0	0	0	
858	COLLEGES AND UNIVERSITIES	11	5	6	0	6	0	0	0	
897	MISC PROFESSIONAL SERVICES	10	5	5	0	5	0	0	0	
917	FEDERAL PUBLIC ADMIN	5	0	5	5	0	0	0	0	
917	FEDERAL PUBLIC ADMIN	16	0	16	16	0	0	0	0	
858	COLLEGES AND UNIVERSITIES	45	17	28	0	17	11	0	0	
917	FEDERAL PUBLIC ADMIN	5	0	5	5	0	0	0	0	

SECTION 3.--OCCUPATIONS WITHIN SELECTED INDUSTRIES WHERE SOME WORKERS REQUIRE, OR UTILIZE AGRIBUSINESS COMPETENCIES*, KENTUCKY

CODE	INDUSTRY	TOTAL ALL CLASSES		CLASS OF WORKER				LOCAL	SELF EMPLOYED	UNPAID FAMILY WORKERS
		TOTAL	PRIVATE	WAGE AND SALARY GOVERNMENT WORKERS	FEDERAL	STATE				
927	STATE PUBLIC ADMIN	10	0	10	0	10	0	0	0	0
49	CRUDE PETROLEUM AND NAT GAS	7	7	0	0	0	0	0	0	0
328	PULP, PAPER, PAPERBOARD MILLS	5	5	0	0	0	0	0	0	0
347	INDUSTRIAL CHEMICALS	128	128	0	0	0	0	0	0	0
508	DRUGS, CHEMICALS, ALLIED PROD	20	20	0	0	0	0	0	0	0
729	COMMERCIAL R AND D	5	5	0	0	0	0	0	0	0
858	COLLEGES AND UNIVERSITIES	36	6	30	0	30	0	0	0	0
897	MISC PROFESSIONAL SERVICES	24	24	0	0	0	0	0	0	0
927	STATE PUBLIC ADMIN	12	0	12	0	12	0	0	0	0
917	FEDERAL PUBLIC ADMIN	259	0	259	0	0	0	0	0	0
927	STATE PUBLIC ADMIN	440	0	440	0	440	0	0	0	0
848	HEALTH SERVICES, NEC	88	10	73	8	34	31	0	5	0
858	COLLEGES AND UNIVERSITIES	106	17	89	10	74	5	0	0	0
917	FEDERAL PUBLIC ADMIN	4	0	4	4	0	0	0	0	0
738	BUSINESS MANAGEMENT SERVICES	29	25	0	0	0	0	4	0	0
858	COLLEGES AND UNIVERSITIES	12	0	12	6	6	0	0	0	0
887	NONPROFIT MEMBERSHIP	3	3	0	0	0	0	0	0	0
917	FEDERAL PUBLIC ADMIN	40	0	40	40	0	0	0	0	0
858	COLLEGES AND UNIVERSITIES	237	62	175	0	166	9	0	0	0
858	COLLEGES AND UNIVERSITIES	177	80	97	0	92	5	0	0	0
858	COLLEGES AND UNIVERSITIES	134	30	104	6	82	16	0	0	0
858	COLLEGES AND UNIVERSITIES	471	128	343	11	291	41	0	0	0
858	COLLEGES AND UNIVERSITIES	121	33	88	0	73	15	0	0	0

SECTION 3.--OCCUPATIONS WITHIN SELECTED INDUSTRIES WHERE SOME WORKERS REQUIRE, OR UTILIZE AGRIBUSINESS COMPETENCIES*, KENTUCKY

CODE	INDUSTRY	TOTAL ALL CLASSES	PRIVATE	CLASS OF WORKER				LOCAL	SELF EMPLOYED	UNPAID FAMILY WORKERS
				WAGE AND SALARY WORKER TOTAL	GOVERNMENT WORKERS FEDERAL	STATE	TECHNICAL TEACHERS			
858	COLLEGES AND UNIVERSITIES	41	15	26	0	26	0	0	0	
858	COLLEGES AND UNIVERSITIES	257	76	181	0	176	5	0	0	
857	ELEMENTARY, SECONDARY	42	5	37	5	16	16	0	0	
867	EDUCATIONAL SERVICES, NEC	166	109	257	37	192	28	0	0	
857	ELEMENTARY, SECONDARY	12634	2326	10308	154	1999	8155	0	0	
467	ELECTRIC LIGHT AND POWER	40	34	6	6	0	0	0	0	
427	AIR TRANSPORTATION	96	89	7	0	7	0	0	0	
857	ELEMENTARY, SECONDARY	761	104	657	27	138	492	0	0	
858	COLLEGES AND UNIVERSITIES	260	86	174	8	166	0	0	0	
867	EDUCATIONAL SERVICES, NEC	110	41	69	5	58	6	0	0	
878	WELFARE SERVICES	5	0	5	0	5	0	0	0	
917	FEDERAL PUBLIC ADMIN	50	0	50	0	0	0	0	0	
927	STATE PUBLIC ADMIN	33	0	33	0	33	0	0	0	
809	MISC ENTERTAINMENT	256	206	18	0	4	14	32	0	
339	PRINTING, PUBLISHING EXC NEWS	6	6	0	0	0	0	0	0	
197	MACHINERY, NEC	28	28	0	0	0	0	0	0	
259	MISC MANUFACTURING	10	10	0	0	0	0	0	0	
33b	NEWSPAPER PUBLISHING, PRINTING	803	699	55	0	45	10	49	0	
339	PRINTING, PUBLISHING EXC NEWS	88	78	10	0	10	0	0	0	
858	COLLEGES AND UNIVERSITIES	41	15	26	5	21	0	0	0	
917	FEDERAL PUBLIC ADMIN	20	0	20	20	0	0	0	0	
927	STATE PUBLIC ADMIN	20	0	20	0	20	0	0	0	

SECTION 3.--OCCUPATIONS WITHIN SELECTED INDUSTRIES WHERE SOME WORKERS REQUIRE, OR UTILIZE AGRIBUSINESS COMPETENCIES*, KENTUCKY

CODE	INDUSTRY	TOTAL ALL CLASSES	PRIVATE	CLASS OF WORKER			LOCAL	SELF EMPLOYED	UNPAID FAMILY WORKERS
				WAGE AND SALARY WORKER GOVERNMENT WORKERS		LOCAL			
				FEDERAL	STATE				
609	DEPARTMENT, MAIL ORDER	5	5	0	0	0	0	0	
628	GROCERY STORES	8	8	0	0	0	0	0	
917	FEDERAL PUBLIC ADMIN	19	0	19	0	0	0	0	
927	STATE PUBLIC ADMIN	48	0	48	0	0	0	0	
937	LOCAL PUBLIC ADMIN	289	0	289	0	289	0	0	
707	BANKING	2409	2231	160	93	50	17	18	
708	CREDIT AGENCIES	700	639	61	61	0	0	0	
609	DEPARTMENT, MAIL ORDER	409	404	0	0	0	0	0	
697	MISC RETAIL TRADE STORES	70	43	0	0	0	0	0	
707	BANKING	40	40	0	0	0	0	0	
708	CREDIT AGENCIES	83	78	5	0	0	5	0	
748	OTHER MISC BUSINFSS SERVICES	30	20	0	0	0	0	10	
917	FEDERAL PUBLIC ADMIN	693	0	693	0	0	0	0	
927	STATE PUBLIC ADMIN	259	0	259	0	0	0	0	
937	LOCAL PUBLIC ADMIN	59	0	59	0	59	0	0	
917	FEDERAL PUBLIC ADMIN	950	0	950	0	0	0	0	
927	STATE PUBLIC ADMIN	892	0	892	0	0	0	0	
937	LOCAL PUBLIC ADMIN	649	0	649	0	649	0	0	
887	NONPROFIT MEMBERSHIP	424	424	0	0	0	0	0	
259	MISC MANUFACTURING	16	16	0	0	0	0	0	
328	PULP, PAPER, PAPERBOARD MILLS	9	9	0	0	0	0	0	
607	LUMBER, BUILDING MATERIAL	28	28	0	0	0	0	0	
608	HARDWARE AND FARM EQUIPMENT	31	27	0	0	0	0	4	
609	DEPARTMENT, MAIL ORDER	447	447	0	0	0	0	0	

SECTION 3.--OCCUPATIONS WITHIN SELECTED INDUSTRIES WHERE SOME WORKERS REQUIRE, OR UTILIZE AGRIBUSINESS COMPETENCIES*, KENTUCKY

CODE	INDUSTRY	TOTAL ALL CLASSES	PRIVATE	CLASS OF WORKER				LOCAL	SELF EMPLOYED	UNPAID FAMILY WORKERS
				WAGE AND TOTAL	SALARY GOVERNMENT FEDERAL	WORKER STATE	DEPT HEADS, RETAIL TRADE			
627	MISC MERCHANDISE STORES	49	44	5	5	0	0	0	0	
628	GROCERY STORES	371	359	0	0	0	0	12	0	
697	MISC RETAIL TRADE STORES	68	56	0	0	0	0	12	0	
231	SALES MANAGERS, CONTINUED									
259	MISC MANUFACTURING	8	8	0	0	0	0	0	0	
539	MACHINERY EQUIP, SUPPLIES	81	81	0	0	0	0	0	0	
587	WHOLESALE, NEC	26	21	0	0	0	0	5	0	
233	SALES MANAGERS, EXCEPT RETAIL TRADE									
858	COLLEGES AND UNIVERSITIES	548	251	276	9	241	26	21	0	
245	MANAGERS AND ADMINISTRATORS, N.E.C.									
107	LOGGING	53	18	0	0	0	0	35	0	
108	SAWMILL, PLANING MILL, MILL WK	309	180	0	0	0	0	123	6	
109	MISC WOOD PROD	80	77	0	0	0	0	3	0	
259	MISC MANUFACTURING	225	185	0	0	0	0	40	0	
268	MEAT PRODUCTS	76	62	0	0	0	0	14	0	
269	DAIRY PRODUCTS	135	130	0	0	0	0	5	0	
278	CANNING AND PRESERVING	5	5	0	0	0	0	0	0	
317	YARN, FABRIC MILLS	11	0	0	0	0	0	11	0	
318	MISC TEXTILE MILL PRODUCTS	11	11	0	0	0	0	0	0	
328	PULP, PAPER, PAPERBOARD MILLS	33	33	0	0	0	0	0	0	
417	TRUCKING SERVICE	598	427	0	0	0	0	171	0	
418	WAREHOUSING AND STORAGE	117	97	0	0	0	0	27	0	
429	TRANSPORTATION SERVICES	125	97	6	0	6	0	16	6	
587	WHOLESALE, NEC	252	178	0	0	0	0	74	0	
607	LUMBER, BUILDING MATERIAL	606	378	6	0	0	6	216	6	
608	HARDWARE AND FARM EQUIPMENT	658	337	0	0	0	0	321	0	
627	MISC MERCHANDISE STORES	533	183	30	30	0	0	301	19	
628	GROCERY STORES	4153	1687	12	0	0	12	2346	108	
629	DAIRY PROD STORES	52	41	0	0	0	0	11	0	
638	FOOD STORES, NEC	75	29	0	0	0	0	46	0	
708	CREDIT AGENCIES	206	193	9	9	0	0	4	0	
709	STOCK BROKERS, INVESTMENT	103	89	0	0	0	0	14	0	
718	REAL ESTATE, RE LAW INSURANCE	326	206	23	5	0	18	97	0	
739	COMPUTER PROGRAMMING	62	62	0	0	0	0	0	0	
748	OTHER MISC BUSINESS SERVICES	380	256	0	0	0	0	124	0	
759	OTHER REPAIR SERVICES	151	78	5	5	0	0	68	0	
778	LODGING PLACES, EXC HOTELS	127	69	0	0	0	0	47	11	
869	MUSEUMS, ART GALLERIES† ZOOIS	11	11	0	0	0	0	0	0	

SECTION 3.---OCCUPATIONS WITHIN SELECTED INDUSTRIES WHERE SOME WORKERS REQUIRE, OR UTILIZE AGRIBUSINESS COMPETENCIES*, KENTUCKY

CODE	INDUSTRY	TOTAL ALL CLASSES	PRIVATE	CLASS OF WORKER				LOCAL	SELF EMPLOYED	UNPAID FAMILY WORKERS
				WAGE AND TOTAL	SALARY WORKER		GOVERNMENT WORKERS			
					FEDERAL	STATE				
887	NONPROFIT MEMBERSHIP	85	85	0	0	0	0	0	0	
748	OTHER MISC BUSINESS SERVICES	53	16	0	0	0	0	37	0	
717	INSURANCE	6050	5168	64	20	11	33	808	10	
718	REAL ESTATE, RE LAW INSURANCE	60	33	0	0	0	0	27	0	
709	STOCK BROKERS, INVESTMENT	489	404	25	5	7	13	60	0	
127	CEMENT, CONCRETE, PLASTER	73	73	0	0	0	0	0	0	
157	CUTLERY, OTHER HARDWARE	33	33	0	0	0	0	0	0	
259	MISC MANUFACTURING	156	142	0	0	0	0	14	0	
738	BUSINESS MANAGEMENT SERVICES	20	20	0	0	0	0	0	0	
858	COLLEGES AND UNIVERSITIES	14	9	5	0	5	0	0	0	
887	NONPROFIT MEMBERSHIP	7	7	0	0	0	0	0	0	
917	FEDERAL PUBLIC ADMIN	896	0	896	0	0	0	0	0	
927	STATE PUBLIC ADMIN	5	0	5	0	5	0	0	0	
27	FORESTRY	7	0	7	0	0	0	0	0	
708	CREDIT AGENCIES	97	83	9	9	0	0	5	0	
917	FEDERAL PUBLIC ADMIN	223	0	223	0	0	0	0	0	
927	STATE PUBLIC ADMIN	93	0	93	0	93	0	0	0	
937	LOCAL PUBLIC ADMIN	59	0	59	0	0	59	0	0	
108	SAWMILL, PLANING MILL, MILL WK	4	4	0	0	0	0	0	0	
717	INSURANCE	982	946	27	22	5	0	9	0	
707	BANKING	9	9	0	0	0	0	0	0	
708	CREDIT AGENCIES	23	18	5	5	0	0	0	0	
717	INSURANCE	30	0	30	25	5	0	0	0	

SECTION 3.--OCCUPATIONS WITHIN SELECTED INDUSTRIES WHERE SOME WORKERS REQUIRE, OR UTILIZE AGRIBUSINESS COMPETENCIES*, KENTUCKY

CODE	INDUSTRY	TOTAL ALL CLASSES	PRIVATE	CLASS OF WORKER			LOCAL	SELF EMPLOYED	UNPAID FAMILY WORKERS
				WAGE AND SALARY WORKER TOTAL	FEDERAL	STATE			
718	REAL ESTATE, RE LAW INSURANCE	68	20	11	7	0	30	0	
				363 REAL ESTATE APPRAISERS CONTINUED					
17	AGRICULTURAL PRODUCTION	90	90	0	0	0	0	0	
18	AGRICULTURE SERVICES, EXC HORT	57	57	0	0	0	0	0	
19	HORTICULTURAL SERVICES	16	16	0	0	0	0	0	
27	FORESTRY	22	5	17	0	17	0	0	
28	FISHERIES	4	0	4	0	4	0	0	
937	LOCAL PUBLIC ADMIN	416	0	416	0	0	416	0	
				394 MISCELLANEOUS CLERICAL WORKERS					
429	TRANSPORTATION SERVICES	7	7	0	0	0	0	0	
748	OTHER MISC BUSINFSS SERVICES	29	29	0	0	0	0	0	
848	HEALTH SERVICES, NEC	84	0	84	0	51	33	0	
				452 INSPECTORS, N.E.C.					
539	MACHINERY EQUIP, SUPPLIES	243	243	0	0	0	0	0	
759	OTHER REPAIR SERVICES	187	130	0	0	0	0	57	
197	MACHINERY, NEC	4	4	0	0	0	0	0	
				481 HEAVY EQUIPMENT MECHANICS					
127	CEMENT, CONCRETE, PLASTER	17	17	0	0	0	0	0	
157	CUTLERY, OTHER HARDWARE	15	15	0	0	0	0	0	
268	MEAT PRODUCTS	166	166	0	0	0	0	0	
				514 PATTERN AND MODEL MAKERS					
809	MISC ENTERTAINMENT	31	14	10	4	0	7	0	
				610 CHECKERS, EXAMINERS, INSPECTORS† MFG.					
				694 MISCELLANEOUS OPERATIVES					
				933 ATTENDANTS, PERSONNEL SERVICE, N.E.C.					

* 67 OCCUPATIONS WITHIN SELECTED INDUSTRIES. SOME OCCUPATIONS MAY BE IN SECTION 2 AND 3 DEPENDING ON DEGREE OF KNOWLEDGE REQUIRED AND ATTACHMENT TO THE AGRIBUSINESS SECTOR

SECTION 3.--OCCUPATIONS WITHIN SELECTED INDUSTRIES WHERE SOME WORKERS REQUIRE, OR UTILIZE AGRIBUSINESS COMPETENCIES*, KENTUCKY

CODE	OCCUPATION	TOTAL ALL CLASSES	PRIVATE	CLASS OF WORKER				LOCAL	SELF EMPLOYED	UNPAID FAMILY WORKERS
				WAGE AND SALARY		GOVERNMENT WORKERS				
				TOTAL	FEDERAL	STATE	STATE			
SUMMARY ALL INDUSTRIES										
1	ACCOUNTANTS	1619	939	25	16	9	0	643	12	0
2	ARCHITECTS (LANDSCAPE)	274	170	21	16	5	0	83	0	0
11	CIVIL ENGINEERS	873	135	727	117	586	24	11	0	0
13	INDUSTRIAL ENGINEERS	95	95	0	0	0	0	0	0	0
14	MECHANICAL ENGINEERS	143	143	0	0	0	0	0	0	0
22	SALES ENGINEERS	38	38	0	0	0	0	0	0	0
23	ENGINEERS, N.E.C. (AGRICULTURAL)	276	154	122	88	34	0	0	0	0
36	STATISTICIANS	26	10	16	5	11	0	0	0	0
43	ATMOSPHERIC AND SPACE SCIENTISTS	16	0	16	16	0	0	0	0	0
44	BIOLOGICAL SCIENTISTS	60	17	43	5	27	11	0	0	0
45	CHEMISTS	237	195	42	0	42	0	0	0	0
56	PERSONNEL AND LABOR RELATIONS WORKERS	699	0	699	259	440	0	0	0	0
85	HEALTH TECHNOLOGIST, TECHNICIANS, N.E.C.	198	27	166	22	108	36	0	5	0
91	ECONOMISTS	84	28	52	46	6	0	4	0	0
104	BIOLOGY TEACHERS (COLLEGE)	237	62	175	0	166	9	0	0	0
105	CHEMISTRY TEACHERS (COLLEGE)	177	80	97	0	92	5	0	0	0
111	ENGINEERING TEACHERS (COLLEGE)	134	30	104	6	82	16	0	0	0
113	HEALTH SPECIALTIES TEACHERS (COLLEGE)	471	128	343	11	291	41	0	0	0
116	ECONOMICS-TEACHERS (COLLEGE)	121	33	88	0	73	15	0	0	0
134	TRADE, INDUSTRIAL, TECHNICAL TEACHERS	41	15	26	0	26	0	0	0	0
135	MISC. TEACHERS, COLLEGE & UNIVERSITY	257	76	181	0	176	5	0	0	0
141	ADULT EDUCATION TEACHERS	408	114	294	42	208	44	0	0	0
144	SECONDARY SCHOOL TEACHERS	12634	2326	10308	154	1999	8155	0	0	0
153	ELECTRICAL, ELECTRONIC ENG. TECH.	40	34	6	6	0	0	0	0	0
163	AIRPLANE PILOTS	96	89	7	0	7	0	0	0	0
174	VOCATIONAL AND EDUCATIONAL COUNSELORS	1219	231	988	90	400	498	0	0	0
180	ATHLETES AND KINDRED WORKERS	256	206	18	0	4	14	32	0	0
181	AUTHORS	6	6	0	0	0	0	0	0	0
183	DESIGNERS	38	38	0	0	0	0	0	0	0
184	EDITORS AND REPORTERS	972	792	131	25	961	10	49	0	0
192	PUBLIC RELATIONS MEN, PUBLICITY WRITERS	80	13	67	19	48	0	0	0	0
201	ASSESSORS, CONTROLLERS, LOCAL PUB ADMIN	289	0	289	0	0	289	0	0	0
202	BANK OFFICERS AND FINANCIAL MANAGERS	3109	2870	221	154	50	17	18	0	0
205	BUYERS, WHOLESALF AND RETAIL TRADE	479	447	0	0	0	0	32	0	0
210	CREDIT MEN	153	138	5	0	0	5	10	0	0
215	INSPECTORS, EXC. CONSTRUCTION, PUB ADMIN	1011	0	1011	693	259	59	0	0	0
222	OFFICIALS, ADMIN., PUB. ADMIN., N.E.C.	2491	0	2491	950	892	649	0	0	0
223	OFFICIALS OF LODGES, SOCIETIES, UNIONS	424	424	0	0	0	0	0	0	0
225	PURCHASING AGENTS AND BUYERS, N.E.C.	25	25	0	0	0	0	0	0	0
231	SALES MANAGERS, DEPT HEADS, RETAIL TRADE	994	961	5	5	0	0	28	0	0

SECTION 3.--OCCUPATIONS WITHIN SELECTED INDUSTRIES WHERE SOME WORKERS REQUIRE, OR UTILIZE AGRIBUSINESS COMPETENCIES*, KENTUCKY (CONTINUED)

CODE	OCCUPATION	TOTAL ALL CLASSES	PRIVATE	CLASS OF WORKER				LOCAL	SELF EMPLOYED	UNPAID FAMILY WORKERS
				WAGE AND SALARY WORKER		GOVERNMENT WORKERS				
				TOTAL	FEDERAL	STATE				
SUMMARY ALL INDUSTRIES										
233	SALES MANAGERS, EXCEPT RETAIL TRADE	115	110	0	0	0	0	5	0	
235	SCHOOL, ADMINISTRATORS, COLLEGE	548	251	276	9	241	26	21	0	
245	MANAGERS AND ADMINISTRATORS, N.E.C.	9558	5197	91	49	6	36	4114	156	
261	AUCTIONEERS	53	16	0	0	0	0	37	0	
265	INSURANCE AGENTS, BROKERS, UNDERWRITERS	6110	5201	64	20	11	33	835	10	
271	STOCK AND BOND SALESMEN	489	404	25	5	7	13	60	0	
281	SALES REPRESENTIVES, MFG.	262	248	0	0	0	0	14	0	
320	ENUMERATORS AND INTERVIEWERS	942	36	906	896	10	0	0	0	
321	ESTIMATORS AND INVESTIGATORS, N.E.C.	479	83	391	239	93	59	5	0	
323	EXPEDITORS AND PRODUCTION CONTROLLERS	4	4	0	0	0	0	0	0	
326	INSURANCE ADJUSTERS, EXAM.	982	946	27	22	5	0	9	0	
363	REAL ESTATE APPRAISERS	130	47	53	41	12	0	30	0	
372	SECRETARIES, N.E.C.	189	168	21	0	21	0	0	0	
394	MISCELLANEOUS CLERICAL WORKERS	416	0	416	0	0	416	0	0	
452	INSPECTORS, N.E.C.	120	36	84	0	51	33	0	0	
481	HEAVY EQUIPMENT MECHANICS	430	373	0	0	0	0	57	0	
514	PATTERN AND MODEL MAKERS	4	4	0	0	0	0	0	0	
610	CHECKERS, EXAMINERS, INSPECTORS, MFG.	32	32	0	0	0	0	0	0	
694	MISCELLANEOUS OPERATIVES	166	166	0	0	0	0	0	0	
933	ATTENDANTS, PERSONNEL SERVICE, N.E.C.	31	14	10	6	4	0	7	0	
TOTAL--ALL OCCUPATIONS		51860	24425	21148	4032	6598	10518	6104	183	

* 67 OCCUPATIONS WITHIN SELECTED INDUSTRIES. SOME OCCUPATIONS MAY BE IN SECTION 2 AND 3 DEPENDING ON DEGREE OF KNOWLEDGE REQUIRED AND ATTACHMENT TO THE AGRIBUSINESS SECTOR

SECTION 3.--OCCUPATIONS WITHIN SELECTED INDUSTRIES WHERE SOME WORKERS REQUIRE, OR UTILIZE AGRIBUSINESS COMPETENCIES*, MISSISSIPPI

CODE	INDUSTRY	TOTAL ALL CLASSES	PRIVATE	CLASS OF WORKER				LOCAL	SELF EMPLOYED	UNPAID FAMILY WORKERS
				WAGE AND SALARY WORKER		GOVERNMENT WORKERS	STATE			
				TOTAL	FEDERAL					
	1 ACCOUNTANTS									
708	CREDIT AGENCIES	67	67	0	0	0	0	0	0	
738	BUSINESS MANAGEMENT SERVICES	127	87	0	0	0	0	40	0	
739	COMPUTER PROGRAMMING	5	5	0	0	0	0	0	0	
889	ACCOUNTING, AUDITING	886	490	5	5	0	0	391	0	
	2 ARCHITECTS (LANDSCAPE)									
888	ENG AND ARCH SERVICES	216	135	0	0	0	0	81	0	
917	FEDERAL PUBLIC ADMIN	5	0	5	0	0	0	0	0	
	11 CIVIL ENGINEERS									
68	GENERAL CONTRACTORS, EXC BLDG	924	115	804	390	371	43	5	0	
	13 INDUSTRIAL ENGINEERS									
197	MACHINERY, NEC	33	33	0	0	0	0	0	0	
	14 MECHANICAL ENGINEERS									
197	MACHINERY, NEC	33	33	0	0	0	0	0	0	
	23 ENGINEERS, N.E.C. (AGRICULTURAL)									
27	FORESTRY	6	0	6	6	0	0	0	0	
67	GENERAL BUILDING CONTRACTORS	10	5	5	5	0	0	0	0	
68	GENERAL CONTRACTORS, EXC BLDG	53	5	48	36	12	0	0	0	
197	MACHINERY, NEC	14	14	0	0	0	0	0	0	
467	ELECTRIC LIGHT AND POWER	20	9	11	11	0	0	0	0	
858	COLLEGES AND UNIVERSITIES	24	0	24	0	24	0	0	0	
917	FEDERAL PUBLIC ADMIN	77	0	77	77	0	0	0	0	
	36 STATISTICIANS									
917	FEDERAL PUBLIC ADMIN	23	0	23	23	0	0	0	0	
	44 BIOLOGICAL SCIENTISTS									
729	COMMERCIAL R AND D	13	0	13	8	5	0	0	0	
858	COLLEGES AND UNIVERSITIES	68	0	68	10	58	0	0	0	
897	MISC PROFESSIONAL SERVICES	48	0	39	17	22	0	9	0	
917	FEDERAL PUBLIC ADMIN	63	0	63	63	0	0	0	0	
927	STATE PUBLIC ADMIN	34	0	34	0	34	0	0	0	
	45 CHEMISTS									
328	PULP, PAPER, PAPERBOARD MILLS	22	22	0	0	0	0	0	0	
347	INDUSTRIAL CHEMICALS	22	22	0	0	0	0	0	0	
368	MISC CHEMICALS	21	21	0	0	0	0	0	0	
508	DRUGS, CHEMICALS, ALLIED PROD	4	4	0	0	0	0	0	0	

SECTION 3.--OCCUPATIONS WITHIN SELECTED INDUSTRIES WHERE SOME WORKERS REQUIRE, OR UTILIZE AGRIBUSINESS COMPETENCIES*, MISSISSIPPI

CODE	INDUSTRY	TOTAL ALL CLASSES	PRIVATE	CLASS OF WORKER				LOCAL	SELF EMPLOYED	UNPAID FAMILY WORKERS
				WAGE AND SALARY GOVERNMENT FEDERAL STATE	WAGE AND SALARY GOVERNMENT FEDERAL STATE	WAGE AND SALARY GOVERNMENT FEDERAL STATE	WAGE AND SALARY GOVERNMENT FEDERAL STATE			
				45 CHEMISTS CONTINUED						
729	COMMERCIAL R AND D	20	14	0	0	6	0	0	0	0
858	COLLEGES AND UNIVERSITIES	21	0	0	21	0	0	0	0	0
897	MISC PROFESSIONAL SERVICES	9	4	5	0	0	0	0	0	0
				56 PERSONNEL AND LABOR RELATIONS WORKERS						
917	FEDERAL PUBLIC ADMIN	182	0	182	0	0	0	0	0	0
927	STATE PUBLIC ADMIN	383	0	383	0	0	0	0	0	0
				85 HEALTH TECHNOLOGIST, TECHNICIANS, N.E.C.						
848	HEALTH SERVICES, NEC	73	0	73	0	57	16	0	0	0
858	COLLEGES AND UNIVERSITIES	61	5	56	0	49	7	0	0	0
				91 ECONOMISTS						
738	BUSINESS MANAGEMENT SERVICES	25	20	0	0	0	0	5	0	0
858	COLLEGES AND UNIVERSITIES	42	0	42	0	42	0	0	0	0
887	NONPROFIT MEMBERSHIP	4	4	0	0	0	0	0	0	0
897	MISC PROFESSIONAL SERVICES	9	0	9	0	9	0	0	0	0
917	FEDERAL PUBLIC ADMIN	26	0	26	0	26	0	0	0	0
927	STATE PUBLIC ADMIN	12	0	12	0	12	0	0	0	0
				104 BIOLOGY TEACHERS (COLLEGE)						
858	COLLEGES AND UNIVERSITIES	164	26	138	0	126	12	0	0	0
				105 CHEMISTRY TEACHERS (COLLEGE)						
858	COLLEGES AND UNIVERSITIES	105	26	79	0	68	11	0	0	0
				111 ENGINEERING TEACHERS (COLLEGE)						
858	COLLEGES AND UNIVERSITIES	162	11	151	0	127	24	0	0	0
				113 HEALTH SPECIALTIES TEACHERS (COLLEGE)						
858	COLLEGES AND UNIVERSITIES	156	14	142	11	104	27	0	0	0
				116 ECONOMICS TEACHERS (COLLEGE)						
858	COLLEGES AND UNIVERSITIES	69	5	64	0	64	0	0	0	0
				134 TRADE, INDUSTRIAL, TECHNICAL TEACHERS						
858	COLLEGES AND UNIVERSITIES	87	4	83	9	65	9	0	0	0
				135 MISC. TEACHERS, COLLEGE & UNIVERSITY						
858	COLLEGES AND UNIVERSITIES	227	17	210	11	182	17	0	0	0
				141 ADULT EDUCATION TEACHERS						
857	ELEMENTARY, SECONDARY	97	6	91	26	11	54	0	0	0

SECTION 3.--OCCUPATIONS WITHIN SELECTED INDUSTRIES WHERE SOME WORKERS REQUIRE, OR UTILIZE AGRIBUSINESS COMPETENCIES*, MISSISSIPPI

CODE	INDUSTRY	TOTAL ALL CLASSES	PRIVATE	CLASS OF WORKER				LOCAL	SELF EMPLOYED	UNPAID FAMILY WORKERS
				WAGE AND SALARY WORKER GOVERNMENT WORKERS		TOTAL				
				FEDERAL	STATE	FEDERAL	STATE			
				141 ADULT EDUCATION TEACHERS CONTINUED						
867	EDUCATIONAL SERVICES, NEC	215	39	149	75	31	43	27	0	
878	WELFARE SERVICES	10	0	10	10	0	0	0	0	
857	ELEMENTARY, SECONDARY	9412	1133	8279	116	1693	6470	0	0	
467	ELECTRIC LIGHT AND POWER	18	11	7	0	7	0	0	0	
427	AIR TRANSPORTATION	181	142	24	24	0	0	15	0	
857	ELEMENTARY, SECONDARY	424	22	402	56	57	289	0	0	
858	COLLEGES AND UNIVERSITIES	173	40	133	0	124	9	0	0	
867	EDUCATIONAL SERVICES, NEC	66	5	61	16	40	5	0	0	
917	FEDERAL PUBLIC ADMIN	22	0	22	22	0	0	0	0	
927	STATE PUBLIC ADMIN	31	0	31	0	31	0	0	0	
809	MISC ENTERTAINMENT	149	114	12	0	0	12	23	0	
339	PRINTING, PUBLISHING EXC NEWS	4	0	0	0	0	0	0	4	
157	CUTLERY, OTHER HARDWARE	10	10	0	0	0	0	0	0	
197	MACHINERY, NEC	7	7	0	0	0	0	0	0	
259	MISC MANUFACTURING	5	5	0	0	0	0	0	0	
338	NEWSPAPER PUBLISHING, PRINTING	453	413	0	0	0	0	40	0	
339	PRINTING, PUBLISHING EXC NEWS	61	51	4	0	4	0	6	0	
858	COLLEGES AND UNIVERSITIES	60	26	34	0	34	0	0	0	
917	FEDERAL PUBLIC ADMIN	4	0	4	4	0	0	0	0	
927	STATE PUBLIC ADMIN	14	0	14	0	14	0	0	0	
917	FEDERAL PUBLIC ADMIN	10	0	10	10	0	0	0	0	
927	STATE PUBLIC ADMIN	31	0	31	0	31	0	0	0	
937	LOCAL PUBLIC ADMIN	277	0	277	0	0	277	0	0	

SECTION 3.--OCCUPATIONS WITHIN SELECTED INDUSTRIES WHERE SOME WORKERS REQUIRE, OR UTILIZE AGRIBUSINESS COMPETENCIES*, MISSISSIPPI

CODE	INDUSTRY	TOTAL ALL CLASSES	PRIVATE	CLASS OF WORKER				LOCAL	SELF EMPLOYED	UNPAID FAMILY WORKERS
				WAGE AND SALARY WORKER	GOVERNMENT WORKERS	FEDERAL	STATE			
707 BANKING		1560	1481	202 BANK OFFICERS AND FINANCIAL MANAGERS	45	24	10	0	0	
708 CREDIT AGENCIES		847	761		86	0	0	0	0	
609 DEPARTMENT, MAIL ORDER		99	78	205 BUYERS, WHOLESALE AND RETAIL TRADE	0	0	0	21	0	
697 MISC RETAIL TRADE STORES		21	15		0	0	0	6	0	
707 BANKING		14	14	210 CREDIT MEN	0	0	0	0	0	
708 CREDIT AGENCIES		41	41		0	0	0	0	0	
748 OTHER MISC BUSINFSS SERVICES		7	0		0	0	0	7	0	
917 FEDERAL PUBLIC ADMIN		396	0	215 INSPECTORS, EXC. CONSTRUCTION, PUB ADMIN	396	0	0	0	0	
927 STATE PUBLIC ADMIN		267	0		267	0	0	0	0	
937 LOCAL PUBLIC ADMIN		29	0		29	0	29	0	0	
917 FEDERAL PUBLIC ADMIN		679	0	222 OFFICIALS, ADMIN., PUB. ADMIN., N.E.C.	679	0	0	0	0	
927 STATE PUBLIC ADMIN		648	0		648	0	0	0	0	
937 LOCAL PUBLIC ADMIN		953	0		953	0	953	0	0	
887 NONPROFIT MEMBERSHIP		344	344	223 OFFICIALS OF LODGES, SOCIETIES, UNIONS	0	0	0	0	0	
328 PULP, PAPER, PAPERBOARD MILLS		39	39	225 PURCHASING AGENTS AND BUYERS, N.E.C.	0	0	0	0	0	
418 WAREHOUSING AND STORAGE		9	9		0	0	0	0	0	
607 LUMBER, BUILDING MATERIAL		20	20	231 SALES MANAGERS, DEPT HEADS, RETAIL TRADE	0	0	0	0	0	
608 HARDWARE AND FARM EQUIPMENT		44	38		0	0	0	6	0	
609 DEPARTMENT, MAIL ORDER		361	351		0	0	0	10	0	
627 MISC MERCHANDISE STORES		80	61		19	0	0	0	0	
628 GROCERY STORES		334	324		4	0	0	6	0	
697 MISC RETAIL TRADE STORES		58	52		0	0	0	6	0	
157 CUTLERY, OTHER HARDWARE		6	6	233 SALES MANAGERS, EXCEPT RETAIL TRADE	0	0	0	0	0	
259 MISC MANUFACTURING		6	0		6	0	0	0	0	
539 MACHINERY EQUIP, SUPPLIES		79	79		0	0	0	0	0	
587 WHOLESALE, NEC		49	43		0	0	0	6	0	

SECTION 3.---OCCUPATIONS WITHIN SELECTED INDUSTRIES WHERE SOME WORKERS REQUIRE, OR UTILIZE AGRIBUSINESS COMPETENCIES*, MISSISSIPPI

CODE	INDUSTRY	TOTAL ALL CLASSES	PRIVATE	CLASS OF WORKER				LOCAL	SELF EMPLOYED	UNPAID FAMILY WORKERS
				WAGE AND SALARY WORKER		GOVERNMENT WORKERS				
				TOTAL	FEDERAL	STATE	COLLEGE			
858	COLLEGES AND UNIVERSITIES	343	129	235	16	159	39	0	0	
107	LOGGING	611	82	245	0	0	0	525	4	
108	SAWMILL, PLANING MILL, MILL WK	311	214	0	0	0	0	97	0	
109	MISC WOOD PROD	176	172	0	0	0	0	4	0	
259	MISC MANUFACTURING	91	63	7	0	7	0	21	0	
268	MEAT PRODUCTS	157	141	0	0	0	0	16	0	
269	DAIRY PRODUCTS	70	64	0	0	0	0	0	6	
278	CANNING AND PRESERVING	42	30	0	0	0	0	12	0	
317	YARN, FABRIC MILLS	32	27	0	0	0	0	5	0	
318	MISC TEXTILE MILL PRODUCTS	24	24	0	0	0	0	0	0	
328	PULP, PAPER, PAPERBOARD MILLS	49	49	0	0	0	0	0	0	
417	TRUCKING SERVICE	514	302	0	0	0	0	206	6	
418	WAREHOUSING AND STORAGE	173	141	0	0	0	0	32	0	
429	TRANSPORTATION SVCS	57	34	7	0	0	7	11	5	
587	WHOLESALE, NEC	298	202	0	0	0	0	96	0	
607	LUMBER, BUILDING MATERIAL	564	359	0	0	0	0	201	4	
608	HARDWARE AND FARM EQUIPMENT	593	304	0	0	0	0	272	17	
627	MISC MERCHANDISE STORES	716	285	23	18	0	5	384	24	
628	GROCERY STORES	4512	1513	16	0	0	16	2849	134	
629	DAIRY PROD STORES	28	12	0	0	0	0	11	5	
638	FOOD STORES, NEC	104	33	0	0	0	0	65	6	
708	CREDIT AGENCIES	130	125	5	5	0	0	0	0	
709	STOCK BROKERS, INVESTMENT	107	57	0	0	0	0	50	0	
718	REAL ESTATE, RE LAW INSURANCE	203	108	31	0	0	31	64	0	
739	COMPUTER PROGRAMMING	10	10	0	0	0	0	0	0	
748	OTHER MISC BUSINFSS SERVICES	245	139	7	0	7	0	95	4	
759	OTHER REPAIR SERVICES	131	40	0	0	0	0	91	0	
778	LODGING PLACES, FXC HOTELS	98	38	0	0	0	0	49	11	
869	MUSEUMS, ART GALLERIES; ZOOS	4	4	0	0	0	0	0	0	
887	NONPROFIT MEMBERSHIP	63	63	0	0	0	0	0	0	
748	OTHER MISC BUSINFSS SERVICES	10	0	261	0	0	0	10	0	
717	INSURANCE	3736	3339	11	0	6	5	386	0	
718	REAL ESTATE, RE LAW INSURANCE	39	34	0	0	0	0	5	0	
709	STOCK BROKERS, INVESTMENT	246	195	11	6	0	5	40	0	

SECTION 3.--OCCUPATIONS WITHIN SELECTED INDUSTRIES WHERE SOME WORKERS REQUIRE, OR UTILIZE AGRIBUSINESS COMPETENCIES*, MISSISSIPPI

CODE	INDUSTRY	TOTAL ALL CLASSES	PRIVATE	CLASS OF WORKER				LOCAL	SELF EMPLOYED	UNPAID FAMILY WORKERS
				WAGE AND SALARY WORKER GOVERNMENT WORKERS		STATE				
				TOTAL	FEDERAL	FEDERAL	STATE			
				281	SALES REPR., MFG.					
127	CEMENT, CONCRETE, PLASTER	30	30	0	0	0	0	0	0	0
157	CUTLERY, OTHER HARDWARE	21	21	0	0	0	0	0	0	0
259	MISC MANUFACTURING	76	68	3	0	3	0	5	0	0
				320	ENUMERATORS AND INTERVIEWERS					
738	BUSINESS MANAGEMENT SERVICES	17	11	6	6	0	0	0	0	0
858	COLLEGES AND UNIVERSITIES	5	5	0	0	0	0	0	0	0
887	NONPROFIT MEMBERSHIP	9	9	0	0	0	0	0	0	0
917	FEDERAL PUBLIC ADMIN	707	0	707	707	0	0	0	0	0
927	STATE PUBLIC ADMIN	6	0	6	0	6	0	0	0	0
				321	ESTIMATORS AND INVESTIGATORS, N.E.C.					
708	CREDIT AGENCIES	86	86	0	0	0	0	0	0	0
917	FEDERAL PUBLIC ADMIN	196	0	196	196	0	0	0	0	0
927	STATE PUBLIC ADMIN	70	0	70	0	70	0	0	0	0
937	LOCAL PUBLIC ADMIN	32	0	32	0	0	32	0	0	0
				323	EXPEDITERS AND PRODUCTION CONTROLLERS					
108	SAMMILL, PLANNG MILL, MILL WK	4	4	0	0	0	0	0	0	0
				326	INSURANCE ADJUSTERS, EXAM.					
717	INSURANCE	466	450	6	0	6	0	10	0	0
				363	REAL ESTATE APPRAISERS					
707	BANKING	6	6	0	0	0	0	0	0	0
708	CREDIT AGENCIES	21	16	0	0	0	0	5	0	0
717	INSURANCE	35	9	26	26	0	0	0	0	0
718	REAL ESTATE, RE IAW INSURANCE	32	17	0	0	0	0	15	0	0
				372	SECRETARIES, N.E.C.					
17	AGRICULTURAL PRODUCTION	51	31	14	0	9	5	0	6	0
18	AGRICULTURE SERVICES, EXC HORT	65	50	10	5	5	0	5	0	0
27	FORESTRY	53	4	49	9	36	4	0	0	0
				394	MISCELLANEOUS CLERICAL WORKERS					
937	LOCAL PUBLIC ADMIN	257	0	257	0	0	257	0	0	0
				452	INSPECTORS, N.E.C.					
748	OTHER MISC BUSINESS SERVICES	16	16	0	0	0	0	0	0	0
848	HEALTH SERVICES, NEC	38	0	38	0	33	5	0	0	0
				481	HEAVY EQUIPMENT MECHANICS					
539	MACHINERY EQUIP, SUPPLIES	253	243	5	0	0	5	5	0	0

SECTION 3.--OCCUPATIONS WITHIN SELECTED INDUSTRIES WHERE SOME WORKERS REQUIRE, OR UTILIZE AGRIBUSINESS COMPETENCIES*, MISSISSIPPI

CODE	INDUSTRY	TOTAL ALL CLASSES	PRIVATE	CLASS OF WORKER				LOCAL	SELF EMPLOYED	UNPAID FAMILY WORKERS
				WAGE AND TOTAL	SALARY WORKER GOVERNMENT WORKERS FEDERAL STATE					
759	OTHER REPAIR SERVICES	112	103	0	0	0	0	9	0	
127	CEMENT, CONCRETE, PLASTER	9	9	0	0	0	0	0	0	
157	CUTLERY, OTHER HARDWARE	43	43	0	0	0	0	0	0	
268	MEAT PRODUCTS	1156	1139	17	6	11	0	0	0	
809	MISC ENTERTAINMENT	35	20	11	0	5	6	4	0	

* 67 OCCUPATIONS WITHIN SELECTED INDUSTRIES. SOME OCCUPATIONS MAY BE IN SECTION 2 AND 3 DEPENDING ON DEGREE OF KNOWLEDGE REQUIRED AND ATTACHMENT TO THE AGRIBUSINESS SECTOR

SECTION 3.--OCCUPATIONS WITHIN SELECTED INDUSTRIES WHERE SOME WORKERS REQUIRE, OR UTILIZE AGRIBUSINESS COMPETENCIES*, MISSISSIPPI

CODE	OCCUPATION	TOTAL ALL CLASSES	PRIVATE	CLASS OF WORKER				LOCAL	SELF EMPLOYED	UNPAID FAMILY WORKERS
				WAGE TOTAL	AND SALARY FEDERAL	GOVERNMENT FEDERAL	WORKERS STATE			
SUMMARY ALL INDUSTRIES										
1	ACCOUNTANTS	1085	649	5	5	0	0	0	0	0
2	ARCHITECTS (LANDSCAPE)	221	135	5	5	0	0	0	0	0
11	CIVIL ENGINEERS	924	115	804	390	371	43	81	5	0
13	INDUSTRIAL ENGINEERS	33	33	0	0	0	0	0	0	0
14	MECHANICAL ENGINEERS	33	33	0	0	0	0	0	0	0
23	ENGINEERS, N.E.C. (AGRICULTURAL)	204	33	171	135	36	0	0	0	0
36	STATISTICIANS	23	0	23	23	0	0	0	0	0
44	BIOLOGICAL SCIENTISTS	226	0	217	98	119	0	9	0	0
45	CHEMISTS	119	87	32	5	27	0	0	0	0
56	PERSONNEL AND LABOR RELATIONS WORKERS	565	0	565	182	383	0	0	0	0
85	HEALTH TECHNOLOGIST, TECHNICIANS, N.E.C.	134	5	129	0	106	23	0	0	0
91	ECONOMISTS	118	24	89	26	63	0	5	0	0
104	BIOLOGY TEACHERS (COLLEGE)	164	26	138	0	126	12	0	0	0
105	CHEMISTRY TEACHERS (COLLEGE)	105	26	79	0	68	11	0	0	0
111	ENGINEERING TEACHERS (COLLEGE)	162	11	151	0	127	24	0	0	0
113	HEALTH SPECIALTIFS TEACHERS (COLLEGE)	156	14	142	11	104	27	0	0	0
116	ECONOMICS TEACHERS (COLLEGE)	69	5	64	0	64	0	0	0	0
134	TRADE, INDUSTRIAL, TECHNICAL TEACHERS	87	4	83	9	65	9	0	0	0
135	MISC. TEACHERS, COLLEGE & UNIVERSITY	227	17	210	11	182	17	0	0	0
141	ADULT EDUCATION TEACHERS	322	45	250	111	42	97	27	0	0
144	SECONDARY SCHOOL TEACHERS	9412	1133	8279	116	1693	6470	0	0	0
153	ELECTRICAL, ELECTRONIC ENG. TECH.	18	11	7	0	7	0	0	0	0
163	AIRPLANE PILOTS	181	142	24	24	0	0	15	0	0
174	VOCATIONAL AND EDUCATIONAL COUNSELORS	716	67	649	94	252	303	0	0	0
180	ATHLETES AND KINDRED WORKERS	149	114	12	0	0	12	23	0	0
181	AUTHORS	4	0	0	0	0	0	0	0	0
183	DESIGNERS	22	22	0	0	0	0	0	0	0
184	EDITORS AND REPORTERS	592	490	56	4	52	0	46	0	0
192	PUBLIC RELATIONS MEN, PUBLICITY WRITERS	41	0	41	10	31	0	0	0	0
201	ASSESSORS, CONTROLLERS, LOCAL PUB ADMIN	277	0	277	0	0	277	0	0	0
202	BANK OFFICERS AND FINANCIAL MANAGERS	2407	2242	165	131	24	10	0	0	0
205	BUYERS, WHOLESALE AND RETAIL TRADE	120	93	0	0	0	0	27	0	0
210	CREDIT MEN	62	55	0	0	0	0	7	0	0
215	INSPECTORS, EXC. CONSTRUCTION, PUB ADMIN	692	0	692	396	267	29	0	0	0
222	OFFICIALS, ADMIN., PUB. ADMIN., N.E.C.	2280	0	2280	679	648	953	0	0	0
223	OFFICIALS OF LODGES, SOCIETIES, UNIONS	344	344	0	0	0	0	0	0	0
225	PURCHASING AGENTS AND BUYERS, N.E.C.	48	48	0	0	0	0	0	0	0
231	SALES MANAGERS, DEPT HEADS, RETAIL TRADE	897	846	23	23	0	0	28	0	0

SECTION 3.--OCCUPATIONS WITHIN SELECTED INDUSTRIES WHERE SOME WORKERS REQUIRE, OR UTILIZE AGRIBUSINESS COMPETENCIES*, MISSISSIPPI (CONTINUED)

CODE	OCCUPATION	TOTAL ALL CLASSES	CLASS OF WORKER				LOCAL	SELF EMPLOYED	UNPAID FAMILY WORKERS
			WAGE AND SALARY WORKER		GOVERNMENT WORKERS				
			TOTAL	FEDERAL	STATE				
SUMMARY ALL INDUSTRIES									
233	SALES MANAGERS, EXCEPT RETAIL TRADE	140	6	0	6	0	6	0	0
235	SCHOOL, ADMINISTRATORS, COLLEGE	343	214	16	159	39	0	0	0
245	MANAGERS AND ADMINISTRATORS, N.E.C.	10113	96	23	14	59	5156	226	0
261	AUCTIONEERS	10	0	0	0	0	10	0	0
265	INSURANCE AGENTS, BROKERS, UNDERWRITERS	3775	11	0	6	5	391	0	0
271	STOCK AND BOND SALESMEN	246	11	6	0	5	40	0	0
281	SALES REPRESENTIVES, MFG.	127	3	0	3	0	5	0	0
320	ENUMERATORS AND INTERVIEWERS	744	719	713	6	0	0	0	0
321	ESTIMATORS AND INVESTIGATORS, N.E.C.	384	298	196	70	32	0	0	0
323	EXPEDITORS AND PRODUCTION CONTROLLERS	4	0	0	0	0	0	0	0
326	INSURANCE ADJUSTERS, EXAM.	466	6	0	6	0	0	0	0
363	REAL ESTATE APPRAISERS	94	26	26	0	0	10	0	0
372	SECRETARIES, N.E.C.	169	73	14	50	0	20	0	0
394	MISCELLANEOUS CLERICAL WORKERS	257	257	0	0	9	5	6	0
452	INSPECTORS, N.E.C.	54	38	0	33	5	0	0	0
481	HEAVY EQUIPMENT MECHANICS	365	5	0	0	5	14	0	0
610	CHECKERS, EXAMINERS, INSPECTORS, MFG.	52	0	0	0	0	0	0	0
694	MISCELLANEOUS OPERATIVES	1156	17	6	11	0	0	0	0
933	ATTENDANTS, PERSONNEL SERVICE, N.E.C.	35	11	0	5	6	4	0	0
TOTAL--ALL OCCUPATIONS		41773	17453	3488	5226	8739	6365	236	0

* 67 OCCUPATIONS WITHIN SELECTED INDUSTRIES. SOME OCCUPATIONS MAY BE IN SECTION 2 AND 3 DEPENDING ON DEGREE OF KNOWLEDGE REQUIRED AND ATTACHMENT TO THE AGRIBUSINESS SECTOR

SECTION 3.--OCCUPATIONS WITHIN SELECTED INDUSTRIES WHERE SOME WORKERS REQUIRE, OR UTILIZE, AGRIBUSINESS COMPETENCIES*, NORTH CAROLINA

CODE	INDUSTRY	TOTAL ALL CLASSES	PRIVATE	WAGE AND TOTAL	CLASS OF WORKER			LOCAL	SELF EMPLOYED	UNPAID FAMILY WORKERS
					GOVERNMENT FEDERAL	WORKERS STATE				
					1					
					ACCOUNTANTS					
708	CREDIT AGENCIES	170	163	7	0	7	0	0	0	0
738	BUSINESS MANAGEMENT SERVICES	347	244	0	0	0	0	103	0	0
739	COMPUTER PROGRAMMING	25	25	0	0	0	0	0	0	0
889	ACCOUNTING, AUDITING	2860	1800	30	15	0	15	1024	6	6
					2					
					ARCHITECTS (LANDSCAPE)					
888	ENG AND ARCH SERVICES	524	298	0	0	0	0	226	0	0
917	FEDERAL PUBLIC ADMIN	5	0	5	5	0	0	0	0	0
					5					
					COMPUTER SPECIALISTS, N.E.C.					
729	COMMERCIAL R AND D	4	4	0	0	0	0	0	0	0
					11					
					CIVIL ENGINEERS					
68	GENERAL CONTRACTORS, EXC BLDG	962	159	798	65	702	31	5	0	0
					13					
					INDUSTRIAL ENGINEERS					
197	MACHINERY, NEC	104	104	0	0	0	0	0	0	0
					14					
					MECHANICAL ENGINEERS					
197	MACHINERY, NEC	228	228	0	0	0	0	0	0	0
					22					
					SALES ENGINEERS					
197	MACHINERY, NEC	72	68	0	0	0	0	4	0	0
					23					
					ENGINEERS, N.E.C. (AGRICULTURAL)					
27	FORESTRY	14	5	9	0	9	0	0	0	0
67	GENERAL BUILDING CONTRACTORS	6	6	0	0	0	0	0	0	0
68	GENERAL CONTRACTORS, EXC BLDG	78	5	73	4	69	0	0	0	0
158	FABRICATED METAL PROD	5	5	0	0	0	0	0	0	0
197	MACHINERY, NEC	48	48	0	0	0	0	0	0	0
467	ELECTRIC LIGHT AND POWER	37	37	0	0	0	0	0	0	0
858	COLLEGES AND UNIVERSITIES	104	15	89	0	77	12	0	0	0
917	FEDERAL PUBLIC ADMIN	118	0	118	118	0	0	0	0	0
927	STATE PUBLIC ADMIN	24	0	24	0	24	0	0	0	0
					36					
					STATISTICIANS					
729	COMMERCIAL R AND D	17	17	0	0	0	0	0	0	0
748	OTHER MISC BUSINFSS SERVICES	5	5	0	0	0	0	0	0	0
858	COLLEGES AND UNIVERSITIES	35	6	29	0	29	0	0	0	0
897	MISC PROFESSIONAL SERVICES	6	6	0	0	0	0	0	0	0
917	FEDERAL PUBLIC ADMIN	34	0	34	34	0	0	0	0	0
					43					
					ATMOSPHERIC AND SPACE SCIENTISTS					
917	FEDERAL PUBLIC ADMIN	174	0	174	174	0	0	0	0	0

SECTION 3.--OCCUPATIONS WITHIN SELECTED INDUSTRIES WHERE SOME WORKERS REQUIRE, OR UTILIZE AGRIBUSINESS COMPETENCIES*, NORTH CAROLINA

CODE	INDUSTRY	TOTAL ALL CLASSES	PRIVATE	CLASS OF WORKER			LOCAL	SELF EMPLOYED	UNPAID FAMILY WORKERS
				WAGE AND SALARY GOVERNMENT WORKERS TOTAL	FEDERAL	STATE			
858	COLLEGES AND UNIVERSITIES	828	199	113 HEALTH SPECIALTIES TEACHERS (COLLEGE)	17	587	25	0	0
858	COLLEGES AND UNIVERSITIES	197	61	116 ECONOMICS TEACHERS (COLLEGE)	0	136	0	0	0
858	COLLEGES AND UNIVERSITIES	77	0	134 TRADE, INDUSTRIAL, TECHNICAL TEACHERS	6	45	26	0	0
858	COLLEGES AND UNIVERSITIES	321	68	135 MISC. TEACHERS, COLLEGE & UNIVERSITY	0	253	0	0	0
857	ELEMENTARY, SECONDARY	199	23	141 ADULT EDUCATION TEACHERS	33	59	84	0	0
867	EDUCATIONAL SERVICES, NEC	492	227		21	169	53	16	6
878	WELFARE SERVICES	7	3		4	0	0	0	0
857	ELEMENTARY, SECONDARY	20246	1450	144 SECONDARY SCHOOL TEACHERS	235	6701	11860	0	0
467	ELECTRIC LIGHT AND POWER	47	47	153 ELECTRICAL, ELECTRONIC ENG. TECH.	0	0	0	0	0
427	AIR TRANSPORTATION	306	286	163 AIRPLANE PILOTS	12	0	0	8	0
737	EMPLOYMENT, TEMPORARY HELP	10	5	174 VOCATIONAL AND EDUCATIONAL COUNSELORS	0	0	0	5	0
857	ELEMENTARY, SECONDARY	974	52		20	360	531	11	6
858	COLLEGES AND UNIVERSITIES	516	162		0	338	16	0	0
867	EDUCATIONAL SERVICES, NEC	171	18		12	135	6	0	0
878	WELFARE SERVICES	21	5		5	0	11	0	0
917	FEDERAL PUBLIC ADMIN	34	0		34	0	0	0	0
927	STATE PUBLIC ADMN	133	0		133	0	0	0	0
937	LOCAL PUBLIC ADMN	20	0		0	0	20	0	0
809	MISC ENTERTAINMENT	616	474	180 ATHLETES AND KINDRED WORKERS	5	5	18	88	26
197	MACHINERY, NEC	10	10	183 DESIGNERS	0	0	0	0	0
259	MISC MANUFACTURING	14	14		0	0	0	0	0
338	NEWSPAPER PUBLISHING, PRINTING	1108	1046	184 EDITORS AND REPORTERS	22	5	17	40	0

SECTION 3.--OCCUPATIONS WITHIN SELECTED INDUSTRIES WHERE SOME WORKERS REQUIRE, OR UTILIZE AGRIBUSINESS COMPETENCIES*, NORTH CAROLINA

CODE	INDUSTRY	TOTAL ALL CLASSES	PRIVATE	CLASS OF WORKER				SELF EMPLOYED	UNPAID FAMILY WORKERS
				WAGE AND SALARY WORKER GOVERNMENT WORKERS		STATE	LOCAL		
				TOTAL	FEDERAL				
				184 EDITORS AND REPORTERS CONTINUED					
339	PRINTING, PUBLISHING EXC NEWS	89	83	6	0	6	0	0	0
807	MOTION PICTURES, THEATERS	4	4	0	0	0	0	0	0
858	COLLEGES AND UNIVERSITIES	130	57	69	0	63	6	4	0
917	FEDERAL PUBLIC ADMIN	30	0	30	0	0	0	0	0
927	STATE PUBLIC ADMIN	20	0	20	0	20	0	0	0
				192 PUBLIC RELATIONS MEN, PUBLICITY WRITERS					
609	DEPARTMENT, MAIL ORDER	5	5	0	0	0	0	0	0
917	FEDERAL PUBLIC ADMIN	13	0	13	0	0	0	0	0
927	STATE PUBLIC ADMIN	26	0	26	0	26	0	0	0
				201 ASSESSORS, CONTROLLERS, LOCAL PUB ADMIN					
937	LOCAL PUBLIC ADMIN	410	0	410	0	0	410	0	0
				202 BANK OFFICERS AND FINANCIAL MANAGERS					
707	BANKING	3942	3861	81	55	26	0	0	0
708	CREDIT AGENCIES	1592	1504	88	83	5	0	0	0
				205 BUYERS, WHOLESALE AND RETAIL TRADE					
609	DEPARTMENT, MAIL ORDER	582	571	0	0	0	0	6	5
697	MISC RETAIL TRADF STORES	222	161	5	0	5	0	56	0
				210 CREDIT MEN					
707	RANKING	78	78	0	0	0	0	0	0
708	CREDIT AGENCIES	184	184	0	0	0	0	0	0
748	OTHER MISC BUSINESS SERVICE:	33	33	0	0	0	0	0	0
				215 INSPECTORS, EXC. CONSTRUCTION, PUB ADMIN					
917	FEDERAL PUBLIC ADMIN	792	0	792	792	0	0	0	0
927	STATE PUBLIC ADMIN	508	0	508	0	508	0	0	0
937	LOCAL PUBLIC ADMIN	73	0	73	0	0	73	0	0
				222 OFFICIALS, ADMIN., PUB. ADMIN., N.E.C.					
917	FEDERAL PUBLIC ADMIN	1338	0	1338	1338	0	0	0	0
927	STATE PUBLIC ADMIN	1452	0	1452	0	1452	0	0	0
937	LOCAL PUBLIC ADMIN	1637	0	1637	0	0	1637	0	0
				223 OFFICIALS OF LODGES, SOCIETIES, UNIONS					
887	NONPROFIT MEMBERSHIP	570	570	0	0	0	0	0	0
				225 PURCHASING AGENTS AND BUYERS, N.E.C.					
259	MISC MANUFACTURING	10	10	0	0	0	0	0	0

SECTION 3.--OCCUPATIONS WITHIN SELECTED INDUSTRIES WHERE SOME WORKERS REQUIRE, OR UTILIZE AGRIBUSINESS COMPETENCIES*, NORTH CAROLINA

CODE	INDUSTRY	TOTAL ALL CLASSES	PRIVATE	CLASS OF WORKER				LOCAL	SELF EMPLOYED	UNPAID FAMILY WORKERS
				WAGE AND TOTAL	SALARY WORKER GOVERNMENT FEDERAL	WORKERS STATE	TRADE			
328	PULP, PAPER, PAPERBOARD MILLS	34	34	0	0	0	0	0	0	
418	WAREHOUSING AND STORAGE	14	10	0	0	0	0	4	0	
607	LUMBER, BUILDING MATERIAL	143	133	0	0	0	0	10	0	
608	HARDWARE AND FARM EQUIPMENT	92	92	0	0	0	0	0	0	
609	DEPARTMENT, MAIL ORDER	1208	1208	7	0	7	0	6	0	
627	MISC MERCHANDISE STORES	109	109	14	0	0	0	0	0	
628	GROCERY STORES	963	917	6	0	0	6	31	9	
697	MISC RETAIL TRADE STORES	174	145	16	0	0	0	13	0	
225	PURCHASING AGENTS AND BUYERS, N.E.C.									
231	SALES MANAGERS, DEPT HEADS, RETAIL TRADE									
233	SALES MANAGERS, EXCEPT RETAIL TRADE									
235	SCHOOL, ADMINISTRATORS, COLLEGE									
245	MANAGERS AND ADMINISTRATORS, N.E.C.									
107	LOGGING	393	86	0	0	0	0	300	7	
108	SAWMILL, PLANING MILL, MILL WK	823	455	0	0	0	0	368	0	
109	MISC WOOD PROD	191	149	0	0	0	0	42	0	
259	MISC MANUFACTURING	276	185	0	0	0	0	91	0	
268	MEAT PRODUCTS	282	245	0	0	0	0	37	0	
269	DAIRY PRODUCTS	161	126	0	0	0	0	35	0	
278	CANNING AND PRESERVING	65	60	0	0	0	0	5	0	
317	YARN, FABRIC MILLS	2151	2132	0	0	0	0	19	0	
318	MISC TEXTILE MILL PRODUCTS	145	145	0	0	0	0	0	0	
328	PULP, PAPER, PAPERBOARD MILLS	166	161	0	0	0	0	5	0	
417	TRUCKING SERVICE	1700	1338	10	0	5	5	352	0	
418	WAREHOUSING AND STORAGE	321	251	7	0	0	0	63	0	
429	TRANSPORTATION SERVICES	161	157	0	0	0	0	4	0	
587	WHOLESALE, NEC	548	384	0	0	0	0	160	4	
607	LUMBER, BUILDING MATERIAL	990	725	0	0	0	0	265	0	
608	HARDWARE AND FARM EQUIPMENT	936	598	0	0	0	0	330	8	
627	MISC MERCHANDISE STORES	1290	476	92	85	7	0	690	32	
628	GROCERY STORES	9175	3504	26	26	0	0	5432	213	

SECTION 3.---OCCUPATIONS WITHIN SELECTED INDUSTRIES WHERE SOME WORKERS REQUIRE, OR UTILIZE AGRIBUSINESS COMPETENCIES*, NORTH CAROLINA

CODE	INDUSTRY	TOTAL ALL CLASSES	PRIVATE	CLASS OF WORKER				LOCAL	SELF EMPLOYED	UNPAID FAMILY WORKERS
				WAGE AND TOTAL	GOVERNMENT FEDERAL	WORKERS STATE				
				245 MANAGERS AND ADMINISTRATORS, N.E.C.						
				CONTINUED						
629	DAIRY PROD STORES	71	47	0	0	0	0	24	0	
638	FOOD STORES, NEC	323	83	0	0	0	0	235	5	
708	CREDIT AGENCIES	367	352	5	5	0	0	10	0	
709	STOCK BROKERS, INVESTMENT	228	188	0	0	0	0	40	0	
718	REAL ESTATE, RE LAW INSURANCE	729	526	46	0	0	46	152	5	
739	COMPUTER PROGRAMMING	70	66	4	0	4	0	0	0	
748	OTHER MISC BUSINFSS SERVICES	574	430	0	0	0	0	129	15	
759	OTHER REPAIR SERVICES	313	132	0	0	0	0	181	0	
778	LODGING PLACES, FXC HOTELS	319	96	0	0	0	0	218	5	
869	MUSEUMS, ART GALLERIES; ZOOS	33	18	10	0	5	5	5	0	
887	NONPROFIT MEMBERSHIP	137	137	0	0	0	0	0	0	
45	748 OTHER MISC BUSINESS SERVICES	45	15	0	0	0	0	30	0	
11349	717 INSURANCE	11349	10346	62	49	9	4	941	0	
116	718 REAL ESTATE, RE LAW INSURANCE	116	78	0	0	0	0	38	0	
938	709 STOCK PROKERS, INVESTMENT	938	855	10	0	5	5	68	5	
126	127 CEMENT, CONCRETE, PLASTER	126	126	0	0	0	0	0	0	
85	157 CUTLERY, OTHER HARDWARE	85	77	0	0	0	0	8	0	
251	259 MISC MANUFACTURING	251	221	0	0	0	0	26	4	
46	738 BUSINESS MANAGEMENT SERVICES	46	46	0	0	0	0	0	0	
19	858 COLLEGES AND UNIVERSITIES	19	4	15	0	15	0	0	0	
1262	917 FEDERAL PUBLIC ADMIN	1262	0	1262	0	0	0	0	0	
17	927 STATE PUBLIC ADMIN	17	0	17	0	17	0	0	0	
237	708 CREDIT AGENCIES	237	212	25	25	0	0	0	0	
384	917 FEDERAL PUBLIC ADMIN	384	0	384	0	0	0	0	0	
204	927 STATE PUBLIC ADMIN	204	0	204	0	204	0	0	0	
60	937 LOCAL PUBLIC ADMIN	60	0	60	0	0	60	0	0	
6	108 SAWMILL, PLANNG MILL, MILL WK	6	6	0	0	0	0	0	0	

SECTION 3.--OCCUPATIONS WITHIN SELECTED INDUSTRIES WHERE SOME WORKERS REQUIRE, OR UTILIZE AGRIBUSINESS COMPETENCIES*, NORTH CAROLINA

CODE	INDUSTRY	TOTAL ALL CLASSES	PRIVATE	CLASS OF WORKER				UNPAID FAMILY WORKERS
				WAGE AND SALARY WORKER GOVERNMENT WORKERS		LOCAL	SELF EMPLOYED	
				TOTAL	FEDERAL			
				323 EXPEDITERS AND PRODUCTION CONTROLLERS CONTINUED				
269	DAIRY PRODUCTS	13	13	0	0	0	0	0
279	GRAIN MILL PRODUCTS	7	7	0	0	0	0	0
717	INSURANCE	1665	1599	9	6	0	57	0
				326 INSURANCE ADJUSTERS, EXAM.				
707	BANKING	10	10	0	0	0	0	0
708	CREDIT AGENCIES	47	40	7	0	0	0	0
717	INSURANCE	64	33	25	0	0	6	0
718	REAL ESTATE, RE LAW INSURANCE	177	98	3	0	0	76	0
				363 REAL ESTATE APPRAISERS				
17	AGRICULTURAL PRODUCTION	105	86	8	0	0	6	5
18	AGRICULTURE SERVICES, EXC HORT	106	67	39	0	29	10	0
19	HORTICULTURAL SERVICES	15	15	0	0	-0	0	0
27	FORESTRY	36	5	31	8	23	0	0
28	FISHERIES	11	5	0	0	0	6	0
				372 SECRETARIES, N.E.C.				
937	LOCAL PUBLIC ADMN	403	0	403	0	0	403	0
				394 MISCELLANEOUS CLERICAL WORKERS				
429	TRANSPORTATION SERVICES	25	19	6	0	6	0	0
748	OTHER MISC BUSINFSS SERVICES	33	29	0	0	0	4	0
848	HEALTH SERVICES, NEC	108	14	94	0	37	57	0
				452 INSPECTORS, N.E.C.				
539	MACHINERY EQUIP, SUPPLIES	589	583	6	0	6	0	0
759	OTHER REPAIR SERVICES	371	210	9	9	0	152	0
				481 HEAVY EQUIPMENT MECHANICS				
197	MACHINERY, NEC.	5	5	0	0	0	0	0
				514 PATTERN AND MODEL MAKERS				
127	CEMENT, CONCRETE, PLASTER	40	40	0	0	0	0	0
157	CUTLERY, OTHER HARDWARE	43	43	0	0	0	0	0
				610 CHECKERS, EXAMINERS, INSPECTORS; MFG.				
268	MEAT PRODUCTS	1637	1610	22	5	0	17	5
				694 MISCELLANEOUS OPERATIVES				
778	LODGING PLACES, FXC HOTELS	4	4	0	0	0	0	0
				780 MISCELLANEOUS LABORERS				

SECTION 3.---OCCUPATIONS WITHIN SELECTED INDUSTRIES WHERE SOME WORKERS REQUIRE, OR UTILIZE AGRIBUSINESS COMPETENCIES*, NORTH CAROLINA

CODE	INDUSTRY	TOTAL ALL CLASSES	CLASS OF WORKER			LOCAL	SELF EMPLOYED	UNPAID FAMILY WORKERS
			WAGE AND TOTAL	SALARY WORKER GOVERNMENT FEDERAL STATE	PRIVATE			
778	LODGING PLACES, FXC HOTELS	5	0	0	5	0	0	0
809	MISC ENTERTAINMENT	65	5	0	60	5	0	0

933 ATTENDANTS, PERSONNEL SERVICE, N.E.C.

* 67 OCCUPATIONS WITHIN SELECTED INDUSTRIES. SOME OCCUPATIONS MAY BE IN SECTION 2 AND 3 DEPENDING ON DEGREE OF KNOWLEDGE REQUIRED AND ATTACHMENT TO THE AGRIBUSINESS SECTOR

SECTION 3.--OCCUPATIONS WITHIN SELECTED INDUSTRIES WHERE SOME WORKERS REQUIRE, OR UTILIZE AGRIBUSINESS COMPETENCIES*, NORTH CAROLINA

CODE	OCCUPATION	TOTAL ALL CLASSES		CLASS OF WORKER				LOCAL	SELF EMPLOYED	UNPAID FAMILY WORKERS
		TOTAL	PRIVATE	WAGE AND SALARY WORKER			STATE			
				FEDERAL	GOVERNMENT	WORKERS				
SUMMARY ALL INDUSTRIES										
1	ACCOUNTANTS	3402	2232	37	15	7	15	1127	6	
2	ARCHITECTS (LANDSCAPE)	529	298	5	5	0	0	226	0	
5	COMPUTER SPECIALISTS, N.E.C.	4	4	0	0	0	0	0	0	
11	CIVIL ENGINEERS	962	159	798	65	702	31	5	0	
13	INDUSTRIAL ENGINEERS	104	104	0	0	0	0	0	0	
14	MECHANICAL ENGINEERS	228	228	0	0	0	0	0	0	
22	SALES ENGINEERS	72	68	0	0	0	0	4	0	
23	ENGINEERS, N.E.C. (AGRICULTURAL)	434	121	313	122	179	12	0	0	
36	STATISTICIANS	97	34	63	34	29	0	0	0	
43	ATMOSPHERIC AND SPACE SCIENTISTS	174	0	174	174	0	0	0	0	
44	BIOLOGICAL SCIENTISTS	189	43	146	71	75	0	0	0	
45	CHEMISTS	654	521	133	23	110	0	0	0	
56	PERSONNEL AND LABOR RELATIONS WORKERS	871	0	871	228	643	0	0	0	
85	HEALTH TECHNOLOGIST, TECHNICIANS, N.E.C.	441	158	283	10	165	108	0	0	
91	ECONOMISTS	117	48	65	27	38	0	4	0	
104	BIOLOGY TEACHERS (COLLEGE)	557	245	312	0	306	6	0	0	
105	CHEMISTRY TEACHERS (COLLEGE)	374	128	246	0	246	0	0	0	
111	ENGINEERING TEACHERS (COLLEGE)	346	60	286	19	229	38	0	0	
113	HEALTH SPECIALTIFS TEACHERS (COLLEGE)	828	199	629	17	587	25	0	0	
116	ECONOMICS TEACHERS (COLLEGE)	197	61	136	0	136	0	0	0	
134	TRADE, INDUSTRIAL, TECHNICAL TEACHERS	77	0	77	6	45	26	0	0	
135	MISC. TEACHERS, COLLEGE & UNIVERSITY	321	68	253	0	253	0	0	0	
141	ADULT EDUCATION TEACHERS	698	253	423	58	228	137	16	6	
144	SECONDARY SCHOOL TEACHERS	20246	1450	18796	235	6701	11860	0	0	
153	ELECTRICAL, ELECTRONIC ENG. TECH.	47	47	0	0	0	0	0	0	
163	AIRPLANE PILOTS	306	286	12	12	0	0	8	0	
174	VOCATIONAL AND EDUCATIONAL COUNSELORS	1879	242	1621	71	966	584	16	0	
180	ATHLETES AND KINDRED WORKERS	616	474	28	5	5	18	88	26	
183	DESIGNERS	24	24	0	0	0	0	0	0	
184	EDITORS AND REPORTERS	1381	1190	147	35	106	6	44	0	
192	PUBLIC RELATIONS MEN, PUBLICITY WRITERS	44	5	39	13	26	0	0	0	
201	ASSESSORS, CONTROLLERS, LOCAL PUB ADMIN	410	0	410	0	0	410	0	0	
202	RANK OFFICERS AND FINANCIAL MANAGERS	5534	5365	169	138	31	0	0	0	
205	BUYERS, WHOLESALE AND RETAIL TRADE	804	732	5	0	5	0	62	5	
210	CREDIT MEN	295	295	0	0	0	0	0	0	
215	INSPECTORS, EXC. CONSTRUCTION, PUB ADMIN	1373	0	1373	792	508	73	0	0	
222	OFFICIALS, ADMIN., PUB. ADMIN., N.E.C.	4427	0	4427	1338	1452	1637	0	0	
223	OFFICIALS OF LODGES, SOCIETIES, UNIONS	570	570	0	0	0	0	0	0	
225	PURCHASING AGENTS AND BUYERS, N.E.C.	58	54	0	0	0	0	4	0	
231	SALES MANAGERS, DEPT HEADS, RETAIL TRADE	2716	2604	43	30	7	6	60	9	

SECTION 3.--OCCUPATIONS WITHIN SELECTED INDUSTRIES WHERE SOME WORKERS REQUIRE, OR UTILIZE AGRIBUSINESS COMPETENCIES*, NORTH CAROLINA (CONTINUED)

CODE	OCCUPATION	TOTAL ALL CLASSES	PRIVATE	WAGE AND TOTAL	CLASS OF WORKER			LOCAL	SELF EMPLOYED	UNPAID FAMILY WORKERS
					GOVERNMENT	WORKERS STATE	WORKERS FEDERAL			
SUMMARY ALL INDUSTRIES										
233	SALES MANAGERS, EXCEPT RETAIL TRADE	538	518	0	0	0	0	0	0	0
235	SCHOOL, ADMINISTRATORS, COLLEGE	1088	415	657	21	609	27	16	0	0
245	MANAGERS AND ADMINISTRATORS, N.E.C.	22938	13252	200	123	21	56	9192	294	0
261	AUCTIONEERS	45	15	0	0	0	0	30	0	0
265	INSURANCE AGENTS, BROKERS, UNDERWRITERS	11465	10424	62	49	9	4	979	0	0
271	STOCK AND BOND SALESMEN	938	855	10	0	5	5	68	5	0
281	SALES REPRESENTATIVES, MFG.	462	424	0	0	0	0	34	4	0
320	ENUMERATORS AND INTERVIEWERS	1344	50	1294	1262	32	0	0	0	0
321	ESTIMATORS AND INVESTIGATORS, N.E.C.	885	212	673	409	204	60	0	0	0
323	EXPEDITORS AND PRODUCTION CONTROLLERS	26	26	0	0	0	0	0	0	0
326	INSURANCE ADJUSTERS, EXAM.	1665	1599	9	6	0	3	57	0	0
363	REAL ESTATE APPRAISERS	298	181	35	32	0	3	82	0	0
372	SECRETARIES, N.E.C.	273	178	78	8	52	18	12	5	0
394	MISCELLANEOUS CLERICAL WORKERS	403	0	403	0	0	403	0	0	0
452	INSPECTORS, N.E.C.	166	62	100	0	43	57	4	0	0
481	HEAVY EQUIPMENT MECHANICS	960	793	15	9	6	0	152	0	0
514	PATTERN AND MODEL MAKERS	5	5	0	0	0	0	0	0	0
610	CHECKERS, EXAMINERS, INSPECTORS, MFG.	83	83	0	0	0	0	0	0	0
694	MISCELLANEOUS OPERATIVES	1637	1610	22	5	0	17	5	0	0
780	MISCELLANEOUS LABORERS	4	4	0	0	0	0	0	0	0
933	ATTENDANTS, PERSONNEL SERVICE, N.E.C.	70	65	5	0	0	5	0	0	0
TOTAL--ALL OCCUPATIONS		97699	49141	35883	5467	14766	15650	12315	360	0

* 67 OCCUPATIONS WITHIN SELECTED INDUSTRIES. SOME OCCUPATIONS MAY BE IN SECTION 2 AND 3 DEPENDING ON DEGREE OF KNOWLEDGE REQUIRED AND ATTACHMENT TO THE AGRIBUSINESS SECTOR

SECTION 3.--OCCUPATIONS WITHIN SELECTED INDUSTRIES WHERE SOME WORKERS REQUIRE, OR UTILIZE AGRIBUSINESS COMPETENCIES*, SOUTH CAROLINA

CODE	INDUSTRY	TOTAL ALL CLASSES	PRIVATE	CLASS OF WORKER				LOCAL	SELF EMPLOYED	UNPAID FAMILY WORKERS
				WAGE AND SALARY WORKER		GOVERNMENT WORKERS				
				TOTAL	FEDERAL	STATE				
	1 ACCOUNTANTS									
708	CREDIT AGENCIES	64	58	6	0	0	0	0	0	
738	BUSINESS MANAGEMENT SERVICES	270	203	0	0	0	0	61	6	
739	COMPUTER PROGRAMMING	5	5	0	0	0	0	0	0	
889	ACCOUNTING, AUDITING	1042	554	18	18	0	0	461	9	
	2 ARCHITECTS (LANDSCAPE)									
888	ENG AND ARCH SERVICES	220	152	10	10	0	0	58	0	
917	FEDERAL PUBLIC ADMIN	14	0	14	0	0	0	0	0	
	11 CIVIL ENGINEERS									
68	GENERAL CONTRACTORS, EXC BLDG	479	56	416	35	371	10	7	0	
	13 INDUSTRIAL ENGINEERS									
197	MACHINERY, NEC	69	69	0	0	0	0	0	0	
	14 MECHANICAL ENGINEERS									
197	MACHINERY, NEC	82	82	0	0	0	0	0	0	
	22 SALES ENGINEERS									
197	MACHINERY, NEC	39	39	0	0	0	0	0	0	
	23 ENGINEERS, N.E.C. (AGRICULTURAL)									
67	GENERAL BUILDING CONTRACTORS	5	0	5	0	5	0	0	0	
68	GENERAL CONTRACTORS, EXC BLDG	32	9	17	5	12	0	6	0	
158	FABRICATED METAL PROD	15	15	0	0	0	0	0	0	
197	MACHINERY, NEC	35	35	0	0	0	0	0	0	
467	ELECTRIC LIGHT AND POWER	16	10	6	0	6	0	0	0	
858	COLLEGES AND UNIVERSITIES	11	0	11	0	11	0	0	0	
917	FEDERAL PUBLIC ADMIN	107	0	107	0	107	0	0	0	
927	STATE PUBLIC ADMIN	9	0	9	0	9	0	0	0	
	36 STATISTICIANS									
858	COLLEGES AND UNIVERSITIES	19	0	19	0	19	0	0	0	
917	FEDERAL PUBLIC ADMIN	12	0	12	0	12	0	0	0	
	43 ATMOSPHERIC AND SPACE SCIENTISTS									
917	FEDERAL PUBLIC ADMIN	16	0	16	0	16	0	0	0	
	44 BIOLOGICAL SCIENTISTS									
858	COLLEGES AND UNIVERSITIES	14	4	10	0	10	0	0	0	
917	FEDERAL PUBLIC ADMIN	28	0	28	28	28	0	0	0	
	45 CHEMISTS									
269	DAIRY PRODUCTS	5	5	0	0	0	0	0	0	

SECTION 3.--OCCUPATIONS WITHIN SELECTED INDUSTRIES WHERE SOME WORKERS REQUIRE, OR UTILIZE AGRIBUSINESS COMPETENCIES*, SOUTH CAROLINA

CODE	INDUSTRY	TOTAL ALL CLASSES	PRIVATE	CLASS OF WORKER				LOCAL	SELF EMPLOYED	UNPAID FAMILY WORKERS
				WAGE AND SALARY WORKER		GOVERNMENT WORKERS				
				TOTAL	FEDERAL	STATE	STATE			
45 CHEMISTS CONTINUED										
317	YARN, FABRIC MILLS	129	129	0	0	0	0	0	0	0
328	PULP, PAPER, PAPERBOARD MILLS	79	79	0	0	0	0	0	0	0
347	INDUSTRIAL CHEMICALS	132	132	0	0	0	0	0	0	0
368	MISC CHEMICALS	20	20	0	0	0	0	0	0	0
508	DRUGS, CHEMICALS, ALLIED PROD	10	10	0	0	0	0	0	0	0
858	COLLEGES AND UNIVERSITIES	22	6	16	0	16	0	0	0	0
897	MISC PROFESSIONAL SERVICES	6	6	0	0	0	0	0	0	0
927	STATE PUBLIC ADMIN	6	0	6	0	6	0	0	0	0
56 PERSONNEL AND LABOR RELATIONS WORKERS										
917	FEDERAL PUBLIC ADMIN	171	0	171	0	0	0	0	0	0
927	STATE PUBLIC ADMIN	306	0	306	0	306	0	0	0	0
85 HEALTH TECHNOLOGIST, TECHNICIANS, N.E.C.										
848	HEALTH SERVICES, NEC	71	0	71	0	34	37	0	0	0
858	COLLEGES AND UNIVERSITIES	76	20	56	0	56	0	0	0	0
917	FEDERAL PUBLIC ADMIN	6	0	6	6	0	0	0	0	0
91 ECONOMISTS										
738	BUSINESS MANAGEMENT SERVICES	28	17	0	0	0	0	11	0	0
858	COLLEGES AND UNIVERSITIES	5	5	0	0	0	0	0	0	0
917	FEDERAL PUBLIC ADMIN	59	0	59	59	0	0	0	0	0
927	STATE PUBLIC ADMIN	31	0	31	0	31	0	0	0	0
104 BIOLOGY TEACHERS (COLLEGE)										
858	COLLEGES AND UNIVERSITIES	176	65	111	6	95	10	0	0	0
105 CHEMISTRY TEACHERS (COLLEGE)										
858	COLLEGES AND UNIVERSITIES	134	45	89	0	89	0	0	0	0
111 ENGINEERING TEACHERS (COLLEGE)										
858	COLLEGES AND UNIVERSITIES	150	9	141	0	136	5	0	0	0
113 HEALTH SPECIALTIES TEACHERS (COLLEGE)										
858	COLLEGES AND UNIVERSITIES	278	31	247	13	223	11	0	0	0
116 ECONOMICS TEACHERS (COLLEGE)										
858	COLLEGES AND UNIVERSITIES	56	7	49	0	49	0	0	0	0
134 TRADE, INDUSTRIAL, TECHNICAL TEACHERS										
858	COLLEGES AND UNIVERSITIES	19	0	19	0	19	0	0	0	0

SECTION 3.--OCCUPATIONS WITHIN SELECTED INDUSTRIES WHERE SOME WORKERS REQUIRE, OR UTILIZE AGRIBUSINESS COMPETENCIES*, SOUTH CAROLINA

CODE	INDUSTRY	TOTAL ALL CLASSES	PRIVATE	CLASS OF WORKER				LOCAL	SELF EMPLOYED	UNPAID FAMILY WORKERS
				WAGE AND SALARY WORKER GOVERNMENT WORKERS		STATE				
				TOTAL	FEDERAL	STATE	UNIVERSITY			
858	COLLEGES AND UNIVERSITIES	116	39	135	0	77	0	0	0	
857	ELEMENTARY, SECONDARY	11091	970	10121	111	3169	6841	0	0	
857	ELEMENTARY, SECONDARY	125	5	141	5	43	72	0	0	
867	EDUCATIONAL SERVICES, NEC	369	123	234	22	152	60	12	0	
878	WELFARE SERVICES	11	6	5	0	5	0	0	0	
467	ELECTRIC LIGHT AND POWER	30	17	153	5	8	0	0	0	
427	AIR TRANSPORTATION	103	103	163	0	0	0	0	0	
857	ELEMENTARY, SECONDARY	435	20	174	19	176	220	0	0	
858	COLLEGES AND UNIVERSITIES	230	80	150	0	145	5	0	0	
867	EDUCATIONAL SERVICES, NEC	83	34	49	0	49	0	0	0	
917	FEDERAL PUBLIC ADMIN	42	0	42	42	0	0	0	0	
927	STATE PUBLIC ADMIN	76	0	76	0	76	0	0	0	
937	LOCAL PUBLIC ADMIN	7	0	7	0	0	7	0	0	
809	MISC ENTERTAINMENT	274	226	180	14	0	11	23	0	
339	PRINTING, PUBLISHING EXC NEWS	4	0	181	0	0	0	4	0	
197	MACHINERY, NEC	10	10	183	0	0	0	0	0	
338	NEWSPAPER PUBLISHING, PRINTING	479	452	184	0	0	0	27	0	
339	PRINTING, PUBLISHING EXC NEWS	60	60	0	0	0	0	0	0	
628	GROCERY STORES	4	4	0	0	0	0	0	0	
807	MOTION PICTURES, THEATERS	23	23	0	0	0	0	0	0	
858	COLLEGES AND UNIVERSITIES	33	5	28	0	23	5	0	0	
917	FEDERAL PUBLIC ADMIN	31	0	31	31	0	0	0	0	
917	FEDERAL PUBLIC ADMIN	27	0	192	27	0	0	0	0	

SECTION 3.--OCCUPATIONS WITHIN SELECTED INDUSTRIES WHERE SOME WORKERS REQUIRE, OR UTILIZE AGRIBUSINESS COMPETENCIES*, SOUTH CAROLINA

CODE	INDUSTRY	TOTAL ALL CLASSES	CLASS OF WORKER				UNPAID FAMILY WORKERS
			PRIVATE	WAGE AND SALARY WORKER GOVERNMENT WORKERS FEDERAL STATE LOCAL	SELF EMPLOYED		
927	STATE PUBLIC ADMIN	38	0	38	0	0	0
937	LOCAL PUBLIC ADMIN	214	0	214	0	0	0
707	BANKING	1583	1551	32	0	0	0
708	CREDIT AGENCIES	1015	951	26	6	0	0
609	DEPARTMENT, MAIL ORDER	302	302	0	0	0	0
697	MISC RETAIL TRADE STORES	35	18	0	0	0	17
707	BANKING	24	24	0	0	0	0
708	CREDIT AGENCIES	137	137	0	0	0	0
748	OTHER MISC BUSINESS SERVICES	15	15	0	0	0	0
917	FEDERAL PUBLIC ADMIN	471	0	471	0	0	0
927	STATE PUBLIC ADMIN	165	0	165	0	0	0
937	LOCAL PUBLIC ADMIN	60	0	60	0	0	0
917	FEDERAL PUBLIC ADMIN	812	0	812	0	0	0
927	STATE PUBLIC ADMIN	591	0	591	0	0	0
937	LOCAL PUBLIC ADMIN	659	0	659	0	0	0
887	NONPROFIT MEMBERSHIP	341	341	0	0	0	0
259	MISC MANUFACTURING	18	18	0	0	0	0
328	PULP, PAPER, PAPERBOARD MILLS	30	30	0	0	0	0
878	WELFARE SERVICES	6	0	6	0	0	0
607	LUMBER, BUILDING MATERIAL	58	58	0	0	0	0
608	HARDWARE AND FARM EQUIPMENT	33	33	0	0	0	0
609	DEPARTMENT, MAIL ORDER	474	470	0	0	0	4
627	MISC MERCHANDISE STORES	80	54	21	21	0	5

SECTION 3.--OCCUPATIONS WITHIN SELECTED INDUSTRIES WHERE SOME WORKERS REQUIRE, OR UTILIZE AGRIBUSINESS COMPETENCIES*, SOUTH CAROLINA

CODE	INDUSTRY	TOTAL ALL CLASSES	PRIVATE	CLASS OF WORKER				LOCAL TRADE	SELF EMPLOYED	UNPAID FAMILY WORKERS
				WAGE AND SALARY GOVERNMENT FEDERAL	WORKER	WORKERS STATE	WORKERS			
628	GROCERY STORES	462	449	231 SALES MANAGERS, DEPT HEADS, RETAIL TRADE CONTINUED				5	3	0
697	MISC RETAIL TRADE STORES	51	51	10	5	0	0	0	0	
259	MISC MANUFACTURING	10	10	233 SALES MANAGERS, EXCEPT RETAIL TRADE				0	0	0
418	WAREHOUSING AND STORAGE	6	6	0	0	0	0	0	0	
539	MACHINERY EQUIP, SUPPLIES	70	70	0	0	0	0	0	0	
587	WHOLESALE, NEC	20	20	0	0	0	0	0	0	
858	COLLEGES AND UNIVERSITIES	419	231	235 SCHOOL, ADMINISTRATORS, COLLEGE				5	18	0
107	LOGGING	238	61	245 MANAGERS AND ADMINISTRATORS, N.E.C.				0	177	0
108	SAWMILL, PLANING MILL, MILL WK	282	169	7	7	0	0	0	106	0
109	MISC WOOD PROD	72	50	0	0	0	0	0	22	0
259	MISC MANUFACTURING	132	109	0	0	0	0	0	23	0
268	MEAT PRODUCTS	108	84	0	0	0	0	0	24	0
269	DAIRY PRODUCTS	80	73	0	0	0	0	0	7	0
278	CANNING AND PRESERVING	41	37	0	0	0	0	0	4	0
317	YARN, FABRIC MILLS	1351	1329	11	0	0	0	11	11	0
318	MISC TEXTILE MILL PRODUCTS	76	76	0	0	0	0	0	0	0
328	PULP, PAPER, PAPERBOARD MILLS	142	138	0	0	0	0	0	4	0
417	TRUCKING SERVICE	417	313	7	3	4	0	0	97	0
418	WAREHOUSING AND STORAGE	166	135	0	0	0	0	0	31	0
429	TRANSPORTATION SERVICES	118	114	0	0	0	0	0	4	0
587	WHOLESALE, NEC	223	158	0	0	0	0	0	60	0
607	LUMBER, BUILDING MATERIAL	502	360	0	0	0	0	0	142	0
608	HARDWARE AND FARM EQUIPMENT	464	312	0	0	0	0	0	147	5
627	MISC MERCHANDISE STORES	501	187	37	37	0	0	0	266	11
628	GROCERY STORES	4292	1835	25	7	11	7	7	2327	105
629	DAIRY PROD STORES	21	9	0	0	0	0	0	12	0
638	FOOD STORES, NEC	149	78	0	0	0	0	0	61	10
708	CREDIT AGENCIES	296	265	12	12	0	0	0	19	0
709	STOCK BROKERS, INVESTMENT	112	59	5	5	5	0	0	48	0
718	REAL ESTATE, RE LAW INSURANCE	349	242	10	4	0	6	6	97	0
739	COMPUTER PROGRAMMING	26	26	0	0	0	0	0	0	0
748	OTHER MISC BUSINESS SERVICES	246	186	11	0	4	7	7	49	0
759	OTHER REPAIR SERVICES	182	118	0	0	0	0	0	64	0
778	LODGING PLACES, EXC HOTELS	168	61	0	0	0	0	0	107	0
869	MUSEUMS, ART GALLERIES† ZOO	10	5	0	0	0	0	0	5	0

SECTION 3.--OCCUPATIONS WITHIN SELECTED INDUSTRIES WHERE SOME WORKERS REQUIRE, OR UTILIZE AGRIBUSINESS COMPETENCIES*, SOUTH CAROLINA

CODE	INDUSTRY	TOTAL ALL CLASSES	CLASS OF WORKER				UNPAID FAMILY WORKERS					
			PRIVATE	WAGE AND SALARY WORKER GOVERNMENT WORKERS		LOCAL						
				FEDERAL	STATE							
887	NONPROFIT MEMBERSHIP	48	48	0	0	0	0	0	0	0	0	0
748	OTHER MISC BUSINESS SERVICES	25	5	0	0	0	0	0	20	0	0	0
717	INSURANCE	5849	5363	60	35	16	9	426	0	0	0	0
718	REAL ESTATE, RE LAW INSURANCE	142	89	4	0	0	4	49	0	0	0	0
709	STOCK BROKERS, INVESTMENT	342	307	5	0	5	0	27	3	0	0	0
127	CEMENT, CONCRETE, PLASTER	28	28	0	0	0	0	0	0	0	0	0
157	CUTLERY, OTHER HARDWARE	18	11	0	0	0	0	7	0	0	0	0
259	MISC MANUFACTURING	125	120	0	0	0	0	5	0	0	0	0
738	BUSINESS MANAGEMENT SERVICES	25	20	5	0	5	0	0	0	0	0	0
858	COLLEGES AND UNIVERSITIES	11	5	6	0	6	0	0	0	0	0	0
917	FEDERAL PUBLIC ADMIN	978	0	978	0	0	0	0	0	0	0	0
927	STATE PUBLIC ADMIN	5	0	5	0	5	0	0	0	0	0	0
27	FORESTRY	4	4	0	0	0	0	0	0	0	0	0
708	CREDIT AGENCIES	103	87	13	13	0	0	3	0	0	0	0
917	FEDERAL PUBLIC ADMIN	169	0	169	169	0	0	0	0	0	0	0
927	STATE PUBLIC ADMIN	62	0	62	0	62	0	0	0	0	0	0
937	LOCAL PUBLIC ADMIN	24	0	24	0	0	24	0	0	0	0	0
108	SAWMILL, PLANING MILL, MILL WK	13	13	0	0	0	0	0	0	0	0	0
717	INSURANCE	695	650	23	0	23	0	22	0	0	0	0
707	BANKING	11	11	0	0	0	0	0	0	0	0	0
708	CREDIT AGENCIES	17	6	11	11	0	0	0	0	0	0	0
717	INSURANCE	31	6	25	25	0	0	0	0	0	0	0
718	REAL ESTATE, RE LAW INSURANCE	105	21	15	15	0	0	69	0	0	0	0

SECTION 3.--OCCUPATIONS WITHIN SELECTED INDUSTRIES WHERE SOME WORKERS REQUIRE, OR UTILIZE AGRIBUSINESS COMPETENCIES*, SOUTH CAROLINA

CODE	INDUSTRY	TOTAL ALL CLASSES	PRIVATE	CLASS OF WORKER			LOCAL	SELF EMPLOYED	UNPAID FAMILY WORKERS
				WAGE TOTAL	AND SALARY FEDERAL	GOVERNMENT WORKERS STATE			
17	AGRICULTURAL PRODUCTION	66	43	372	SECRETARIES, N.E.C.	15	0	0	8
18	AGRICULTURE SERVICES, EXC HORT	46	32	14	0	14	0	0	0
19	HORTICULTURAL SERVICES	11	11	0	0	0	0	0	0
27	FORESTRY	23	5	18	0	18	0	0	0
937	LOCAL PUBLIC ADMIN	165	0	165	MISCELLANEOUS CLERICAL WORKERS	0	165	0	0
429	TRANSPORTATION SERVICES	4	4	0	INSPECTORS, N.E.C.	0	0	0	0
748	OTHER MISC BUSINESS SERVICES	11	11	0	0	0	0	0	0
848	HEALTH SERVICES, NEC	79	5	74	4	42	28	0	0
539	MACHINERY EQUIP, SUPPLIES	245	245	0	HEAVY EQUIPMENT MECHANICS	0	0	0	0
759	OTHER REPAIR SERVICES	101	76	0	0	0	0	25	0
197	MACHINERY, NEC	38	38	0	PATTERN AND MODEL MAKERS	0	0	0	0
127	CEMENT, CONCRETE, PLASTER	9	9	0	CHECKERS, EXAMINERS, INSPECTORS, MFG.	0	0	0	0
157	CUTLERY, OTHER HARDWARE	7	7	0	0	0	0	0	0
268	MEAT PRODUCTS	298	298	0	MISCELLANEOUS OPERATIVES	0	0	0	0
778	LODGING PLACES, EXC HOTELS	10	10	0	MISCELLANEOUS LABORERS	0	0	0	0
778	LODGING PLACES, EXC HOTELS	18	11	0	ATTENDANTS, PERSONNEL SERVICE, N.E.C.	0	0	7	0
809	MISC ENTERTAINMENT	52	36	6	0	0	6	10	0

* 67 OCCUPATIONS WITHIN SELECTED INDUSTRIES. SOME OCCUPATIONS MAY BE IN SECTION 2 AND 3 DEPENDING ON DEGREE OF KNOWLEDGE REQUIRED AND ATTACHMENT TO THE AGRIBUSINESS SECTOR

SECTION 3.--OCCUPATIONS WITHIN SELECTED INDUSTRIES WHERE SOME WORKERS REQUIRE, OR UTILIZE AGRIBUSINESS COMPETENCIES*, SOUTH CAROLINA

CODE	OCCUPATION	TOTAL ALL CLASSES		CLASS OF WORKER				LOCAL	SELF EMPLOYED	UNPAID FAMILY WORKERS
		ALL CLASSES	PRIVATE	WAGE AND SALARY WORKER		STATE	FEDERAL			
				TOTAL	GOVERNMENT					
SUMMARY ALL INDUSTRIES										
1	ACCOUNTANTS	1381	820	24	24	0	0	0	522	15
2	ARCHITECTS (LANDSCAPE)	234	152	24	24	0	0	0	58	0
11	CIVIL ENGINEERS	479	56	416	35	371	10	10	7	0
13	INDUSTRIAL ENGINEERS	69	69	0	0	0	0	0	0	0
14	MECHANICAL ENGINEERS	82	82	0	0	0	0	0	0	0
22	SALES ENGINEERS	39	39	0	0	0	0	0	0	0
23	ENGINEERS, N.E.C. (AGRICULTURAL)	230	69	155	112	43	0	6	0	0
36	STATISTICIANS	31	0	31	12	19	0	0	0	0
43	ATMOSPHERIC AND SPACE SCIENTISTS	16	0	16	16	0	0	0	0	0
44	BIOLOGICAL SCIENTISTS	42	4	38	28	10	0	0	0	0
45	CHEMISTS	409	387	22	0	22	0	0	0	0
56	PERSONNEL AND LABOR RELATIONS WORKERS	477	0	477	171	306	0	0	0	0
85	HEALTH TECHNOLOGIST, TECHNICIANS, N.E.C.	153	20	133	6	90	37	0	0	0
91	ECONOMISTS	123	22	90	59	31	0	11	0	0
104	BIOLOGY TEACHERS (COLLEGE)	176	65	111	6	95	10	0	0	0
105	CHEMISTRY TEACHERS (COLLEGE)	134	45	89	0	89	0	0	0	0
111	ENGINEERING TEACHERS (COLLEGE)	150	9	141	0	136	5	0	0	0
113	HEALTH SPECIALTIES TEACHERS (COLLEGE)	278	31	247	13	223	11	0	0	0
116	ECONOMICS TEACHERS (COLLEGE)	56	7	49	0	49	0	0	0	0
134	TRADE, INDUSTRIAL, TECHNICAL TEACHERS	19	0	19	0	19	0	0	0	0
135	MISC. TEACHERS, COLLEGE & UNIVERSITY	116	39	77	0	77	0	0	0	0
141	ADULT EDUCATION TEACHERS	505	134	359	27	200	132	12	0	0
144	SECONDARY SCHOOL TEACHERS	11091	970	10121	111	3169	6841	0	0	0
153	ELECTRICAL, ELECTRONIC ENG. TECH.	30	17	13	5	8	0	0	0	0
163	AIRPLANE PILOTS	103	103	0	0	0	0	0	0	0
174	VOCATIONAL AND EDUCATIONAL COUNSELORS	873	134	739	61	446	232	0	0	0
180	ATHLETES AND KINDRED WORKERS	274	226	25	14	0	11	23	0	0
181	AUTHORS	4	0	0	0	0	0	4	0	0
183	DESIGNERS	10	10	0	0	0	0	0	0	0
184	EDITORS AND REPORTERS	630	544	59	31	23	5	27	0	0
192	PUBLIC RELATIONS MEN, PUBLICITY WRITERS	65	0	65	27	38	0	0	0	0
201	ASSESSORS, CONTROLLERS, LOCAL PUB ADMIN	214	0	214	0	0	214	0	0	0
202	BANK OFFICERS AND FINANCIAL MANAGERS	2598	2502	96	90	6	0	17	0	0
205	BUYERS, WHOLESALE AND RETAIL TRADE	337	320	0	0	0	0	0	0	0
210	CREDIT MEN	176	176	0	0	0	0	0	0	0
215	INSPECTORS, EXC. CONSTRUCTION, PUB ADMIN	696	0	696	471	165	60	0	0	0
222	OFFICIALS, ADMIN., PUB. ADMIN., N.E.C.	2062	0	2062	812	591	659	0	0	0
223	OFFICIALS OF LODGES, SOCIETIES, UNIONS	341	341	0	0	0	0	0	0	0
225	PURCHASING AGENTS AND BUYERS, N.E.C.	54	48	6	6	0	0	0	0	0
231	SALES MANAGERS, DEPT HEADS, RETAIL TRADE	1158	1115	31	26	0	5	12	0	0

SECTION 3.--OCCUPATIONS WITHIN SELECTED INDUSTRIES WHERE SOME WORKERS REQUIRE, OR UTILIZE AGRIBUSINESS COMPETENCIES*, SOUTH CAROLINA (CONTINUED)

CODE	OCCUPATION	TOTAL ALL CLASSES	PRIVATE	WAGE AND TOTAL	CLASS OF WORKER			LOCAL	SELF EMPLOYED	UNPAID FAMILY WORKERS
					GOVERNMENT FEDERAL	GOVERNMENT STATE	WORKERS STATE			
SUMMARY ALL INDUSTRIES										
233	SALES MANAGERS, EXCEPT RETAIL TRADE	106	106	0	0	0	0	0	0	0
235	SCHOOL, ADMINISTRATORS, COLLEGE	419	231	170	0	165	5	18	0	0
245	MANAGERS AND ADMINISTRATORS, N.E.C.	10812	6637	125	70	24	31	3914	136	0
261	AUCTIONEERS	25	5	0	0	0	0	20	0	0
265	INSURANCE AGENTS, BROKERS, UNDERWRITERS	5991	5452	64	35	16	13	475	0	0
271	STOCK AND BOND SALESMEN	342	307	5	0	5	0	27	3	0
281	SALES REPRESENTIVES, MFG.	171	159	0	0	0	0	12	0	0
320	ENUMERATORS AND INTERVIEWERS	1019	25	994	978	16	0	0	0	0
321	ESTIMATORS AND INVESTIGATORS, N.E.C.	362	91	268	182	62	24	3	0	0
323	EXPEDITORS AND PRODUCTION CONTROLLERS	13	13	0	0	0	0	0	0	0
326	INSURANCE ADJUSTERS, EXAM.	695	650	23	0	23	0	22	0	0
363	REAL ESTATE APPRAISERS	164	44	51	51	0	0	69	0	0
372	SECRETARIES, N.E.C.	146	91	47	0	47	0	0	0	8
394	MISCELLANEOUS CLERICAL WORKERS	165	0	165	0	0	165	0	0	0
452	INSPECTORS, N.E.C.	94	20	74	4	42	28	0	0	0
481	HEAVY EQUIPMENT MECHANICS	346	321	0	0	0	0	25	0	0
514	PATTERN AND MODEL MAKERS	38	38	0	0	0	0	0	0	0
610	CHECKERS, EXAMINERS, INSPECTORS, MFG.	16	16	0	0	0	0	0	0	0
694	MISCELLANEOUS OPERATIVES	298	298	0	0	0	0	0	0	0
780	MISCELLANEOUS LABORERS	10	10	0	0	0	0	0	0	0
933	ATTENDANTS, PERSONNEL SERVICE, N.E.C.	70	47	6	0	0	6	17	0	0
TOTAL--ALL OCCUPATIONS		47217	23117	18637	3507	6626	8504	5301	162	

* 67 OCCUPATIONS WITHIN SELECTED INDUSTRIES. SOME OCCUPATIONS MAY BE IN SECTION 2 AND 3 DEPENDING ON DEGREE OF KNOWLEDGE REQUIRED AND ATTACHMENT TO THE AGRIBUSINESS SECTOR

SECTION 3.--OCCUPATIONS WITHIN SELECTED INDUSTRIES WHERE SOME WORKERS REQUIRE, OR UTILIZE AGRIBUSINESS COMPETENCIES*, TENNESSEE

CODE	INDUSTRY	TOTAL ALL CLASSES	PRIVATE	CLASS OF WORKER				LOCAL	SELF EMPLOYED	UNPAID FAMILY WORKERS
				WAGE AND SALARY WORKER		GOVERNMENT WORKERS				
				TOTAL	FEDERAL	STATE	STATE			
				1	2	3	4			
				ACCOUNTANTS						
708	CREDIT AGENCIES	117	109	8	0	0	0	0	0	0
738	BUSINESS MANAGEMENT SERVICES	297	226	5	0	0	0	66	0	0
739	COMPUTER PROGRAMMING	16	16	0	0	0	0	0	0	0
889	ACCOUNTING, AUDITING	1795	1199	20	13	7	0	571	5	5
				ARCHITECTS (LANDSCAPE)						
888	ENG AND ARCH SERVICES	355	182	4	4	0	0	169	0	0
917	FEDERAL PUBLIC ADMIN	6	0	6	6	0	0	0	0	0
927	STATE PUBLIC ADMIN	5	0	5	0	5	0	0	0	0
				CIVIL ENGINEERS						
68	GENERAL CONTRACTORS, EXC BLDG	985	107	873	248	579	46	5	0	0
				INDUSTRIAL ENGINEERS						
197	MACHINERY, NEC	84	84	0	0	0	0	0	0	0
				MECHANICAL ENGINEERS						
197	MACHINERY, NEC	87	87	0	0	0	0	0	0	0
				SALES ENGINEERS						
197	MACHINERY, NEC	31	31	0	0	0	0	0	0	0
				ENGINEERS, N.E.C. (AGRICULTURAL)						
27	FORESTRY	6	0	6	0	6	0	0	0	0
67	GENERAL BUILDING CONTRACTORS	5	5	0	0	0	0	0	0	0
68	GENERAL CONTRACTORS, EXC BLDG	34	10	24	16	8	0	0	0	0
158	FABRICATED METAL PROD	61	61	0	0	0	0	0	0	0
197	MACHINERY, NEC	39	39	0	0	0	0	0	0	0
467	ELECTRIC LIGHT AND POWER	45	5	40	34	0	6	0	0	0
858	COLLEGES AND UNIVERSITIES	28	12	16	0	16	0	0	0	0
917	FEDERAL PUBLIC ADMIN	136	0	136	136	0	0	0	0	0
927	STATE PUBLIC ADMIN	27	0	27	0	27	0	0	0	0
				STATISTICIANS						
858	COLLEGES AND UNIVERSITIES	21	11	10	0	10	0	0	0	0
917	FEDERAL PUBLIC ADMIN	33	0	33	33	0	0	0	0	0
				ATMOSPHERIC AND SPACE SCIENTISTS						
917	FEDERAL PUBLIC ADMIN	50	0	50	50	0	0	0	0	0
				BIOLOGICAL SCIENTISTS						
347	INDUSTRIAL CHEMICALS	90	79	11	11	0	0	0	0	0

SECTION 3.--OCCUPATIONS WITHIN SELECTED INDUSTRIES WHERE SOME WORKERS REQUIRE, OR UTILIZE AGRIBUSINESS COMPETENCIES*, TENNESSEE

CODE	INDUSTRY	TOTAL ALL CLASSES	PRIVATE	CLASS OF WORKER				LOCAL	SELF EMPLOYED	UNPAID FAMILY WORKERS
				WAGE AND TOTAL	SALARY FEDERAL	GOVERNMENT STATE	WORKER STATE			
44 BIOLOGICAL SCIENTISTS										
CONTINUED										
729	COMMERCIAL R AND D	49	27	22	18	4	0	0	0	0
858	COLLEGES AND UNIVERSITIES	57	42	15	0	15	0	0	0	0
897	MISC PROFESSIONAL SERVICES	4	0	4	4	0	0	0	0	0
917	FEDERAL PUBLIC ADMIN	10	0	10	10	0	0	0	0	0
927	STATE PUBLIC ADMIN	40	0	40	0	40	0	0	0	0
45 CHEMISTS										
317	YARN, FABRIC MILLS	38	38	0	0	0	0	0	0	0
328	PULP, PAPER, PAPERBOARD MILLS	8	8	0	0	0	0	0	0	0
347	INDUSTRIAL CHEMICALS	825	774	51	51	0	0	0	0	0
368	MISC CHEMICALS	52	37	15	15	0	0	0	0	0
508	DRUGS, CHEMICALS, ALLIED PROD	8	8	0	0	0	0	0	0	0
729	COMMERCIAL R AND D	154	121	33	29	4	0	0	0	0
858	COLLEGES AND UNIVERSITIES	54	32	22	0	22	0	0	0	0
897	MISC PROFESSIONAL SERVICES	34	18	16	11	5	0	0	0	0
927	STATE PUBLIC ADMIN	12	0	12	0	12	0	0	0	0
56 PERSONNEL AND LABOR RELATIONS WORKERS										
917	FEDERAL PUBLIC ADMIN	213	0	213	0	0	0	0	0	0
927	STATE PUBLIC ADMIN	586	0	586	0	586	0	0	0	0
85 HEALTH TECHNOLOGIST, TECHNICIANS, N.E.C.										
848	HEALTH SERVICES, NEC	148	16	116	5	40	71	16	0	0
858	COLLEGES AND UNIVERSITIES	192	90	102	7	95	0	0	0	0
917	FEDERAL PUBLIC ADMIN	9	0	9	9	0	0	0	0	0
91 ECONOMISTS										
709	STOCK BROKERS, INVESTMENT	16	11	0	0	0	0	5	0	0
738	BUSINESS MANAGEMENT SERVICES	57	42	0	0	0	0	15	0	0
858	COLLEGES AND UNIVERSITIES	5	5	0	0	0	0	0	0	0
887	NONPROFIT MEMBERSHIP	16	16	0	0	0	0	0	0	0
897	MISC PROFESSIONAL SERVICES	11	11	0	0	0	0	0	0	0
917	FEDERAL PUBLIC ADMIN	48	0	48	48	0	0	0	0	0
927	STATE PUBLIC ADMIN	16	0	16	0	16	0	0	0	0
104 BIOLOGY TEACHERS (COLLEGE)										
858	COLLEGES AND UNIVERSITIES	468	212	256	4	242	10	0	0	0
105 CHEMISTRY TEACHERS (COLLEGE)										
858	COLLEGES AND UNIVERSITIES	310	113	197	0	197	0	0	0	0
111 ENGINEERING TEACHERS (COLLEGE)										
858	COLLEGES AND UNIVERSITIES	259	59	200	5	195	0	0	0	0

SECTION 3.--OCCUPATIONS WITHIN SELECTED INDUSTRIES WHERE SOME WORKERS REQUIRE, OR UTILIZE AGRIBUSINESS COMPETENCIES*, TENNESSEE

CODE	INDUSTRY	TOTAL ALL CLASSES	PRIVATE	CLASS OF WORKER			LOCAL	SELF EMPLOYED	UNPAID FAMILY WORKERS
				WAGE AND SALARY GOVERNMENT FEDERAL STATE	GOVERNMENT WORKERS	TEACHERS (COLLEGE)			
858	COLLEGES AND UNIVERSITIES	532	228	304	0	286	18	0	0
858	COLLEGES AND UNIVERSITIES	139	31	108	0	108	0	0	0
858	COLLEGES AND UNIVERSITIES	80	35	45	6	23	16	0	0
858	COLLEGES AND UNIVERSITIES	345	125	220	11	205	4	0	0
857	ELEMENTARY, SECONDARY	224	38	186	16	5	165	0	0
867	EDUCATIONAL SERVICES, NEC	388	159	223	16	151	56	6	0
878	WELFARE SERVICES	9	4	5	0	5	0	0	0
857	ELEMENTARY, SECONDARY	14896	1571	13325	140	1283	11902	0	0
467	ELECTRIC LIGHT AND POWER	43	11	32	22	0	10	0	0
427	AIR TRANSPORTATION	360	332	0	0	0	0	22	6
737	EMPLOYMENT, TEMPORARY HELP	5	0	5	0	5	0	0	0
857	ELEMENTARY, SECONDARY	690	70	620	12	73	535	0	0
858	COLLEGES AND UNIVERSITIES	299	131	168	11	150	7	0	0
867	EDUCATIONAL SERVICES, NEC	132	50	82	6	71	5	0	0
878	WELFARE SERVICES	15	10	5	0	0	5	0	0
917	FEDERAL PUBLIC ADMIN	41	0	41	41	0	0	0	0
927	STATE PUBLIC ADMIN	77	0	77	0	77	0	0	0
937	LOCAL PUBLIC ADMIN	6	0	6	0	0	6	0	0
809	MISC ENTERTAINMENT	270	226	20	0	5	15	24	0
339	PRINTING, PUBLISHING EXC NEWS	10	10	0	0	0	0	0	0
157	CUTLERY, OTHER HARDWARE	20	20	0	0	0	0	0	0

SECTION 3.--OCCUPATIONS WITHIN SELECTED INDUSTRIES WHERE SOME WORKERS REQUIRE, OR UTILIZE AGRIBUSINESS COMPETENCIES*, TENNESSEE

CODE	INDUSTRY	TOTAL ALL CLASSES	PRIVATE	CLASS OF WORKER			LOCAL	SELF EMPLOYED	UNPAID FAMILY WORKERS
				WAGE AND SALARY WORKER TOTAL	FEDERAL	STATE			
197	MACHINERY, NEC	18	18	0	0	0	0	0	0
259	MISC MANUFACTURING	6	6	0	0	0	0	0	0
				183 DESIGNERS CONTINUED					
338	NEWSPAPER PUBLISHING, PRINTING	944	871	11	0	6	5	62	0
339	PRINTING, PUBLISHING EXC NEWS	373	348	15	5	6	4	10	0
807	MOTION PICTURES, THEATERS	22	22	0	0	0	0	0	0
858	COLLEGES AND UNIVERSITIES	92	37	55	0	55	0	0	0
917	FEDERAL PUBLIC ADMIN	43	0	43	0	0	0	0	0
927	STATE PUBLIC ADMIN	15	0	15	0	15	0	0	0
				184 EDITORS AND REPORTERS					
609	DEPARTMENT, MAIL ORDER	26	26	0	0	0	0	0	0
628	GROCERY STORES	5	5	0	0	0	0	0	0
697	MISC RETAIL TRADE STORES	12	12	0	0	0	0	0	0
917	FEDERAL PUBLIC ADMIN	42	0	42	0	0	0	0	0
927	STATE PUBLIC ADMIN	72	0	72	0	72	0	0	0
				192 PUBLIC RELATIONS MEN, PUBLICITY WRITERS					
937	LOCAL PUBLIC ADMIN	319	0	319	0	0	319	0	0
707	BANKING	3258	3146	112	90	18	4	0	0
708	CREDIT AGENCIES	1145	1068	77	77	0	0	0	0
				202 BANK OFFICERS AND FINANCIAL MANAGERS					
609	DEPARTMENT, MAIL ORDER	661	656	0	0	0	0	5	0
697	MISC RETAIL TRADE STORES	65	33	4	0	4	0	28	0
				205 BUYERS, WHOLESALE AND RETAIL TRADE					
707	BANKING	88	82	6	0	6	0	0	0
708	CREDIT AGENCIES	176	176	0	0	0	0	0	0
748	OTHER MISC BUSINESS SERVICES	56	46	0	0	0	0	10	0
				210 CREDIT MEN					
917	FEDERAL PUBLIC ADMIN	774	0	774	0	0	0	0	0
927	STATE PUBLIC ADMIN	330	0	330	0	330	0	0	0
937	LOCAL PUBLIC ADMIN	203	0	203	0	0	203	0	0
				215 INSPECTORS, EXC. CONSTRUCTION, PUB ADMIN					
917	FEDERAL PUBLIC ADMIN	1294	0	1294	0	0	0	0	0
				222 OFFICIALS, ADMIN., PUB. ADMIN., N.E.C.					

SECTION 3.--OCCUPATIONS WITHIN SELECTED INDUSTRIES WHERE SOME WORKERS REQUIRE, OR UTILIZE AGRIBUSINESS COMPETENCIES*, TENNESSEE

CODE	INDUSTRY	TOTAL ALL CLASSES	PRIVATE	CLASS OF WORKER			LOCAL	SELF EMPLOYED	UNPAID FAMILY WORKERS
				WAGE AND SALARY GOVERNMENT FEDERAL STATE	WORKER	WORKERS			
				222 OFFICIALS, ADMIN., PUB. ADMIN., N.E.C. CONTINUED					
927	STATE PUBLIC ADMIN	766	0	0	766	0	0	0	0
937	LOCAL PUBLIC ADMIN	1125	0	0	0	1125	0	0	0
887	NONPROFIT MEMBERSHIP	816	816	0	0	0	0	0	0
				223 OFFICIALS OF LODGES, SOCIETIES, UNIONS					
259	MISC MANUFACTURING	20	20	0	0	0	0	0	0
328	PULP, PAPER, PAPERBOARD MILLS	10	10	0	0	0	0	0	0
				225 PURCHASING AGENTS AND BUYERS, N.E.C.					
607	LUMBER, BUILDING MATERIAL	84	84	0	0	0	0	0	0
608	HARDWARE AND FARM EQUIPMENT	47	42	0	0	0	0	5	0
609	DEPARTMENT, MAIL ORDER	1055	1055	0	0	0	0	0	0
627	MISC MERCHANDISE STORES	90	6	6	0	0	0	9	0
628	GROCERY STORES	526	511	0	0	0	0	15	0
697	MISC RETAIL TRADE STORES	120	120	0	0	0	0	0	0
				231 SALES MANAGERS, DEPT HEADS, RETAIL TRADE					
127	CEMENT, CONCRETE, PLASTER	21	21	0	0	0	0	0	0
259	MISC MANUFACTURING	50	50	0	0	0	0	0	0
418	WAREHOUSING AND STORAGE	21	21	0	0	0	0	0	0
539	MACHINERY EQUIP, SUPPLIES	243	240	0	0	0	0	3	0
587	WHOLESALE, NEC	101	101	0	0	0	0	0	0
				233 SALES MANAGERS, EXCEPT RETAIL TRADE					
858	COLLEGES AND UNIVERSITIES	773	377	370	0	354	16	26	0
				235 SCHOOL, ADMINISTRATORS, COLLEGE					
107	LOGGING	63	8	0	0	0	0	55	0
108	SAWMILL, PLANNING MILL, MILL WK	501	265	0	0	0	0	236	0
109	MISC WOOD PROD	133	102	0	0	0	0	31	0
259	MISC MANUFACTURING	399	346	5	0	5	0	48	0
268	MEAT PRODUCTS	185	168	0	0	0	0	17	0
269	DAIRY PRODUCTS	120	101	4	0	4	0	15	0
278	CANNING AND PRESERVING	33	33	0	0	0	0	0	0
317	YARN, FABRIC MILLS	230	219	6	0	6	0	5	0
318	MISC TEXTILE MILL PRODUCTS	41	41	0	0	0	0	0	0
328	PULP, PAPER, PAPERBOARD MILLS	123	123	0	0	0	0	0	0
417	TRUCKING SERVICE	1078	797	5	0	5	0	272	4
418	WAREHOUSING AND STORAGE	252	222	0	0	0	0	30	0
				245 MANAGERS AND ADMINISTRATORS, N.E.C.					

SECTION 3.--OCCUPATIONS WITHIN SELECTED INDUSTRIES WHERE SOME WORKERS REQUIRE, OR UTILIZE AGRIBUSINESS COMPETENCIES*, TENNESSEE

CODE	INDUSTRY	TOTAL ALL CLASSES	PRIVATE	CLASS OF WORKER				SELF EMPLOYED	UNPAID FAMILY WORKERS
				WAGE AND TOTAL	GOVERNMENT FEDERAL	WORKERS STATE	LOCAL		
245 MANAGERS AND ADMINISTRATORS, N.E.C.									
CONTINUED									
429	TRANSPORTATION SERVICES	188	151	0	0	0	0	37	0
587	WHOLESALE, NEC	589	441	0	0	0	0	148	0
607	LUMBER, BUILDING MATERIAL	913	541	0	0	0	0	367	5
608	HARDWARE AND FARM EQUIPMENT	552	295	5	0	5	0	252	0
627	MISC MERCHANDISE STORES	757	284	18	18	0	0	444	11
628	GROCERY STORES	6262	2555	13	5	5	3	3509	185
629	DAIRY PROD STORES	68	45	0	0	0	0	23	0
638	FOOD STORES, NEC	125	53	0	0	0	0	72	0
708	CREDIT AGENCIES	315	301	5	5	0	0	9	0
709	STOCK BROKERS, INVESTMENT	288	207	4	0	0	4	77	0
718	REAL ESTATE, RE LAW INSURANCE	522	333	68	5	0	63	121	0
739	COMPUTER PROGRAMMING	92	87	0	0	0	0	5	0
748	OTHER MISC BUSINESS SERVICES	531	392	11	5	6	0	128	0
759	OTHER REPAIR SERVICES	231	109	0	0	0	0	122	0
778	LODGING PLACES, EXC HOTELS	150	76	0	0	0	0	74	0
869	MUSEUMS, ART GALLERIES; ZOOS	5	5	0	0	0	0	0	0
887	NONPROFIT MEMBERSHIP	175	175	0	0	0	0	0	0
260 ADVERTISING AGENTS AND SALESMEN									
587	WHOLESALE, NEC	5	5	0	0	0	0	0	0
261 AUCTIONEERS									
748	OTHER MISC BUSINESS SERVICES	24	0	0	0	0	0	24	0
265 INSURANCE AGENTS, BROKERS, UNDERWRITERS									
717	INSURANCE	9057	8114	88	49	9	30	850	5
718	REAL ESTATE, RE LAW INSURANCE	55	25	0	0	0	0	30	0
271 STOCK AND BOND SALESMEN									
709	STOCK BROKERS, INVESTMENT	920	840	17	0	0	17	63	0
281 SALES REPRESENTATIVES, MFG.									
127	CEMENT, CONCRETE, PLASTER	103	88	0	0	0	0	10	5
157	CUTLERY, OTHER HARDWARE	63	58	0	0	0	0	5	0
259	MISC MANUFACTURING	262	253	5	5	0	0	4	0
320 ENUMERATORS AND INTERVIEWERS									
738	BUSINESS MANAGEMENT SERVICES	88	83	0	0	0	0	5	0
858	COLLEGES AND UNIVERSITIES	5	5	0	0	0	0	0	0
887	NONPROFIT MEMBERSHIP	6	6	0	0	0	0	0	0
917	FEDERAL PUBLIC ADMIN	1131	0	1131	1131	0	0	0	0

SECTION 3.--OCCUPATIONS WITHIN SELECTED INDUSTRIES WHERE SOME WORKERS REQUIRE, OR UTILIZE AGRIBUSINESS COMPETENCIES*, TENNESSEE

CODE	INDUSTRY	TOTAL ALL CLASSES	PRIVATE	CLASS OF WORKER			LOCAL	SELF EMPLOYED	UNPAID FAMILY WORKERS
				WAGE AND SALARY WORKER		TOTAL			
				FEDERAL	STATE				
927	STATE PUBLIC ADMIN	17	0	17	0	0	0	0	
708	CREDIT AGENCIES	148	143	5	0	0	0	0	
917	FEDERAL PUBLIC ADMIN	288	0	288	0	0	0	0	
927	STATE PUBLIC ADMIN	150	0	150	0	0	0	0	
937	LOCAL PUBLIC ADMIN	80	0	80	0	80	0	0	
108	SAWMILL, PLANNING MILL, MILL WK	15	11	4	0	0	0	0	
268	MEAT PRODUCTS	7	7	0	0	0	0	0	
269	DAIRY PRODUCTS	6	6	0	0	0	0	0	
279	GRAIN MILL PRODUCTS	8	8	0	0	0	0	0	
717	INSURANCE	1263	1202	27	15	12	34	0	
707	BANKING	3	3	0	0	0	0	0	
708	CREDIT AGENCIES	9	5	4	4	0	0	0	
717	INSURANCE	35	15	14	14	0	6	0	
718	REAL ESTATE, RE LAW INSURANCE	201	123	24	5	0	54	0	
17	AGRICULTURAL PRODUCTION	73	60	8	0	4	0	5	
18	AGRICULTURE SERVICES, EXC HORT	75	53	18	4	14	0	4	
19	HORTICULTURAL SERVICES	32	22	0	0	0	5	5	
27	FORESTRY	14	4	10	5	5	0	0	
937	LOCAL PUBLIC ADMIN	636	0	636	0	0	0	0	
429	TRANSPORTATION SERVICES	17	12	0	0	0	5	0	
748	OTHER MISC BUSINESS SERVICES	27	16	5	0	0	6	0	
848	HEALTH SERVICES, NEC	64	0	64	0	24	40	0	
539	MACHINERY EQUIP, SUPPLIES	378	378	0	0	0	0	0	
759	OTHER REPAIR SERVICES	206	126	0	0	0	80	0	
197	MACHINERY, NEC	29	29	0	0	0	0	0	

SECTION 3.--OCCUPATIONS WITHIN SELECTED INDUSTRIES WHERE SOME WORKERS REQUIRE, OR UTILIZE AGRIBUSINESS COMPETENCIES*, TENNESSEE

CODE	INDUSTRY	TOTAL ALL CLASSES	PRIVATE	CLASS OF WORKER			LOCAL	SELF EMPLOYED	UNPAID FAMILY WORKERS
				WAGE AND TOTAL	SALARY GOVERNMENT FEDERAL	WORKER WORKERS STATE			
127	CEMENT, CONCRETE, PLASTER	21	15	6	0	0	0	0	0
157	CUTLERY, OTHER HARDWARE	120	120	0	0	0	0	0	0
268	MEAT PRODUCTS	348	348	0	0	0	0	0	0
778	LODGING PLACES, EXC HOTELS	24	24	0	0	0	0	0	0
809	MISC ENTERTAINMENT	44	39	0	0	0	0	5	0

* 67 OCCUPATIONS WITHIN SELECTED INDUSTRIES. SOME OCCUPATIONS MAY BE IN SECTION 2 AND 3 DEPENDING ON DEGREE OF KNOWLEDGE REQUIRED AND ATTACHMENT TO THE AGRIBUSINESS SECTOR


SECTION 3.--OCCUPATIONS WITHIN SELECTED INDUSTRIES WHERE SOME WORKERS REQUIRE, OR UTILIZE AGRIBUSINESS COMPETENCIES**, TENNESSEE

CODE	OCCUPATION	TOTAL ALL CLASSES	PRIVATE	CLASS OF WORKER			LOCAL	SELF EMPLOYED	UNPAID FAMILY WORKERS
				WAGE AND TOTAL	GOVERNMENT FEDERAL	WORKERS STATE			
SUMMARY ALL INDUSTRIES									
1	ACCOUNTANTS	2225	1550	33	26	7	0	637	5
2	ARCHITECTS (LANDSCAPE)	366	182	15	10	5	0	169	0
11	CIVIL ENGINEERS	985	107	873	248	579	46	5	0
13	INDUSTRIAL ENGINEERS	84	84	0	0	0	0	0	0
14	MECHANICAL ENGINEERS	87	87	0	0	0	0	0	0
22	SALES ENGINEERS	31	31	0	0	0	0	0	0
23	ENGINEERS, N.E.C. (AGRICULTURAL)	381	132	249	186	57	6	0	0
36	STATISTICIANS	54	11	43	33	10	0	0	0
43	ATMOSPHERIC AND SPACE SCIENTISTS	50	0	50	50	0	0	0	0
44	BIOLOGICAL SCIENTISTS	250	148	102	43	59	0	0	0
45	CHEMISTS	1185	1036	149	106	43	0	0	0
56	PERSONNEL AND LABOR RELATIONS WORKERS	799	0	799	213	586	0	0	0
85	HEALTH TECHNOLOGIST, TECHNICIANS, N.E.C.	349	106	227	21	135	71	16	0
91	ECONOMISTS	169	85	64	48	16	0	20	0
104	BIOLOGY TEACHERS (COLLEGE)	468	212	256	4	242	10	0	0
105	CHEMISTRY TEACHERS (COLLEGE)	310	113	197	0	197	0	0	0
111	ENGINEERING TEACHERS (COLLEGE)	259	59	200	5	195	0	0	0
113	HEALTH SPECIALTIES TEACHERS (COLLEGE)	532	228	304	0	286	18	0	0
116	ECONOMICS TEACHERS (COLLEGE)	139	31	108	0	108	0	0	0
134	TRADE, INDUSTRIAL, TECHNICAL TEACHERS	80	35	45	6	23	16	0	0
135	MISC. TEACHERS, COLLEGE & UNIVERSITY	345	125	220	11	205	4	0	0
141	ADULT EDUCATION TEACHERS	621	201	414	32	161	221	6	0
144	SECONDARY SCHOOL TEACHERS	14896	1571	13325	140	1283	11902	0	0
153	ELECTRICAL, ELECTRONIC ENG. TECH.	43	11	32	22	0	10	0	0
163	AIRPLANE PILOTS	360	332	0	0	0	0	22	6
174	VOCATIONAL AND EDUCATIONAL COUNSELORS	1265	261	1004	70	376	558	0	0
180	ATHLETES AND KINDRED WORKERS	270	226	20	0	5	15	24	0
181	AUTHORS	10	10	0	0	0	0	0	0
183	DESIGNERS	44	44	0	0	0	0	0	0
184	EDITORS AND REPORTERS	1489	1278	139	48	82	9	72	0
192	PUBLIC RELATIONS MEN, PUBLICITY WRITERS	157	43	114	42	72	0	0	0
201	ASSESSORS, CONTROLLERS, LOCAL PUB ADMIN	319	0	319	0	0	319	0	0
202	BANK OFFICERS AND FINANCIAL MANAGERS	4403	4214	189	167	18	4	0	0
205	BUYERS, WHOLESALE AND RETAIL TRADE	689	689	4	0	4	0	33	0
210	CREDIT MEN	326	304	6	0	6	0	10	0
215	INSPECTORS, EXC. CONSTRUCTION, PUB ADMIN	1307	0	1307	774	330	203	0	0
222	OFFICIALS, ADMIN., PUB. ADMIN., N.E.C.	3185	0	3185	1294	766	1125	0	0
223	OFFICIALS OF LODGES, SOCIETIES, UNIONS	816	816	0	0	0	0	0	0
225	PURCHASING AGENTS AND BUYERS, N.E.C.	30	30	0	0	0	0	0	0
231	SALES MANAGERS, DEPT HEADS, RETAIL TRADE	1922	1887	6	6	0	0	29	0

SECTION 3.--OCCUPATIONS WITHIN SELECTED INDUSTRIES WHERE SOME WORKERS REQUIRE, OR UTILIZE AGRIBUSINESS COMPETENCIES*, TENNESSEE (CONTINUED)

CODE	OCCUPATION	TOTAL ALL CLASSES	PRIVATE	WAGE AND TOTAL	CLASS OF WORKER			LOCAL	SELF EMPLOYED	UNPAID FAMILY WORKERS
					GOVERNMENT FEDERAL	GOVERNMENT STATE	WORKERS STATE			
SUMMARY ALL INDUSTRIES										
233	SALES MANAGERS, EXCEPT RETAIL TRADE	436	433	0	0	0	0	3	0	0
235	SCHOOL, ADMINISTRATORS, COLLEGE	773	377	370	0	354	16	26	0	0
245	MANAGERS AND ADMINISTRATORS, N.E.C.	14921	8475	144	38	36	70	6097	205	0
260	ADVERTISING AGENTS AND SALESMEN	5	5	0	0	0	0	0	0	0
261	AUCTIONEERS	24	0	0	0	0	0	24	0	0
265	INSURANCE AGENTS, BROKERS, UNDERWRITERS	9112	8139	88	49	9	30	880	5	0
271	STOCK AND BOND SALESMEN	920	840	17	0	0	17	63	0	0
281	SALES REPRESENTIVES, MFG.	428	399	5	5	0	0	19	5	0
320	ENUMERATORS AND INTERVIEWERS	1247	94	1148	1131	17	0	5	0	0
321	ESTIMATORS AND INVESTIGATORS, N.E.C.	666	143	523	288	155	80	0	0	0
323	EXPEDITORS AND PRODUCTION CONTROLLERS	36	32	4	0	0	4	0	0	0
326	INSURANCE ADJUSTERS, EXAM.	1263	1202	27	15	12	0	34	0	0
363	REAL ESTATE APPRAISERS	248	146	42	23	0	19	60	0	0
372	SECRETARIES, N.E.C.	194	139	36	9	23	4	5	14	0
394	MISCELLANEOUS CLERICAL WORKERS	636	0	636	0	0	636	0	0	0
452	INSPECTORS, N.E.C.	108	28	69	0	24	45	11	0	0
481	HEAVY EQUIPMENT MECHANICS	584	504	0	0	0	0	80	0	0
514	PATTERN AND MODEL MAKERS	29	29	0	0	0	0	0	0	0
610	CHECKERS, EXAMINERS, INSPECTORS, MFG.	141	135	6	0	6	0	0	0	0
694	MISCELLANEOUS OPERATIVES	348	348	0	0	0	0	0	0	0
933	ATTENDANTS, PERSONNEL SERVICE, N.E.C.	68	63	0	0	0	0	5	0	0
TOTAL--ALL OCCUPATIONS		73518	37810	27113	5163	6492	15458	8355	240	0

* 67 OCCUPATIONS WITHIN SELECTED INDUSTRIES. SOME OCCUPATIONS MAY BE IN SECTION 2 AND 3 DEPENDING ON DEGREE OF KNOWLEDGE REQUIRED AND ATTACHMENT TO THE AGRIBUSINESS SECTOR



**UNITED STATES DEPARTMENT OF AGRICULTURE
WASHINGTON, D.C. 20250**

**OFFICIAL BUSINESS
PENALTY FOR PRIVATE USE, \$300**

**POSTAGE AND FEES PAID
U.S. DEPARTMENT OF
AGRICULTURE
AGR 101
FIRST CLASS**



